

**FOREIGN MILITARY SALES,
FOREIGN MILITARY
CONSTRUCTION
SALES AND
MILITARY ASSISTANCE
FACTS**

AS OF SEPTEMBER 30, 2002

**FOREIGN MILITARY SALES,
FOREIGN MILITARY CONSTRUCTION
SALES AND
MILITARY ASSISTANCE FACTS**

AS OF SEPTEMBER 30, 2002

**NOTE: THIS PUBLICATION IS AVAILABLE ON THE DSCA WEB SITE AT WWW.DSCA.OSD.MIL
AND CAN BE DOWNLOADED IN HARD COPY FORMAT.**

**PUBLISHED BY
DEPUTY FOR FINANCIAL MANAGEMENT
COMPTROLLER, DSCA**

TABLE OF CONTENTS

NARRATIVE DESCRIPTION OF STATISTICAL TABLES	iv
GRAPH - FOREIGN MILITARY SALES AGREEMENTS (DEFENSE ARTICLES & SERVICES AND CONSTRUCTION	1
*FOREIGN MILITARY SALES AGREEMENTS	2
*FOREIGN MILITARY CONSTRUCTION SALES AGREEMENTS.	12
GRAPH - FOREIGN MILITARY SALES DELIVERIES (DEFENSE ARTICLES & SERVICES AND CONSTRUCTION	17
*FOREIGN MILITARY SALES DELIVERIES	18
*FOREIGN MILITARY CONSTRUCTION SALES DELIVERIES.	28
GRAPH - FOREIGN MILITARY FINANCING PROGRAM	33
FOREIGN MILITARY FINANCING PROGRAM	34
COMMERCIAL EXPORTS LICENSED UNDER ARMS EXPORT CONTROL ACT	62
MILITARY ASSISTANCE PROGRAM MERGER FUNDS.	74
GRAPH - MILITARY ASSISTANCE PROGRAM	79
MILITARY ASSISTANCE PROGRAM	80
GRAPH - MILITARY ASSISTANCE PROGRAM DELIVERIES/EXPENDITURES	89
MILITARY ASSISTANCE PROGRAM DELIVERIES/EXPENDITURES	90
MAP EXCESS DEFENSE ARTICLES PROGRAM - ACQUISITION COST.	96
MAP EXCESS DEFENSE ARTICLES DELIVERED - ACQUISITION COST.	100
GRAPH - IMET PROGRAM/DELIVERIES	105
INTERNATIONAL MILITARY EDUCATION AND TRAINING PROGRAM/DELIVERIES.	106
SUMMARY OF STUDENTS TRAINED UNDER IMET.	116

*The data in this publication regarding Foreign Military Sales Agreements and Deliveries portrays only sales and deliveries of defense articles and defense services. In accordance with Section 29 of the Arms Export Control Act, Foreign Military Construction Sales Agreements and Deliveries are shown separately in tables on pages 12 and 28 of this publication.

NARRATIVE DESCRIPTION OF STATISTICAL TABLES

1. FOREIGN MILITARY SALES (FMS) AGREEMENTS - Total dollar value of defense articles and defense services purchased with cash, credit, and MAP Merger Funds by a foreign government or international organization in any fiscal year. Also see Item 7, Military Assistance Program Merger Funds.
2. FOREIGN MILITARY SALES (FMS) DELIVERIES - Total dollar value of defense articles and defense services delivered to a foreign government or international organization in any fiscal year. After implementing an FMS agreement, the responsible military department directs release of materiel from stocks or procurement or provision of services or training. As execution progresses, the military department reports accrued expenditures and physical deliveries within 30 days of date of shipment or performance.
3. FOREIGN MILITARY CONSTRUCTION SALES (FMCS) AGREEMENTS - Total dollar value of design and construction services purchased by a foreign government in any fiscal year.
4. FOREIGN MILITARY CONSTRUCTION SALES (FMCS) DELIVERIES - Total dollar value of disbursements against design and construction services provided to a foreign government in any fiscal year. Also see Item 2, Foreign Military Sales Deliveries.
5. FOREIGN MILITARY FINANCING (FMF) PROGRAM - The amount of credit extended to a foreign government or international organization in any fiscal year for the procurement of defense articles, defense services, and design and construction services. Such procurements may be from U.S. military departments under FMS/FMCS, or may be negotiated directly with U.S. commercial suppliers following the approval of DoD. FMF credits are issued in the form of DoD direct loans which require repayment, or DoD direct loans for which repayment has been waived by the Congress. Annual foreign military financing programs may be applied to FMS/FMCS or commercial procurement contracts negotiated in prior, current or subsequent years within the parameters of the applicable purchase and loan financing agreements.
6. COMMERCIAL EXPORTS - The total dollar value of deliveries made against purchases of munitions-controlled items by foreign governments directly from U.S. manufacturers. The data are compiled by the Office of Defense Trade Controls (DTC), Department of

NARRATIVE DESCRIPTION OF STATISTICAL TABLES (Continued)

State, from shippers' export documents and completed licenses returned to DTC from ports of exit by the U.S. Customs Service.

7. MILITARY ASSISTANCE PROGRAM (MAP) MERGER FUNDS - Approved funds which are transferred to the FMS Trust Fund and merged with countries' FMS funds. MAP "merger" funds are non-repayable, and may be used solely to meet obligations of the recipient countries for payment of FMS/FCMS purchases; they are not available to finance procurements from U.S. commercial suppliers.

8. MILITARY ASSISTANCE PROGRAM (MAP) - The dollar amount of materiel and services (other than training) programmed for a particular foreign country in any fiscal year for which the U.S. Government receives no dollar reimbursement.

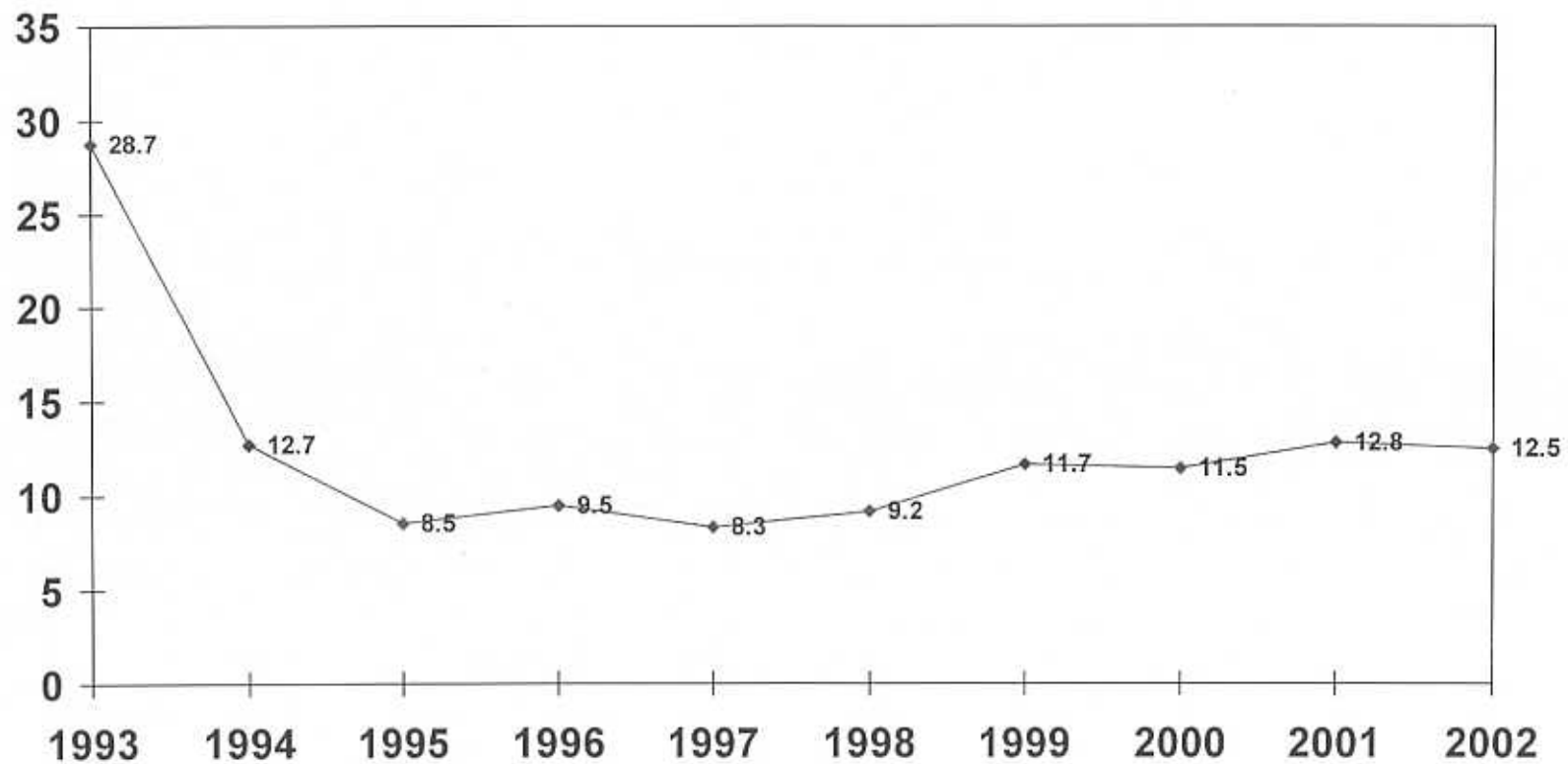
9. MILITARY ASSISTANCE PROGRAM (MAP) DELIVERIES/EXPENDITURES - The dollar amount of materiel and services (other than training) delivered or expended against amounts programmed in the current fiscal year or prior fiscal years.

10. EXCESS DEFENSE ARTICLES PROGRAM - ACQUISITION COST - Total dollar value of excess defense articles transferred to a foreign country or international organization at the original acquisition cost. Excess defense articles are defined as being owned by the U.S. Government and not procured in anticipation of military assistance or sales requirements, or pursuant to a military assistance or sales order, which are excess to Department of Defense requirements at the time such articles are dropped from inventory by the supplying agency.

11. EXCESS DEFENSE ARTICLES DELIVERED - ACQUISITION COST - Total dollar value of excess defense articles delivered to a recipient country in any fiscal year at original acquisition cost.

12. INTERNATIONAL MILITARY EDUCATION & TRAINING (IMET) PROGRAM/DELIVERIES - The dollar value allocated in any fiscal year for the training of foreign military students both overseas and in the continental United States, and the cost of training aids and materials associated with such training, for which the U.S. Government receives no dollar reimbursement. This program is considered fully delivered when funded.

FOREIGN MILITARY SALES AGREEMENTS INCLUDES CONSTRUCTION (Dollars in Billions)



FOREIGN MILITARY SALES AGREEMENTS

(DOLLARS IN THOUSANDS)

	FY 1950 FY 1992	FY 1993	FY 1994	FY 1995	FY 1996	FY 1997
WORLDWIDE	212,086,762	28,519,505	12,669,748	8,477,313	9,311,135	8,278,465
EAST ASIA AND PACIFIC	38,331,520	7,899,080	3,211,109	1,907,378	2,517,270	2,149,291
AUSTRALIA	7,652,935	263,587	216,324	150,641	169,772	286,224
BRUNEI	414	-	-	40	-	122
CAMBODIA	-	-	-	1,697	540	830
CHINA	259,714	-	-	-	-	-
FIJI	1,829	-	-	12	-	-
INDOCHINA	8,542	-	-	-	-	-
INDONESIA	691,517	22,331	9,890	11,486	28,098	723
JAPAN	6,975,506	1,342,258	724,481	669,321	501,414	327,723
KOREA (SEOUL)	8,029,293	217,143	353,559	455,956	853,526	766,776
LAOS	-	-	-	-	-	991
MALAYSIA	191,514	803	709,172	22,941	5,245	11,120
MONGOLIA	-	-	-	-	-	-
MYANMAR	8,734	-	-	-	-	-
NEW ZEALAND	290,147	9,133	15,349	9,010	6,766	24,163
PAPUA NEW GUINEA	327	-	-	-	-	-
REP OF PHILIPPINES	942,960	77,288	19,443	14,388	18,681	18,658
SINGAPORE	1,214,348	94,047	572,529	183,441	303,424	187,088
TAIWAN	8,817,760	5,512,966	357,859	208,123	446,976	352,458
THAILAND	3,244,564	359,524	232,491	180,323	182,787	172,416
TONGA	250	-	12	-	43	-
UNTAET	-	-	-	-	-	-
VIETNAM	1,167	-	-	-	-	-
NEAR EAST AND SOUTH ASIA	99,017,870	14,005,469	4,664,637	2,308,102	3,868,396	2,216,687
AFGHANISTAN	-	-	-	-	-	-
ALGERIA	6,029	-	-	-	-	-
BAHRAIN	887,639	96,567	34,306	46,501	95,617	59,264
BANGLADESH	2,831	-	-	7,529	-	1,556
EGYPT	13,308,576	432,318	407,758	1,005,843	1,262,475	956,530
INDIA	85,884	4	-	*	-	297
IRAN	10,827,434	-	-	-	-	-
IRAQ	13,152	-	-	-	-	-
ISRAEL	14,198,569	160,906	2,127,635	619,043	827,997	504,819
JORDAN	1,818,606	14,461	38,394	12,977	195,104	17,390
KUWAIT	3,908,715	2,700,834	170,618	77,514	230,992	48,962
LEBANON	558,464	2,353	29,247	64,299	15,823	16,709
LIBYA	28,249	-	-	-	-	-
MOROCCO	1,041,972	11,109	15,218	12,391	6,103	5,126
NEPAL	1,255	-	-	-	-	-
OMAN	159,111	6,082	1,311	6,744	2,668	7,467
PAKISTAN	3,658,120	-	-	78	-	97
QATAR	3,925	305	4,109	-	-	-
SAUDI ARABIA	46,173,289	10,539,187	1,589,726	440,568	1,222,470	576,270

TOTALS MAY NOT ADD DUE TO ROUNDING

* LESS THAN \$500

FOREIGN MILITARY SALES AGREEMENTS

(DOLLARS IN THOUSANDS)

<u>FY 1998</u>	<u>FY 1999</u>	<u>FY 2000</u>	<u>FY 2001</u>	<u>FY 2002</u>	<u>FY 1950</u> <u>FY 2002</u>	
8,807,324	11,409,275	11,227,479	12,677,929	12,436,940	335,901,875	<u>WORLDWIDE</u>
1,721,790	2,520,269	1,992,815	2,384,765	3,288,914	67,924,204	<u>EAST ASIA AND PACIFIC</u>
237,435	441,353	421,098	162,459	171,443	10,173,269	AUSTRALIA
-	-	356	-	-	931	BRUNEI
1,534	200	694	325	424	6,244	CAMBODIA
-	-	-	-	-	259,714	CHINA
-	-	-	-	-	1,842	FIJI
-	-	-	-	-	8,542	INDOCHINA
213	370	-	-	-	764,630	INDONESIA
348,031	230,631	515,882	368,014	946,096	12,949,357	JAPAN
293,777	530,828	600,575	771,283	1,843,006	14,715,722	KOREA (SEOUL)
184	-	-	254	-	1,429	LAOS
1,244	27,974	5,025	3,014	23,544	1,001,597	MALAYSIA
-	-	-	2,100	287	2,387	MONGOLIA
-	-	-	-	-	8,734	MYANMAR
14,457	10,980	6,335	56,686	5,970	448,993	NEW ZEALAND
-	-	-	-	-	327	PAPUA NEW GUINEA
10,869	9,641	13,754	7,067	14,262	1,147,011	REP OF PHILIPPINES
181,340	659,900	110,751	656,287	152,116	4,315,270	SINGAPORE
590,436	554,509	134,682	270,012	70,977	17,316,758	TAIWAN
42,269	53,883	183,665	87,265	58,993	4,798,179	THAILAND
-	-	-	-	-	305	TONGA
-	-	-	-	1,796	1,796	UNTAET
-	-	-	-	-	1,167	VIETNAM
4,462,682	5,434,635	3,882,194	5,804,486	5,144,038	150,809,196	<u>NEAR EAST AND SOUTH ASIA</u>
-	-	-	-	6,066	6,066	AFGHANISTAN
-	323	200	50	-	6,602	ALGERIA
321,437	52,411	178,621	128,169	103,890	2,004,422	BAHRAIN
31,708	-	2,050	886	-	46,560	BANGLADESH
972,768	2,039,829	1,581,640	1,669,000	1,040,908	24,677,645	EGYPT
-	-	-	-	138,279	224,463	INDIA
-	-	-	-	-	10,827,434	IRAN
-	-	-	-	-	13,152	IRAQ
653,799	2,395,518	782,629	2,844,914	697,986	25,813,815	ISRAEL
17,668	14,556	120,195	121,833	128,614	2,499,798	JORDAN
121,144	85,336	200,254	284,514	1,021,823	8,850,706	KUWAIT
12,319	1,568	6,912	5,451	1,341	714,485	LEBANON
-	-	-	-	-	28,249	LIBYA
1,389	3,602	6,916	8,795	9,831	1,122,452	MOROCCO
-	-	585	-	3,378	5,218	NEPAL
3,078	4,196	4,248	4,160	825,798	1,024,861	OMAN
37	-	-	-	29,481	3,687,813	PAKISTAN
-	-	-	32	1,176	9,547	QATAR
2,248,381	787,126	719,089	586,588	884,954	65,767,648	SAUDI ARABIA

TOTALS MAY NOT ADD DUE TO ROUNDING

* LESS THAN \$500

FOREIGN MILITARY SALES AGREEMENTS (CONTINUED)

(DOLLARS IN THOUSANDS)

	<u>FY 1950</u> <u>FY 1992</u>	<u>FY 1993</u>	<u>FY 1994</u>	<u>FY 1995</u>	<u>FY 1996</u>	<u>FY 1997</u>
<u>NEAR EAST AND SOUTH ASIA (CONTINUED)</u>						
SRI LANKA	1,810	-	185	42	103	74
SYRIA	1	-	-	-	-	-
TUNISIA	606,905	22,966	16,909	10,568	7,204	17,037
UNITED ARAB EMIRATES	-	-	-	-	-	-
UNITED ARAB EMIRATES	1,401,957	18,379	229,222	4,005	1,840	5,089
YEMEN	325,376	-	-	-	-	-
<u>EUROPE</u>	<u>61,807,020</u>	<u>5,620,556</u>	<u>4,022,214</u>	<u>3,462,376</u>	<u>2,107,605</u>	<u>2,916,790</u>
ALBANIA	-	-	5	-	3,384	709
AUSTRIA	297,151	2,841	26,255	9,132	10,070	20,639
BELGIUM	3,050,406	328,775	19,679	24,876	59,138	122,129
BOSNIA-HERZEGOVINA	-	-	-	-	87	1,305
BULGARIA	-	-	-	-	*	3,949
CROATIA	-	-	-	-	-	-
CZECH REPUBLIC	-	-	-	-	6,375	2,210
DENMARK	1,687,890	303,556	47,799	33,392	128,947	32,219
ESTONIA	-	15	-	29	681	833
FINLAND	2,443,478	63	580,930	172,876	1,832	287
FRANCE	1,197,945	49,225	45,804	672,037	21,306	102,786
GEORGIA	-	-	-	-	-	-
GERMANY	11,879,241	156,527	177,428	240,560	232,303	315,139
GREECE	3,712,290	1,337,593	283,031	195,168	259,469	206,643
HUNGARY	-	10,976	-	-	3,952	4,983
ICELAND	544	-	-	-	12	-
IRELAND	897	48	-	45	-	-
ITALY	1,828,022	99,697	44,975	30,799	78,576	40,451
KAZAKHSTAN	-	-	-	-	-	-
KYRGYZSTAN	-	-	-	-	-	-
LATVIA	-	-	6	74	370	1,360
LITHUANIA	-	-	-	327	299	2,518
LUXEMBOURG	7,939	331	344	48	3,091	3,720
MACEDONIA (FYROM)	-	-	-	-	-	1,798
MALTA	132	60	-	12	-	-
MOLDOVA	-	-	-	-	-	-
NETHERLANDS	6,034,536	633,512	41,961	909,717	149,454	245,565
NORWAY	2,295,920	365,221	124,352	12,503	340,191	68,720
POLAND	-	-	-	-	6,014	4,191
PORTUGAL	992,908	14,781	6,724	10,697	3,535	19,031
ROMANIA	-	-	-	14,129	4,749	312
SLOVAKIA	-	-	-	*	644	1,874
SLOVENIA	-	-	-	-	208	192
SPAIN	5,650,942	116,129	57,836	400,760	117,077	841,067
SWEDEN	319,182	6,227	21,848	12,229	12,073	6,441
SWITZERLAND	1,245,598	1,594,329	17,775	21,507	5,938	11,727

TOTALS MAY NOT ADD DUE TO ROUNDING

* LESS THAN \$500

FOREIGN MILITARY SALES AGREEMENTS (CONTINUED)

(DOLLARS IN THOUSANDS)

FY 1998	FY 1999	FY 2000	FY 2001	FY 2002	FY 1950 FY 2002
21	192	-	-	-	2,428
-	-	-	-	-	1
6,112	1,780	10,758	1,670	8,899	710,807
-	16,728	266,672	146,429	239,249	669,078
72,822	31,170	1,083	1,108	1,553	1,768,228
-	300	345	888	811	327,720
1,737,275	2,610,969	4,263,526	3,342,112	2,471,808	94,362,250
-	1,433	2,685	2,883	5,635	16,734
9,757	5,862	10,274	15,191	5,011	412,184
21,281	68,253	36,740	85,756	47,560	3,864,593
187	4,209	6,892	2,210	2,152	17,041
3,380	1,088	8,290	21,119	4,786	42,612
-	-	209	277	4,092	4,579
2,968	9,182	11,006	8,836	20,532	61,109
9,031	152,119	15,787	47,203	94,755	2,552,697
5,089	2,135	5,490	3,162	7,696	25,132
1,821	4,035	12,535	89,215	7,240	3,314,312
21,208	74,145	84,157	268,857	227,397	2,764,867
1,225	2,976	9,343	3,924	35,250	52,719
186,773	327,501	325,811	94,620	160,651	14,096,555
475,783	354,001	2,087,399	811,596	339,966	10,062,938
5,322	7,651	7,770	3,257	12,166	56,077
-	-	-	-	-	556
-	45	-	4	9	1,047
92,190	59,005	160,472	805,458	190,976	3,430,621
188	-	2,430	200	1,064	3,882
-	900	1,137	-	6,217	8,254
4,539	2,874	4,651	2,007	5,965	21,845
3,991	785	5,079	5,762	13,779	32,539
698	2,436	346	591	2,827	22,371
9,477	8,210	1,048	16,486	4,625	41,643
-	-	109	5,922	-	6,235
752	2,752	1,834	681	2,245	8,264
235,825	117,745	424,049	264,353	156,728	9,213,446
86,359	79,273	150,489	92,633	90,193	3,705,853
10,789	23,962	20,549	27,982	65,446	158,933
11,270	237,320	5,805	23,596	160,851	1,486,519
4,881	13,176	8,657	2,616	22,044	70,563
3,381	2,867	6,219	2,895	11,597	29,477
5,640	1,888	1,004	1,322	3,103	13,356
70,197	349,895	92,702	65,441	122,821	7,884,866
2,425	2,881	4,683	3,241	6,731	397,961
18,022	85,087	8,992	17,005	138,194	3,164,174

NEAR EAST AND SOUTH ASIA (CONTINUED)

SRI LANKA
 SYRIA
 TUNISIA
 UNITED ARAB EMIRATES
 UNITED ARAB EMIRATES
 YEMEN

EUROPE

ALBANIA
 AUSTRIA
 BELGIUM
 BOSNIA-HERZEGOVINA
 BULGARIA
 CROATIA
 CZECH REPUBLIC
 DENMARK
 ESTONIA
 FINLAND
 FRANCE
 GEORGIA
 GERMANY
 GREECE
 HUNGARY
 ICELAND
 IRELAND
 ITALY
 KAZAKHSTAN
 KYRGYZSTAN
 LATVIA
 LITHUANIA
 LUXEMBOURG
 MACEDONIA (FYROM)
 MALTA
 MOLDOVA
 NETHERLANDS
 NORWAY
 POLAND
 PORTUGAL
 ROMANIA
 SLOVAKIA
 SLOVENIA
 SPAIN
 SWEDEN
 SWITZERLAND

TOTALS MAY NOT ADD DUE TO ROUNDING

* LESS THAN \$500

FOREIGN MILITARY SALES AGREEMENTS (CONTINUED)

(DOLLARS IN THOUSANDS)

	FY 1950 FY 1992	FY 1993	FY 1994	FY 1995	FY 1996	FY 1997
EUROPE (CONTINUED)						
TURKEY	8,266,233	485,953	1,946,744	539,849	205,614	303,344
TURKMENISTAN	-	-	-	-	-	-
UKRAINE	-	-	-	-	-	-
UNITED KINGDOM	10,812,061	114,699	578,719	161,611	452,215	550,649
UZBEKISTAN	-	-	-	-	-	-
YUGOSLAVIA	83,704	-	-	-	-	-
AFRICA	1,213,339	18,041	11,874	5,110	9,655	10,898
BENIN	76	-	240	-	-	-
BOTSWANA	16,388	2,215	1,745	89	698	423
BURUNDI	65	*	-	-	-	-
CAMEROON	47,300	25	-	-	49	-
CAPE VERDE	1,632	-	20	2	-	-
CENTRAL AFRICAN REP	577	-	-	-	-	-
CHAD	28,456	110	618	152	693	25
COMOROS	-	80	-	-	-	-
CONGO (BRAZZAVILLE)	13	-	-	-	-	-
CONGO (KINSHASA)	137,441	-	-	-	-	-
DJIBOUTI	11,992	573	284	43	163	33
EQUATORIAL GUINEA	1,509	-	-	-	-	-
ERITREA	-	-	-	190	370	1,558
ETHIOPIA	86,561	-	1,224	465	327	1,092
GABON	5,782	131	81	-	-	-
GAMBIA	898	-	1,313	-	-	-
GHANA	528	82	713	75	312	-
GUINEA	7,466	316	448	-	-	-
GUINEA-BISSAU	1,010	375	1,271	-	267	121
IVORY COAST	1,837	517	-	-	6	182
KENYA	239,801	-	1,333	2,354	5,110	816
LESOTHO	6	-	-	-	-	-
LIBERIA	44,893	-	-	-	-	-
MADAGASCAR	3,487	258	86	-	-	45
MALAWI	4,447	37	261	-	88	-
MALI	279	55	650	-	-	-
MAURITANIA	962	-	-	-	-	-
MAURITIUS	-	-	650	-	-	-
MOZAMBIQUE	-	-	-	229	1	-
NAMIBIA	134	2,150	737	60	-	426
NIGER	14,294	1,503	5	589	-	-
NIGERIA	63,775	441	-	-	-	-
RWANDA	1,522	-	-	-	144	-
SAO TOME & PRINCIPE	480	-	-	-	-	-
SENEGAL	14,277	7,288	39	299	208	1,991
SEYCHELLES	241	267	1	-	-	62

TOTALS MAY NOT ADD DUE TO ROUNDING

* LESS THAN \$500

FOREIGN MILITARY SALES AGREEMENTS (CONTINUED)

(DOLLARS IN THOUSANDS)

<u>FY 1998</u>	<u>FY 1999</u>	<u>FY 2000</u>	<u>FY 2001</u>	<u>FY 2002</u>	<u>FY 1950</u> <u>FY 2002</u>
316,617	335,447	399,054	146,205	210,962	13,156,023
-	-	657	-	975	1,632
1,122	1,803	10,909	3,043	4,988	21,865
113,507	265,418	328,230	394,810	247,071	14,018,990
1,579	2,613	34	1,754	27,506	33,486
-	-	-	-	-	83,704
23,837	10,785	14,137	21,479	21,997	1,361,152
1,389	2,000	-	145	1,000	4,850
507	311	585	928	1,350	25,239
-	-	-	-	-	65
-	-	-	-	-	47,375
-	1	-	-	-	1,655
-	-	-	3	-	580
1,522	500	187	300	594	33,158
-	-	-	-	-	80
-	-	-	-	-	13
-	-	-	-	-	137,441
-	-	-	-	-	13,089
-	-	-	-	-	1,509
28	-	-	-	-	2,146
11,659	-	-	-	-	101,327
-	-	-	70	-	6,065
-	-	-	-	-	2,211
1,200	2,045	1,300	676	-	6,931
324	52	-	512	3,100	12,217
-	-	-	-	-	3,044
-	1,700	-	-	-	4,242
2,695	2,307	4,745	6,121	1,293	266,576
-	-	-	-	-	6
-	-	-	-	-	44,893
-	-	-	-	1,654	5,529
1,469	-	-	-	306	6,608
1,972	-	600	2,900	200	6,655
-	-	-	-	-	962
-	-	-	-	-	650
-	-	-	3	15	249
366	30	-	-	463	4,367
-	-	-	-	294	16,685
-	272	3,180	6,947	8,610	83,226
64	-	-	-	-	1,730
190	-	-	-	70	740
-	1,276	2,815	1,880	936	31,008
-	-	323	-	-	894

EUROPE (CONTINUED)

TURKEY
 TURKMENISTAN
 UKRAINE
 UNITED KINGDOM
 UZBEKISTAN
 YUGOSLAVIA

AFRICA
 BENIN
 BOTSWANA
 BURUNDI
 CAMEROON
 CAPE VERDE
 CENTRAL AFRICAN REP
 CHAD
 COMOROS
 CONGO (BRAZZAVILLE)
 CONGO (KINSHASA)
 DJIBOUTI
 EQUATORIAL GUINEA
 ERITREA
 ETHIOPIA
 GABON
 GAMBIA
 GHANA
 GUINEA
 GUINEA-BISSAU
 IVORY COAST
 KENYA
 LESOTHO
 LIBERIA
 MADAGASCAR
 MALAWI
 MALI
 MAURITANIA
 MAURITIUS
 MOZAMBIQUE
 NAMIBIA
 NIGER
 NIGERIA
 RWANDA
 SAO TOME & PRINCIPE
 SENEGAL
 SEYCHELLES

TOTALS MAY NOT ADD DUE TO ROUNDING

* LESS THAN \$500

FOREIGN MILITARY SALES AGREEMENTS (CONTINUED)

(DOLLARS IN THOUSANDS)

	FY 1950 FY 1992	FY 1993	FY 1994	FY 1995	FY 1996	FY 1997
<u>AFRICA (CONTINUED)</u>						
SIERRA LEONE	2,862	587	17	2	-	-
SOMALIA	152,935	-	-	-	-	-
SOUTH AFRICA	3,149	-	-	30	1,065	325
SUDAN	315,564	-	-	-	-	-
TANZANIA	76	-	-	-	-	-
TOGO	472	41	-	-	-	-
UGANDA	82	-	6	-	154	3,746
ZAMBIA	-	-	122	317	-	-
ZIMBABWE	67	991	12	213	-	54
WESTERN HEMISPHERE	7,940,960	287,171	322,952	318,103	231,545	316,566
ANTIGUA & BARBUDA	5,381	984	431	152	-	262
ARGENTINA	220,774	9,509	28,858	15,118	3,389	15,319
BAHAMAS	-	-	-	-	-	51
BARBADOS	2,440	459	813	87	684	139
BELIZE	3,180	273	382	299	-	314
BOLIVIA	15,430	-	1	-	371	3
BOLIVIA - INTL NARC	57,840	12,860	11,607	11,401	3,411	8,610
BRAZIL	614,291	24,492	52,950	44,927	43,333	22,461
CANADA	3,549,671	140,570	92,357	173,899	119,123	100,236
CHILE	182,786	7,149	1,272	3,448	2,245	2,227
COLOMBIA	237,880	12,574	61,118	19,129	8,054	74,845
COLOMBIA - INTL NARC	106,284	30,134	18,957	9,218	7,186	-
COSTA RICA	30,030	121	855	23	193	160
CUBA	4,510	-	-	-	-	-
DOMINICA	3,817	451	885	51	-	80
DOMINICAN REPUBLIC	30,678	1,136	897	406	407	174
ECUADOR	155,527	1,078	5,104	123	-	3,941
ECUADOR - INTL NARC	1,639	308	226	137	318	955
EL SALVADOR	854,301	9,796	15,900	5,661	3,831	3,424
GRENADA	8,264	746	603	91	-	423
GUATEMALA	58,472	-	-	-	-	-
GUYANA	-	-	66	14	-	72
HAITI	3,404	-	-	-	4,813	741
HONDURAS	401,280	7,458	1,362	2,401	6,979	893
JAMAICA	28,762	2,872	731	1,148	791	264
MEXICO	183,833	4,479	4,140	1,401	4,387	24,102
NICARAGUA	5,205	-	-	-	-	-
PANAMA	34,731	64	450	51	169	-
PARAGUAY	1,055	5	198	12	-	19
PERU	192,545	-	-	-	5	490
PERU - INTL NARC	5,102	3	-	-	-	90
ST KITTS AND NEVIS	4,342	436	885	15	76	187
ST LUCIA	3,672	664	979	301	-	80

TOTALS MAY NOT ADD DUE TO ROUNDING

* LESS THAN \$500

FOREIGN MILITARY SALES AGREEMENTS (CONTINUED)

(DOLLARS IN THOUSANDS)

FY 1998	FY 1999	FY 2000	FY 2001	FY 2002	FY 1950 FY 2002
-	-	-	-	-	3,469
-	-	-	-	-	152,935
-	290	402	136	1,937	7,332
-	-	-	-	-	315,564
18	-	-	-	76	169
-	-	-	-	100	613
433	-	-	-	-	4,421
-	-	-	-	-	439
-	-	-	858	-	2,196
190,915	164,685	438,723	203,006	799,805	11,214,431
2	680	-	450	541	8,884
6,241	18,829	10,531	8,967	3,497	341,031
60	36	-	-	-	147
250	-	-	35	116	5,023
18	144	70	186	-	4,867
449	-	7	993	652	17,907
1,824	1,769	530	1,099	824	111,774
30,305	20,032	52,801	8,428	36,073	950,094
106,559	71,110	116,187	99,140	151,589	4,720,442
1,121	4,293	2,273	2,489	548,071	757,374
12,375	7,231	228,063	15,031	37,203	713,503
5,355	2,716	5,533	2,166	2,269	189,818
-	211	1	-	-	31,594
-	-	-	-	-	4,510
-	161	87	120	210	5,862
116	393	180	515	825	35,729
245	-	-	369	5,541	171,930
76	894	265	135	300	5,253
6,583	2,952	2,337	1,780	3,056	909,620
-	251	3	145	197	10,722
68	-	-	-	-	58,540
-	-	181	267	297	897
246	-	105	-	-	9,309
4,982	558	761	754	674	428,103
211	290	731	499	807	37,106
1,223	8,423	419	19,362	2,057	253,827
-	-	-	-	-	5,205
-	128	385	82	-	36,060
44	2	19	26	597	1,978
4,240	32	127	125	-	197,563
486	115	410	392	179	6,776
-	295	70	105	208	6,618
-	140	130	145	200	6,311

AFRICA (CONTINUED)

SIERRA LEONE
SOMALIA
SOUTH AFRICA
SUDAN
TANZANIA
TOGO
UGANDA
ZAMBIA
ZIMBABWE

WESTERN HEMISPHERE

ANTIGUA & BARBUDA
ARGENTINA
BAHAMAS
BARBADOS
BELIZE
BOLIVIA
BOLIVIA - INTL NARC
BRAZIL
CANADA
CHILE
COLOMBIA
COLOMBIA - INTL NARC
COSTA RICA
CUBA
DOMINICA
DOMINICAN REPUBLIC
ECUADOR
ECUADOR - INTL NARC
EL SALVADOR
GRENADA
GUATEMALA
GUYANA
HAITI
HONDURAS
JAMAICA
MEXICO
NICARAGUA
PANAMA
PARAGUAY
PERU
PERU - INTL NARC
ST KITTS AND NEVIS
ST LUCIA

TOTALS MAY NOT ADD DUE TO ROUNDING

* LESS THAN \$500

FOREIGN MILITARY SALES AGREEMENTS (CONTINUED)

(DOLLARS IN THOUSANDS)

	<u>FY 1990</u> <u>FY 1992</u>	<u>FY 1993</u>	<u>FY 1994</u>	<u>FY 1995</u>	<u>FY 1996</u>	<u>FY 1997</u>
<u>WESTERN HEMISPHERE (CONTINUED)</u>						
ST VINCENT + GREN.	4,532	647	624	47	-	136
SURINAME	1	-	-	-	-	-
TRINIDAD + TOBAGO	1,100	50	1,189	255	332	268
URUGUAY	29,505	707	2,059	2,320	1,586	1,000
VENEZUELA	898,696	17,147	17,054	25,966	19,863	54,599
NON REGIONAL	<u>1,825,729</u>	<u>593,910</u>	<u>366,119</u>	<u>415,059</u>	<u>539,262</u>	<u>617,799</u>
CLASSIFIED TOTALS A/	<u>1,825,729</u>	<u>539,910</u>	<u>366,119</u>	<u>415,059</u>	<u>539,262</u>	<u>617,799</u>
<u>INTERNATL. ORG. AND VARIOUS</u>	<u>1,947,324</u>	<u>149,278</u>	<u>70,844</u>	<u>61,184</u>	<u>37,401</u>	<u>50,434</u>

A/ FOR FURTHER INFORMATION, SEE THE CLASSIFIED ANNEX TO THE CONGRESSIONAL PRESENTATION DOCUMENT FOR FOREIGN OPERATIONS.

TOTALS MAY NOT ADD DUE TO ROUNDING

* LESS THAN \$500

FOREIGN MILITARY SALES AGREEMENTS (CONTINUED)

(DOLLARS IN THOUSANDS)

<u>FY 1998</u>	<u>FY 1999</u>	<u>FY 2000</u>	<u>FY 2001</u>	<u>FY 2002</u>	<u>FY 1950 FY 2002</u>
-	73	130	105	113	6,406
-	-	75	-	-	76
624	-	203	144	100	4,263
642	1,005	977	3,527	369	43,697
6,570	21,921	15,132	35,426	3,239	1,115,613
<u>634,853</u>	<u>599,458</u>	<u>577,645</u>	<u>879,163</u>	<u>666,761</u>	<u>7,661,758</u>
634,853	599,458	577,645	879,163	666,761	7,661,758
<u>35,971</u>	<u>68,475</u>	<u>58,439</u>	<u>42,917</u>	<u>43,616</u>	<u>2,565,883</u>

WESTERN HEMISPHERE (CONTINUED)

ST VINCENT + GREN.
SURINAME
TRINIDAD + TOBAGO
URUGUAY
VENEZUELA

NON REGIONAL
CLASSIFIED TOTALS A/

INTERNATL. ORG. AND VARIOUS

TOTALS MAY NOT ADD DUE TO ROUNDING

* LESS THAN \$500

FOREIGN MILITARY CONSTRUCTION SALES AGREEMENTS

(DOLLARS IN THOUSANDS)

	<u>FY 1950</u> <u>FY 1992</u>	<u>FY 1993</u>	<u>FY 1994</u>	<u>FY 1995</u>	<u>FY 1996</u>	<u>FY 1997</u>
<u>WORLDWIDE</u>	<u>18,136,979</u>	<u>157,346</u>	<u>57,136</u>	<u>24,263</u>	<u>139,170</u>	<u>29,036</u>
<u>EAST ASIA AND PACIFIC</u>	<u>1</u>	<u>620</u>	<u>-</u>	<u>-</u>	<u>75</u>	<u>310</u>
CAMBODIA	-	-	-	-	-	48
JAPAN	-	-	-	-	-	-
KOREA (SEOUL)	1	-	-	-	-	-
SINGAPORE	-	-	-	-	75	262
TAIWAN	-	620	-	-	-	-
THAILAND	-	-	-	-	-	-
<u>NEAR EAST AND SOUTH ASIA</u>	<u>17,914,998</u>	<u>145,415</u>	<u>7,373</u>	<u>20,181</u>	<u>133,034</u>	<u>24,330</u>
AFGHANISTAN	-	-	-	-	-	-
BAHRAIN	21,139	-	-	-	-	-
EGYPT	804,064	14,039	1,522	15,582	117,675	20,854
IRAN	594	-	-	-	-	-
ISRAEL	2,581	-	-	-	-	-
JORDAN	985	-	-	-	-	-
KUWAIT	147,112	1,080	-	-	-	-
LIBYA	1,344	-	-	-	-	-
MOROCCO	-	-	-	4,599	1,359	3,476
OMAN	1,511	-	-	-	-	-
SAUDI ARABIA	16,935,665	130,297	5,851	-	14,000	-
YEMEN	2	-	-	-	-	-
<u>EUROPE</u>	<u>78,662</u>	<u>-</u>	<u>43,925</u>	<u>-</u>	<u>-</u>	<u>1,405</u>
FRANCE	29	-	-	-	-	-
GERMANY	8,955	-	32,888	-	-	1,405
GREECE	9	-	-	-	-	-
KAZAKHSTAN	-	-	-	-	-	-
UNITED KINGDOM	69,668	-	11,036	-	-	-
<u>AFRICA</u>	<u>36,781</u>	<u>1,821</u>	<u>1,203</u>	<u>251</u>	<u>448</u>	<u>550</u>
BOTSWANA	194	-	-	-	-	-
BURUNDI	-	5	-	-	-	-
CAMEROON	132	848	-	-	-	-
CAPE VERDE	63	-	121	58	-	-
CENTRAL AFRICAN REP	242	-	-	-	-	-
CHAD	-	-	-	193	-	-
DJIBOUTI	796	-	-	-	-	-
EQUATORIAL GUINEA	19	-	-	-	-	-
ERITREA	-	-	-	-	-	361
ETHIOPIA	-	-	-	-	-	189
GABON	164	-	-	-	-	-
GAMBIA	77	-	-	-	-	-
GHANA	390	375	665	-	-	-
GUINEA	110	-	-	-	-	-

TOTALS MAY NOT ADD DUE TO ROUNDING

* LESS THAN \$500

FOREIGN MILITARY CONSTRUCTION SALES AGREEMENTS

(DOLLARS IN THOUSANDS)

<u>FY 1998</u>	<u>FY 1999</u>	<u>FY 2000</u>	<u>FY 2001</u>	<u>FY 2002</u>	<u>FY 1950</u> <u>FY 2002</u>	
428,938	288,277	285,886	123,689	76,459	19,747,180	<u>WORLDWIDE</u>
-	50	-	-	338	1,394	<u>EAST ASIA AND PACIFIC</u>
-	-	-	-	-	48	CAMBODIA
-	-	-	-	338	338	JAPAN
-	-	-	-	-	1	KOREA (SEOUL)
-	-	-	-	-	337	SINGAPORE
-	-	-	-	-	620	TAIWAN
-	50	-	-	-	50	THAILAND
324,545	284,033	281,518	122,941	68,844	19,327,212	<u>NEAR EAST AND SOUTH ASIA</u>
-	-	-	-	829	829	AFGHANISTAN
-	-	-	-	-	21,139	BAHRAIN
101,543	223,327	27,123	58,551	32,332	1,416,611	EGYPT
-	-	-	-	-	594	IRAN
-	-	205,028	64,390	12,683	284,683	ISRAEL
-	-	-	-	-	985	JORDAN
-	13,707	-	-	23,000	184,899	KUWAIT
-	-	-	-	-	1,344	LIBYA
-	-	-	-	-	9,434	MOROCCO
-	-	-	-	-	1,511	OMAN
223,002	46,999	49,367	-	-	17,405,180	SAUDI ARABIA
-	-	-	-	-	2	YEMEN
98,551	1,975	3,141	-	4,878	232,537	<u>EUROPE</u>
-	-	-	-	-	29	FRANCE
98,551	1,975	3,141	-	-	146,916	GERMANY
-	-	-	-	-	9	GREECE
-	-	-	-	4,878	4,878	KAZAKHSTAN
-	-	-	-	-	80,704	UNITED KINGDOM
947	44	272	260	1,791	44,369	<u>AFRICA</u>
-	-	-	-	-	194	BOTSWANA
-	-	-	-	-	5	BURUNDI
-	-	-	-	-	980	CAMEROON
-	44	-	-	-	286	CAPE VERDE
-	-	-	125	-	367	CENTRAL AFRICAN REP
-	-	272	-	230	696	CHAD
-	-	-	-	-	796	DJIBOUTI
-	-	-	-	-	19	EQUATORIAL GUINEA
947	-	-	-	-	1,308	ERITREA
-	-	-	-	-	189	ETHIOPIA
-	-	-	-	-	164	GABON
-	-	-	-	-	77	GAMBIA
-	-	-	-	-	1,430	GHANA
-	-	-	-	-	110	GUINEA

TOTALS MAY NOT ADD DUE TO ROUNDING

* LESS THAN \$500

FOREIGN MILITARY CONSTRUCTION SALES AGREEMENTS (CONTINUED)

(DOLLARS IN THOUSANDS)

	FY 1950 FY 1992	FY 1993	FY 1994	FY 1995	FY 1996	FY 1997
<u>AFRICA (CONTINUED)</u>						
IVORY COAST	692	-	-	-	209	-
KENYA	302	-	-	-	240	-
LESOTHO	187	-	-	-	-	-
LIBERIA	7,300	-	-	-	-	-
MADAGASCAR	177	-	-	-	-	-
MALAWI	496	-	-	-	-	-
MALI	124	-	-	-	-	-
MAURITANIA	326	-	-	-	-	-
MOZAMBIQUE	-	-	-	-	-	-
NIGER	3,809	534	153	-	-	-
NIGERIA	-	-	-	-	-	-
RWANDA	756	-	-	-	-	-
SENEGAL	3,039	-	-	-	-	-
SEYCHELLES	-	-	35	-	-	-
SIERRA LEONE	550	58	-	-	-	-
SOMALIA	350	-	-	-	-	-
SUDAN	16,484	-	-	-	-	-
TOGO	2	-	-	-	-	-
UGANDA	-	-	229	-	-	-
WESTERN HEMISPHERE	106,537	9,490	4,635	3,830	5,613	2,442
ANTIGUA & BARBUDA	20	-	267	-	-	-
ARGENTINA	-	-	-	-	-	-
BARBADOS	427	238	-	-	-	-
BOLIVIA - INTL NARC	7,279	2,384	1,671	306	230	485
CANADA	519	-	-	-	-	-
COLOMBIA	-	1,607	388	-	656	470
COLOMBIA - INTL NARC	9,507	403	93	451	728	-
COSTA RICA	752	-	-	-	-	-
ECUADOR	-	-	-	-	-	-
ECUADOR - INTL NARC	-	-	75	243	752	-
EL SALVADOR	52,390	435	2,044	2,442	777	1,486
GUATEMALA	2,021	-	-	-	-	-
HAITI	-	-	-	-	-	-
HONDURAS	26,334	4,423	97	388	2,469	-
MEXICO	7,203	-	-	-	-	-
PANAMA	-	-	-	-	-	-
ST VINCENT + GREN.	85	-	-	-	-	-
NON-REGIONAL	-	-	-	-	-	-
UNDHA	-	-	-	-	-	-

TOTALS MAY NOT ADD DUE TO ROUNDING

* LESS THAN \$500

FOREIGN MILITARY CONSTRUCTION SALES AGREEMENTS (CONTINUED)

(DOLLARS IN THOUSANDS)

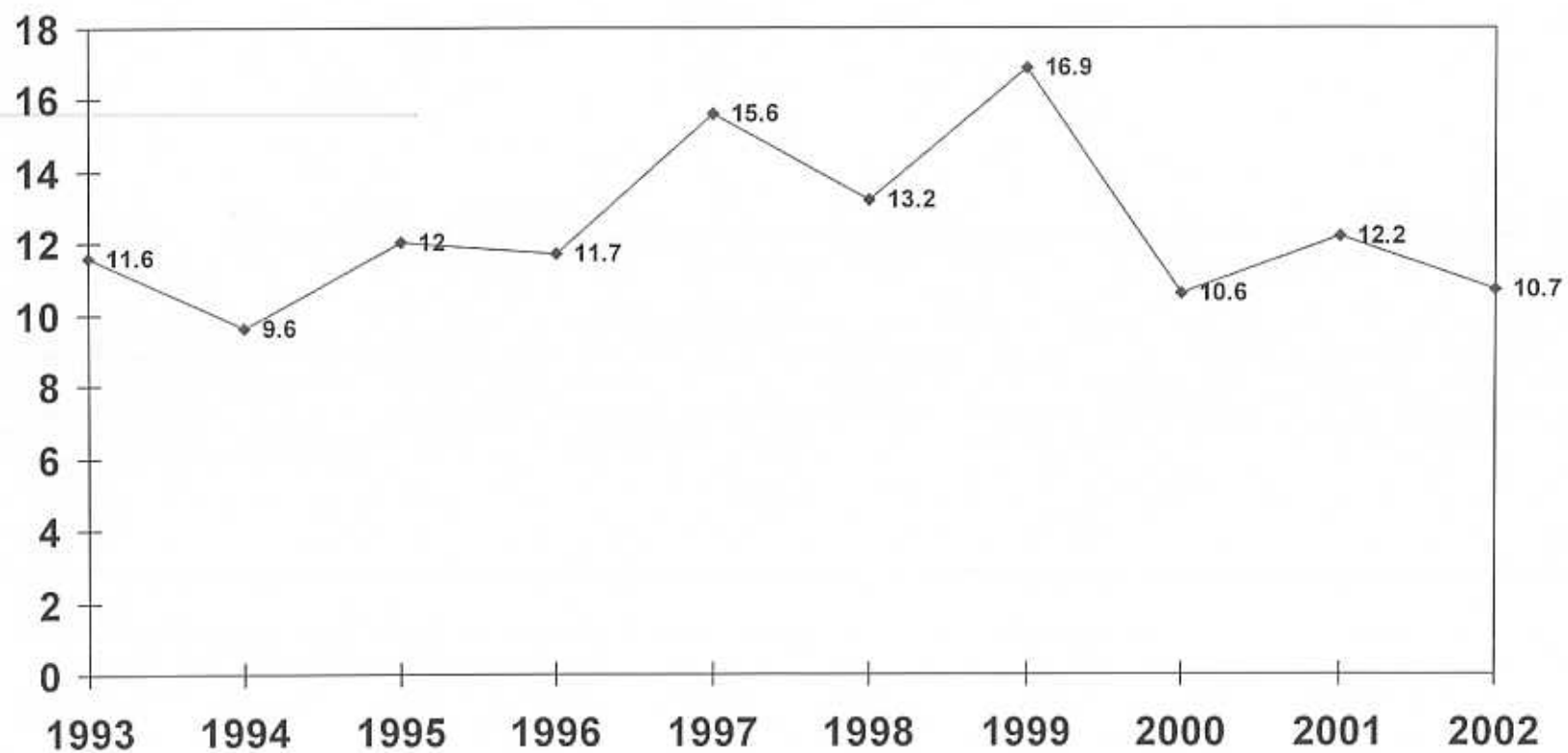
<u>FY 1998</u>	<u>FY 1999</u>	<u>FY 2000</u>	<u>FY 2001</u>	<u>FY 2002</u>	<u>FY 1950</u> <u>FY 2002</u>	
-	-	-	-	-	901	IVORY COAST
-	-	-	-	-	542	KENYA
-	-	-	-	-	187	LESOTHO
-	-	-	-	-	7,300	LIBERIA
-	-	-	-	-	177	MADAGASCAR
-	-	-	-	-	496	MALAWI
-	-	-	-	-	124	MALI
-	-	-	-	-	326	MAURITANIA
-	-	-	135	585	720	MOZAMBIQUE
-	-	-	-	-	4,496	NIGER
-	-	-	-	976	976	NIGERIA
-	-	-	-	-	756	RWANDA
-	-	-	-	-	3,039	SENEGAL
-	-	-	-	-	35	SEYCHELLES
-	-	-	-	-	608	SIERRA LEONE
-	-	-	-	-	350	SOMALIA
-	-	-	-	-	16,484	SUDAN
-	-	-	-	-	2	TOGO
-	-	-	-	-	229	UGANDA
4,805	2,175	955	488	608	141,578	WESTERN HEMISPHERE
-	-	-	-	-	287	ANTIGUA & BARBUDA
-	-	49	415	-	463	ARGENTINA
-	-	-	-	-	665	BARBADOS
-	-	607	-	-	12,962	BOLIVIA - INTL NARC
-	-	-	-	-	519	CANADA
-	-	-	-	-	3,122	COLOMBIA
2,913	2,175	-	-	-	16,269	COLOMBIA - INTL NARC
-	-	-	-	-	752	COSTA RICA
-	-	-	-	488	488	ECUADOR
-	-	-	-	-	1,070	ECUADOR - INTL NARC
763	-	-	-	-	60,337	EL SALVADOR
-	-	-	-	-	2,021	GUATEMALA
340	-	195	-	-	535	HAITI
789	-	105	-	120	34,725	HONDURAS
-	-	-	-	-	7,203	MEXICO
-	-	-	73	-	73	PANAMA
-	-	-	-	-	85	ST VINCENT + GREN.
90	-	-	-	-	90	NON-REGIONAL
90	-	-	-	-	90	UNDHA

TOTALS MAY NOT ADD DUE TO ROUNDING

* LESS THAN \$500

PAGE INTENTIONALLY LEFT BLANK

FOREIGN MILITARY SALES DELIVERIES
INCLUDES CONSTRUCTION
(Dollars in Billions)



FOREIGN MILITARY SALES DELIVERIES

(DOLLARS IN THOUSANDS)

	FY 1950 FY 1992	FY 1993	FY 1994	FY 1995	FY 1996	FY 1997
<u>WORLDWIDE</u>	<u>152,564,035</u>	<u>11,209,825</u>	<u>9,333,840</u>	<u>11,793,415</u>	<u>11,466,002</u>	<u>15,471,109</u>
<u>EAST ASIA AND PACIFIC</u>	<u>28,071,721</u>	<u>2,040,418</u>	<u>2,693,272</u>	<u>3,285,094</u>	<u>2,651,942</u>	<u>3,896,495</u>
AUSTRALIA	7,103,733	259,167	349,307	303,357	228,349	195,888
BRUNEI	414	-	-	-	17	-
CAMBODIA	-	-	-	1,064	455	705
CHINA	223,420	11,439	20,629	4,226	-	-
FIJI	1,829	-	-	-	-	-
INDOCHINA	8,542	-	-	-	-	-
INDONESIA	599,659	35,451	16,256	11,161	10,182	12,376
JAPAN	4,445,060	378,723	779,392	692,797	752,869	492,054
KOREA (SEOUL)	4,926,439	302,845	379,432	441,666	339,844	477,971
LAOS	-	-	-	-	-	14
MALAYSIA	174,526	6,197	11,370	9,443	38,722	16,814
MONGOLIA	-	-	-	-	-	-
MYANMAR	8,734	-	-	-	-	-
NEW ZEALAND	255,740	7,649	9,511	14,697	11,686	16,298
PAPUA NEW GUINEA	327	-	-	-	-	-
REP OF PHILIPPINES	693,620	39,710	45,129	57,881	88,652	28,393
SINGAPORE	981,797	78,367	86,793	58,558	80,240	132,710
TAIWAN	6,197,323	814,865	844,781	1,334,645	831,111	2,372,103
THAILAND	2,449,384	105,899	150,646	355,558	269,812	151,169
TONGA	6	108	26	40	4	*
UNTAET	-	-	-	-	-	-
VIETNAM	1,167	-	-	-	-	-
<u>NEAR EAST AND SOUTH ASIA</u>	<u>69,833,870</u>	<u>6,513,233</u>	<u>3,608,529</u>	<u>6,374,209</u>	<u>5,444,704</u>	<u>7,647,844</u>
AFGHANISTAN	-	-	-	-	-	-
ALGERIA	4,093	1,710	220	6	-	-
BAHRAIN	700,725	67,468	70,730	39,574	38,627	61,171
BANGLADESH	2,831	-	-	907	1,094	2,066
EGYPT	7,679,688	1,236,006	888,972	1,478,516	1,083,031	896,611
INDIA	79,697	12	31	24	4,497	*
IRAN	10,694,805	-	-	-	-	-
IRAQ	13,152	-	-	-	-	-
ISRAEL	12,425,430	771,967	409,147	327,044	385,835	455,864
JORDAN	1,723,452	24,944	31,490	47,041	15,681	41,689
KUWAIT	1,957,132	827,069	215,316	472,103	744,799	1,213,042
LEBANON	553,748	4,883	3,627	40,875	31,742	32,955
LIBYA	28,249	-	-	-	-	-
MOROCCO	963,131	18,696	16,851	22,047	21,464	11,268
NEPAL	1,247	1	6	-	-	-
OMAN	137,417	7,411	8,840	5,886	5,157	4,827
PAKISTAN	2,700,578	-	-	-	143,247	183,295
QATAR	2,245	1,035	833	349	512	430
SAUDI ARABIA	28,507,219	3,438,226	1,894,485	3,568,019	2,837,713	4,640,000

TOTALS MAY NOT ADD DUE TO ROUNDING

* LESS THAN \$500

FOREIGN MILITARY SALES DELIVERIES

(DOLLARS IN THOUSANDS)

FY 1998	FY 1999	FY 2000	FY 2001	FY 2002	FY 1950 FY 2002	
12,861,163	16,719,189	10,381,654	11,907,290	10,479,090	274,221,247	WORLDWIDE
3,380,629	4,595,834	3,757,340	3,120,403	3,353,244	60,846,392	EAST ASIA AND PACIFIC
207,454	268,755	329,807	245,290	155,757	9,646,862	AUSTRALIA
47	*	68	107	20	672	BRUNEI
860	635	287	158	149	4,313	CAMBODIA
-	-	-	-	-	259,714	CHINA
-	-	12	-	-	1,842	FIJI
-	-	-	-	-	8,542	INDOCHINA
4,884	11,153	-	-	14,116	715,238	INDONESIA
409,355	443,030	489,127	494,309	497,392	9,874,109	JAPAN
836,461	587,868	1,446,235	735,567	553,934	11,028,262	KOREA (SEOUL)
684	316	10	53	96	1,173	LAOS
72,405	44,965	418,632	77,134	12,127	882,335	MALAYSIA
-	-	-	-	107	107	MONGOLIA
-	-	-	-	-	8,734	MYANMAR
10,863	8,899	19,375	19,680	32,172	406,569	NEW ZEALAND
-	-	-	-	-	327	PAPUA NEW GUINEA
36,548	17,717	9,734	18,845	22,595	1,058,824	REP OF PHILIPPINES
232,099	559,454	138,925	244,450	425,004	3,018,397	SINGAPORE
1,423,954	2,519,684	789,386	1,165,915	1,469,728	19,763,495	TAIWAN
144,991	133,359	115,726	118,896	169,998	4,165,439	THAILAND
23	-	17	-	40	263	TONGA
-	-	-	-	7	7	UNTAET
-	-	-	-	-	1,167	VIETNAM
6,108,650	6,893,699	3,966,765	4,620,518	4,430,825	125,442,847	NEAR EAST AND SOUTH ASIA
-	-	-	-	1,451	1,451	AFGHANISTAN
-	-	-	-	5	6,034	ALGERIA
61,734	48,528	54,222	343,244	84,358	1,570,381	BAHRAIN
956	666	915	6,834	8,939	25,207	BANGLADESH
551,284	448,182	804,947	866,716	1,977,283	17,911,235	EGYPT
171	-	-	-	38	84,471	INDIA
-	-	-	-	-	10,694,805	IRAN
-	-	-	-	-	13,152	IRAQ
1,194,790	1,215,530	565,225	747,973	696,784	19,195,588	ISRAEL
46,984	48,675	52,692	80,437	57,163	2,170,249	JORDAN
323,176	315,656	347,991	567,328	132,728	7,116,340	KUWAIT
8,031	6,979	4,909	6,123	3,179	697,051	LEBANON
-	-	-	-	-	28,249	LIBYA
7,230	4,714	4,723	11,891	7,208	1,089,223	MOROCCO
-	-	-	107	61	1,423	NEPAL
5,759	5,785	1,227	3,800	1,609	187,719	OMAN
76,054	-	-	-	6,458	3,109,631	PAKISTAN
633	415	311	788	827	8,379	QATAR
3,799,816	4,694,675	2,052,187	1,952,755	1,353,049	58,738,143	SAUDI ARABIA

TOTALS MAY NOT ADD DUE TO ROUNDING

* LESS THAN \$500

FOREIGN MILITARY SALES DELIVERIES (CONTINUED)

(DOLLARS IN THOUSANDS)

	FY 1950 FY 1992	FY 1993	FY 1994	FY 1995	FY 1996	FY 1997
NEAR EAST AND SOUTH ASIA (CONTINUED)						
SRI LANKA	1,751	5	19	229	57	25
SYRIA	1	-	-	-	-	-
TUNISIA	536,105	16,529	27,098	26,624	19,069	12,007
UNITED ARAB EMIRATES	-	-	-	-	-	-
UNITED ARAB EMIRATES	800,224	97,270	40,864	344,966	112,181	92,595
YEMEN	320,951	-	-	-	-	-
EUROPE	45,029,337	2,174,746	2,621,326	1,779,591	2,920,740	3,643,424
ALBANIA	-	-	-	2	*	894
AUSTRIA	230,565	4,252	3,295	3,108	3,163	74,030
BELGIUM	2,559,222	12,181	13,411	7,869	157,393	107,115
BOSNIA-HERZEGOVINA	-	-	-	-	-	-
BULGARIA	-	-	-	-	*	-
CROATIA	-	-	-	-	-	-
CZECH REPUBLIC	-	-	-	-	234	550
DENMARK	1,436,651	46,643	20,946	53,927	91,065	47,784
ESTONIA	-	-	-	15	268	365
FINLAND	22,750	1,769	6,484	164,958	250,887	398,596
FRANCE	846,605	40,875	77,610	64,909	52,488	57,497
GEORGIA	-	-	-	-	-	-
GERMANY	10,823,764	377,453	150,514	256,956	376,460	207,766
GREECE	2,750,895	225,996	235,256	219,869	209,840	690,747
HUNGARY	-	128	2,759	4,509	3,136	109
ICELAND	544	-	-	-	-	-
IRELAND	897	33	14	5	40	*
ITALY	1,372,754	72,395	180,897	53,850	76,509	50,734
KAZAKHSTAN	-	-	-	-	-	-
KYRGYZSTAN	-	-	-	-	-	-
LATVIA	-	-	-	4	313	64
LITHUANIA	-	-	-	-	348	159
LUXEMBOURG	7,939	331	344	48	615	5,558
MACEDONIA (FYROM)	-	-	-	-	-	349
MALTA	123	8	55	16	2	-
MOLDOVA	-	-	-	-	-	-
NETHERLANDS	5,094,499	113,559	139,557	152,703	391,060	167,721
NORWAY	2,042,989	27,935	18,927	25,244	134,589	98,043
POLAND	-	-	-	-	533	174
PORTUGAL	461,903	81,423	227,771	88,350	18,572	70,277
ROMANIA	-	-	-	-	14	5,168
SLOVAKIA	-	-	-	*	-	9
SLOVENIA	-	-	-	-	-	20
SPAIN	4,184,829	202,867	402,709	192,749	411,412	215,758
SWEDEN	219,894	7,972	13,663	3,664	18,275	20,230
SWITZERLAND	1,175,126	19,995	19,770	13,188	95,290	56,549

TOTALS MAY NOT ADD DUE TO ROUNDING

* LESS THAN \$500

FOREIGN MILITARY SALES DELIVERIES (CONTINUED)

(DOLLARS IN THOUSANDS)

FY 1998	FY 1999	FY 2000	FY 2001	FY 2002	FY 1950 FY 2002
83	5	1	26	-	2,200
-	-	-	-	-	1
5,619	8,484	3,898	8,172	6,328	669,934
-	-	2,650	15,506	52,961	71,117
26,331	94,532	70,844	8,764	40,088	1,728,658
-	870	25	54	307	322,206
2,966,729	4,949,792	2,361,743	3,639,961	2,444,968	74,532,356
586	743	1,553	3,602	5,502	12,881
21,166	6,092	7,515	4,523	7,076	364,786
193,789	249,922	58,437	169,689	68,768	3,597,795
5	584	1,320	8,030	4,618	14,557
66	2,298	3,521	4,558	1,571	12,013
-	-	-	247	95	343
2,403	1,256	3,153	5,594	4,447	17,637
158,785	157,303	46,248	112,233	23,131	2,194,715
567	314	1,699	2,516	2,713	8,455
543,611	719,076	706,420	147,454	68,726	3,030,731
35,090	247,746	217,089	142,065	207,102	1,989,077
-	19	3,324	5,171	3,647	12,162
189,963	250,669	130,928	329,740	222,261	13,316,474
397,502	463,011	314,872	450,575	464,655	6,423,220
2,086	1,176	6,440	7,085	8,679	36,108
1	11	-	-	-	556
-	-	-	45	8	1,042
42,714	105,713	40,806	97,560	103,676	2,197,608
-	21	110	*	3,035	3,166
-	-	726	690	2,250	3,666
1,140	392	2,416	3,221	1,700	9,250
740	1,359	1,722	1,510	7,459	13,296
508	445	1,058	859	2,421	20,127
1,940	4,671	7,376	9,653	8,919	32,908
-	-	-	-	998	1,202
3	644	1,102	2,650	1,409	5,808
344,093	320,576	160,750	412,765	242,576	7,539,861
119,384	220,016	64,392	192,363	88,784	3,032,664
2,025	2,116	12,629	9,296	31,595	58,368
21,113	11,517	19,943	41,924	28,846	1,071,639
1,887	1,427	3,509	21,286	7,289	40,582
1,116	982	3,377	4,151	4,218	13,854
174	133	529	1,488	553	2,897
133,080	323,685	141,145	266,930	178,157	6,653,319
8,174	2,982	6,735	2,760	57,417	361,767
106,088	830,041	68,797	362,076	35,795	2,782,715

NEAR EAST AND SOUTH ASIA (CONTINUED)

SRI LANKA
 SYRIA
 TUNISIA
 UNITED ARAB EMIRATES
 UNITED ARAB EMIRATES
 YEMEN

EUROPE

ALBANIA
 AUSTRIA
 BELGIUM
 BOSNIA-HERZEGOVINA
 BULGARIA
 CROATIA
 CZECH REPUBLIC
 DENMARK
 ESTONIA
 FINLAND
 FRANCE
 GEORGIA
 GERMANY
 GREECE
 HUNGARY
 ICELAND
 IRELAND
 ITALY
 KAZAKHSTAN
 KYRGYZSTAN
 LATVIA
 LITHUANIA
 LUXEMBOURG
 MACEDONIA (FYROM)
 MALTA
 MOLDOVA
 NETHERLANDS
 NORWAY
 POLAND
 PORTUGAL
 ROMANIA
 SLOVAKIA
 SLOVENIA
 SPAIN
 SWEDEN
 SWITZERLAND

TOTALS MAY NOT ADD DUE TO ROUNDING

* LESS THAN \$500

FOREIGN MILITARY SALES DELIVERIES (CONTINUED)

(DOLLARS IN THOUSANDS)

	<u>FY 1950</u> <u>FY 1992</u>	<u>FY 1993</u>	<u>FY 1994</u>	<u>FY 1995</u>	<u>FY 1996</u>	<u>FY 1997</u>
<u>EUROPE (CONTINUED)</u>						
TURKEY	5,768,519	755,429	930,738	367,857	481,489	1,153,073
UKRAINE	-	-	-	-	-	-
UNITED KINGDOM	5,945,167	183,499	176,606	105,794	146,744	214,084
UZBEKISTAN	-	-	-	-	-	-
YUGOSLAVIA	83,704	-	-	-	-	-
<u>AFRICA</u>	<u>1,142,210</u>	<u>15,533</u>	<u>17,370</u>	<u>13,924</u>	<u>25,361</u>	<u>10,332</u>
BENIN	*	45	32	47	18	157
BOTSWANA	13,011	855	800	1,312	2,215	603
BURUNDI	21	44	*	-	*	-
CAMEROON	32,065	788	163	46	13,623	188
CAPE VERDE	684	116	371	6	21	9
CENTRAL AFRICAN REP	434	16	88	19	1	18
CHAD	21,431	3,681	950	3,023	337	115
COMOROS	-	14	66	-	-	-
CONGO (BRAZZAVILLE)	10	4	-	-	-	-
CONGO (KINSHASA)	133,515	-	-	-	-	-
DJIBOUTI	10,062	677	875	399	283	49
EQUATORIAL GUINEA	419	1,091	-	-	-	-
ERITREA	-	-	-	139	54	1,403
ETHIOPIA	86,561	-	160	476	818	756
GABON	5,666	34	27	178	33	22
GAMBIA	861	25	1,251	-	-	-
GHANA	528	4	51	573	293	78
GUINEA	6,649	1,133	364	4	-	-
GUINEA-BISSAU	559	22	173	248	237	1,052
IVORY COAST	472	751	367	28	88	13
KENYA	217,059	812	7,143	5,833	4,131	1,961
LESOTHO	-	*	1	*	1	2
LIBERIA	44,893	-	-	-	-	-
MADAGASCAR	3,122	186	92	186	105	79
MALAWI	4,036	92	59	89	89	239
MALI	243	37	88	19	27	21
MAURITANIA	962	-	-	-	-	-
MAURITIUS	-	-	-	1	215	356
MOZAMBIQUE	-	-	-	-	*	37
NAMIBIA	39	251	213	371	583	282
NIGER	13,198	686	369	142	1,582	-
NIGERIA	63,705	511	*	*	*	*
RWANDA	1,485	17	65	-	-	-
SAO TOME & PRINCIPE	394	17	10	-	-	4
SENEGAL	10,501	2,896	2,975	523	284	1,170
SEYCHELLES	195	32	24	18	2	154
SIERRA LEONE	2,464	527	285	63	15	*

TOTALS MAY NOT ADD DUE TO ROUNDING

* LESS THAN \$500

FOREIGN MILITARY SALES DELIVERIES (CONTINUED)

(DOLLARS IN THOUSANDS)

<u>FY 1998</u>	<u>FY 1999</u>	<u>FY 2000</u>	<u>FY 2001</u>	<u>FY 2002</u>	<u>FY 1950</u> <u>FY 2002</u>
531,944	871,845	216,848	467,217	282,390	11,827,350
35	171	896	5,555	7,850	14,506
104,950	150,809	102,007	342,531	251,504	7,723,695
-	25	2,354	348	3,126	5,853
-	-	-	-	-	83,704
12,522	10,196	12,015	9,808	7,945	1,277,230
6	8	-	3	338	654
488	371	476	750	280	21,160
*	-	-	-	-	65
15	2	4	65	3	46,962
3	1	*	41	377	1,629
-	*	1	1	1	578
431	997	58	218	472	31,714
-	-	-	-	-	80
-	-	-	-	-	13
-	-	-	-	-	133,515
359	241	12	60	61	13,078
-	-	-	-	-	1,509
318	13	218	-	-	2,145
554	462	6,760	*	-	96,547
-	34	*	-	-	5,995
-	-	-	-	-	2,137
5	987	372	363	377	3,630
336	59	5	132	553	9,236
184	503	-	-	-	2,979
236	103	145	-	-	2,203
3,925	1,717	1,496	2,245	810	247,130
1	*	*	*	1	6
-	-	-	-	-	44,893
10	45	-	-	-	3,825
124	368	17	8	*	5,121
54	965	316	834	6	2,609
-	-	-	-	-	962
5	-	7	-	-	585
22	2	2	*	3	65
452	463	522	729	39	3,943
-	33	-	285	18	16,313
*	74	43	3,132	3,761	71,225
*	76	56	31	*	1,730
-	7	145	64	-	641
3,908	1,005	224	141	197	23,824
54	*	9	-	320	807
15	4	33	-	-	3,406

EUROPE (CONTINUED)

TURKEY
UKRAINE
UNITED KINGDOM
UZBEKISTAN
YUGOSLAVIA

AFRICA

BENIN
BOTSWANA
BURUNDI
CAMEROON
CAPE VERDE
CENTRAL AFRICAN REP
CHAD
COMOROS
CONGO (BRAZZAVILLE)
CONGO (KINSHASA)
DJIBOUTI
EQUATORIAL GUINEA
ERITREA
ETHIOPIA
GABON
GAMBIA
GHANA
GUINEA
GUINEA-BISSAU
IVORY COAST
KENYA
LESOTHO
LIBERIA
MADAGASCAR
MALAWI
MALI
MAURITANIA
MAURITIUS
MOZAMBIQUE
NAMIBIA
NIGER
NIGERIA
RWANDA
SAO TOME & PRINCIPE
SENEGAL
SEYCHELLES
SIERRA LEONE

TOTALS MAY NOT ADD DUE TO ROUNDING

* LESS THAN \$500

FOREIGN MILITARY SALES DELIVERIES (CONTINUED)

(DOLLARS IN THOUSANDS)

	<u>FY 1950</u> <u>FY 1992</u>	<u>FY 1993</u>	<u>FY 1994</u>	<u>FY 1995</u>	<u>FY 1996</u>	<u>FY 1997</u>
<u>AFRICA (CONTINUED)</u>						
SOMALIA	151,783	-	-	-	-	-
SOUTH AFRICA	3,149	-	-	-	9	546
SUDAN	311,521	-	-	-	-	-
TANZANIA	10	31	32	3	-	-
TOGO	420	93	-	-	-	-
UGANDA	82	-	-	*	64	919
ZAMBIA	-	-	12	170	153	78
ZIMBABWE	1	48	265	9	77	22
<u>WESTERN HEMISPHERE</u>	<u>6,765,402</u>	<u>416,222</u>	<u>338,590</u>	<u>285,019</u>	<u>342,586</u>	<u>206,625</u>
ANTIGUA & BARBUDA	4,505	369	509	739	154	98
ARGENTINA	210,124	5,078	6,794	11,571	12,597	5,723
BAHAMAS	-	-	-	-	-	-
BARBADOS	1,347	603	532	359	491	252
BELIZE	2,558	535	525	118	314	314
BOLIVIA	15,430	*	62	*	371	3
BOLIVIA - INTL NARC	32,252	17,446	12,275	15,254	8,862	6,009
BRAZIL	490,054	25,518	25,139	24,455	29,858	37,611
CANADA	2,905,106	225,810	169,066	127,333	153,675	83,086
CHILE	177,050	3,968	4,247	4,272	2,424	2,334
COLOMBIA	192,480	11,843	18,028	28,366	43,985	18,488
COLOMBIA - INTL NARC	36,978	34,710	29,375	25,515	18,533	4,848
COSTA RICA	28,739	200	592	155	920	94
CUBA	4,510	-	-	-	-	-
DOMINICA	2,979	301	510	559	182	52
DOMINICAN REPUBLIC	27,492	1,050	1,108	1,060	418	469
ECUADOR	146,788	4,550	2,526	1,418	1,502	1,169
ECUADOR - INTL NARC	337	592	876	204	153	45
EL SALVADOR	766,258	40,266	25,770	17,012	16,786	5,837
GRENADA	7,054	520	537	653	406	173
GUATEMALA	58,472	-	-	-	-	-
GUYANA	-	-	-	22	10	47
HAITI	3,317	-	-	-	2,063	1,886
HONDURAS	357,443	12,078	11,384	3,993	17,212	3,640
JAMAICA	24,159	2,105	1,552	1,511	2,328	591
MEXICO	173,441	4,107	5,924	2,060	3,310	9,388
NICARAGUA	5,205	-	-	-	-	*
PANAMA	31,328	1,878	1,260	523	130	192
PARAGUAY	998	16	10	8	11	16
PERU	190,180	-	-	-	125	244
PERU - INTL NARC	2,537	-	-	-	884	899
ST KITTS AND NEVIS	3,554	411	530	485	208	22
ST LUCIA	2,652	363	719	599	609	174
ST VINCENT + GREN.	2,455	335	504	552	1,366	159

TOTALS MAY NOT ADD DUE TO ROUNDING

* LESS THAN \$500

FOREIGN MILITARY SALES DELIVERIES (CONTINUED)

(DOLLARS IN THOUSANDS)

FY 1998	FY 1999	FY 2000	FY 2001	FY 2002	FY 1950 FY 2002
-	-	-	-	-	151,783
419	371	53	206	308	5,060
-	*	-	-	-	311,521
-	-	17	-	*	93
-	-	-	-	-	513
451	1,246	857	8	-	3,628
2	12	-	11	-	439
145	28	169	479	22	1,264
292,365	215,635	222,462	464,519	202,651	9,752,076
341	173	138	362	2	7,388
7,292	10,031	10,164	26,555	8,435	314,365
47	18	-	21	13	99
276	266	129	181	18	4,454
67	159	12	20	134	4,755
449	*	7	930	315	17,507
6,404	2,614	3,581	3,722	714	109,135
43,183	34,892	60,863	50,039	39,258	860,871
111,034	95,661	84,385	110,565	88,128	4,153,848
2,062	2,689	1,085	3,028	1,732	204,892
61,839	18,420	14,333	219,384	25,750	652,917
7,908	4,572	6,240	7,793	4,368	180,839
137	37	26	39	203	31,140
-	-	-	-	-	4,510
307	222	62	300	6	5,479
324	132	72	890	896	33,910
1,742	1,314	682	1,188	1,284	164,162
277	357	725	255	382	4,204
5,519	2,603	13,122	4,416	1,631	899,221
497	116	67	271	119	10,413
-	-	-	-	-	58,472
3	65	*	*	401	548
581	508	182	401	98	9,037
3,842	3,252	1,482	3,219	1,962	419,505
589	134	1,122	1,078	469	35,638
2,684	1,783	8,883	4,304	4,552	220,435
-	-	-	-	-	5,205
16	48	*	103	227	35,706
193	30	21	19	34	1,357
1,010	1,941	545	697	230	194,973
924	310	308	106	74	6,041
216	148	314	312	7	6,206
234	201	131	323	-	6,003
289	263	54	144	42	6,163

AFRICA (CONTINUED)

SOMALIA
SOUTH AFRICA
SUDAN
TANZANIA
TOGO
UGANDA
ZAMBIA
ZIMBABWE

WESTERN HEMISPHERE

ANTIGUA & BARBUDA
ARGENTINA
BAHAMAS
BARBADOS
BELIZE
BOLIVIA
BOLIVIA - INTL NARC
BRAZIL
CANADA
CHILE
COLOMBIA
COLOMBIA - INTL NARC
COSTA RICA
CUBA
DOMINICA
DOMINICAN REPUBLIC
ECUADOR
ECUADOR - INTL NARC
EL SALVADOR
GRENADA
GUATEMALA
GUYANA
HAITI
HONDURAS
JAMAICA
MEXICO
NICARAGUA
PANAMA
PARAGUAY
PERU
PERU - INTL NARC
ST KITT'S AND NEVIS
ST LUCIA
ST VINCENT + GREN.

TOTALS MAY NOT ADD DUE TO ROUNDING

* LESS THAN \$500

FOREIGN MILITARY SALES DELIVERIES (CONTINUED)

(DOLLARS IN THOUSANDS)

	<u>FY 1950</u> <u>FY 1992</u>	<u>FY 1993</u>	<u>FY 1994</u>	<u>FY 1995</u>	<u>FY 1996</u>	<u>FY 1997</u>
<u>WESTERN HEMISPHERE (CONTINUED)</u>						
SURINAME	1	-	-	-	-	-
TRINIDAD + TOBAGO	736	102	107	1,149	164	178
URUGUAY	27,376	414	967	1,411	1,599	1,177
VENEZUELA	829,507	21,117	17,160	13,665	20,937	21,408
<u>INTERNATL. ORG. AND VARIOUS</u>	<u>1,721,496</u>	<u>49,673</u>	<u>54,754</u>	<u>55,578</u>	<u>80,669</u>	<u>66,389</u>

TOTALS MAY NOT ADD DUE TO ROUNDING

PAGE 26

* LESS THAN \$500

AS OF 30 SEP 02

FOREIGN MILITARY SALES DELIVERIES (CONTINUED)

(DOLLARS IN THOUSANDS)

<u>FY 1998</u>	<u>FY 1999</u>	<u>FY 2000</u>	<u>FY 2001</u>	<u>FY 2002</u>	<u>FY 1950</u> <u>FY 2002</u>
-	-	-	2	22	24
388	577	82	178	130	3,791
856	398	1,034	1,576	2,918	39,726
<u>30,834</u>	<u>31,698</u>	<u>12,610</u>	<u>22,100</u>	<u>18,099</u>	<u>1,039,136</u>
<u>100,267</u>	<u>54,033</u>	<u>61,328</u>	<u>52,080</u>	<u>39,457</u>	<u>2,335,724</u>

WESTERN HEMISPHERE (CONTINUED)

SURINAME
TRINIDAD + TOBAGO
URUGUAY
VENEZUELA

INTERNATL. ORG. AND VARIOUS

TOTALS MAY NOT ADD DUE TO ROUNDING

* LESS THAN \$500

FOREIGN MILITARY CONSTRUCTION SALES DELIVERIES

(DOLLARS IN THOUSANDS)

	FY 1950 FY 1992	FY 1993	FY 1994	FY 1995	FY 1996	FY 1997
WORLDWIDE	16,341,199	352,447	269,034	218,212	142,775	97,687
EAST ASIA AND PACIFIC	1	383	151	-	6	326
CAMBODIA	-	-	-	-	-	36
JAPAN	-	-	-	-	-	-
KOREA (SEOUL)	1	-	-	-	-	-
SINGAPORE	-	-	-	-	6	290
TAIWAN	-	383	151	-	-	-
THAILAND	-	-	-	-	-	-
NEAR EAST AND SOUTH ASIA	16,222,751	298,700	234,584	199,427	106,827	83,078
BAHRAIN	18,613	1,063	527	265	168	264
EGYPT	311,706	124,034	139,210	82,980	57,012	45,569
IRAN	594	-	-	-	-	-
ISRAEL	2,581	-	-	-	-	-
JORDAN	985	-	-	-	-	-
KUWAIT	79,989	52,471	3,555	8,220	585	488
LIBYA	1,344	-	-	-	-	-
MOROCCO	-	-	-	*	11	3
OMAN	1,511	-	-	-	-	-
SAUDI ARABIA	15,805,424	121,134	91,291	107,961	49,051	36,754
YEMEN	2	-	-	-	-	-
EUROPE	9,098	43,819	25,082	4,282	27,244	6,830
FRANCE	29	-	-	-	-	-
GERMANY	8,806	113	18	4,262	27,244	422
GREECE	9	-	-	-	-	-
KAZAKHSTAN	-	-	-	-	-	-
UNITED KINGDOM	254	43,706	25,064	20	-	6,408
AFRICA	30,179	423	1,740	511	2,439	1,491
BOTSWANA	9	5	2	5	4	57
BURUNDI	-	-	2	-	*	-
CAMEROON	-	*	82	80	62	70
CAPE VERDE	9	3	2	3	33	2
CENTRAL AFRICAN REP	85	44	37	9	1	*
CHAD	-	-	-	*	20	6
DJIBOUTI	100	46	321	7	95	160
EQUATORIAL GUINEA	7	12	-	-	-	-
ERITREA	-	-	-	-	-	361
ETHIOPIA	-	-	-	-	-	172
GABON	30	*	134	-	-	-
GAMBIA	77	*	1	-	-	-
GHANA	387	1	2	162	5	105
GUINEA	95	14	1	-	-	-
IVORY COAST	642	6	1	2	41	24

TOTALS MAY NOT ADD DUE TO ROUNDING

* LESS THAN \$500

FOREIGN MILITARY CONSTRUCTION SALES DELIVERIES

(DOLLARS IN THOUSANDS)

<u>FY 1998</u>	<u>FY 1999</u>	<u>FY 2000</u>	<u>FY 2001</u>	<u>FY 2002</u>	<u>FY 1950</u> <u>FY 2002</u>	
381,617	187,665	183,155	244,244	217,978	18,636,013	<u>WORLDWIDE</u>
50	32	18	1	286	1,255	<u>EAST ASIA AND PACIFIC</u>
12	-	-	-	-	48	CAMBODIA
-	-	-	-	286	286	JAPAN
-	-	-	-	-	1	KOREA (SEOUL)
38	*	1	1	-	336	SINGAPORE
-	-	-	-	-	533	TAIWAN
-	32	18	*	-	50	THAILAND
376,008	152,918	174,825	179,695	212,891	18,241,703	<u>NEAR EAST AND SOUTH ASIA</u>
141	25	6	43	*	21,116	BAHRAIN
27,303	61,946	93,341	48,942	43,371	1,035,415	EGYPT
-	-	-	-	-	594	IRAN
-	-	315	9,939	76,140	88,976	ISRAEL
-	-	-	-	-	985	JORDAN
15	2,435	352	64	*	148,175	KUWAIT
-	-	-	-	-	1,344	LIBYA
49	63	2,985	5,991	332	9,434	MOROCCO
-	-	-	-	-	1,511	OMAN
348,499	88,449	77,825	114,715	93,048	16,934,151	SAUDI ARABIA
-	-	-	-	-	2	YEMEN
584	29,845	5,298	60,143	820	213,045	<u>EUROPE</u>
-	-	-	-	-	29	FRANCE
584	28,235	5,298	60,143	769	135,893	GERMANY
-	-	-	-	-	9	GREECE
-	-	-	-	51	51	KAZAKHSTAN
*	1,609	-	-	-	77,062	UNITED KINGDOM
826	1,051	882	602	1,448	41,593	<u>AFRICA</u>
90	10	14	-	-	194	BOTSWANA
3	-	-	-	-	5	BURUNDI
315	56	33	20	89	806	CAMEROON
113	40	8	16	1	231	CAPE VERDE
*	1	30	30	2	239	CENTRAL AFRICAN REP
13	2	60	208	123	432	CHAD
7	2	3	-	55	796	DJIBOUTI
-	-	-	-	-	19	EQUATORIAL GUINEA
31	410	486	-	-	1,287	ERITREA
15	3	-	-	-	189	ETHIOPIA
-	-	-	-	-	164	GABON
-	-	-	-	-	77	GAMBIA
13	186	152	41	104	1,158	GHANA
-	-	-	-	-	110	GUINEA
106	12	11	-	-	845	IVORY COAST

TOTALS MAY NOT ADD DUE TO ROUNDING

* LESS THAN \$500

FOREIGN MILITARY CONSTRUCTION SALES DELIVERIES (CONTINUED)

(DOLLARS IN THOUSANDS)

	<u>FY 1950</u> <u>FY 1992</u>	<u>FY 1993</u>	<u>FY 1994</u>	<u>FY 1995</u>	<u>FY 1996</u>	<u>FY 1997</u>
<u>AFRICA (CONTINUED)</u>						
KENYA	59	*	-	-	3	390
LESOTHO	-	5	23	3	39	67
LIBERIA	7,300	-	-	-	-	-
MADAGASCAR	163	13	1	-	-	-
MALAWI	225	11	*	39	*	*
MALI	38	6	64	4	*	*
MAURITANIA	326	-	-	-	-	-
MOZAMBIQUE	-	-	-	-	-	-
NIGER	810	181	987	135	1,971	-
RWANDA	87	12	6	-	-	-
SENEGAL	2,368	59	35	13	123	50
SEYCHELLES	-	-	-	13	*	15
SIERRA LEONE	529	1	41	37	-	-
SOMALIA	350	-	-	-	-	-
SUDAN	16,484	-	-	-	-	-
TOGO	2	1	-	-	-	-
UGANDA	-	-	-	*	42	11
WESTERN HEMISPHERE	79,169	9,121	7,477	13,992	6,259	5,963
ANTIGUA & BARBUDA	-	-	-	-	20	-
ARGENTINA	-	-	-	-	-	-
BARBADOS	-	246	80	13	45	44
BOLIVIA - INTL NARC	3,680	1,957	1,441	2,100	1,334	777
CANADA	519	-	-	-	-	-
COLOMBIA	-	35	209	1,644	61	107
COLOMBIA - INTL NARC	321	2,065	2,024	2,515	565	1,640
COSTA RICA	635	-	117	-	-	-
ECUADOR	-	-	-	-	-	-
ECUADOR - INTL NARC	-	-	-	67	14	896
EL SALVADOR	45,724	2,390	2,338	2,115	2,284	1,126
GUATEMALA	2,021	-	-	-	-	-
HAITI	-	-	-	-	-	-
HONDURAS	18,989	2,421	1,269	5,537	1,936	1,374
MEXICO	7,203	-	-	-	-	-
PANAMA	-	-	-	-	-	-
ST VINCENT + GREN.	78	8	-	-	-	-
NON-REGIONAL	-	-	-	-	-	-
UNDHA	-	-	-	-	-	-

TOTALS MAY NOT ADD DUE TO ROUNDING

* LESS THAN \$500

FOREIGN MILITARY CONSTRUCTION SALES DELIVERIES (CONTINUED)

(DOLLARS IN THOUSANDS)

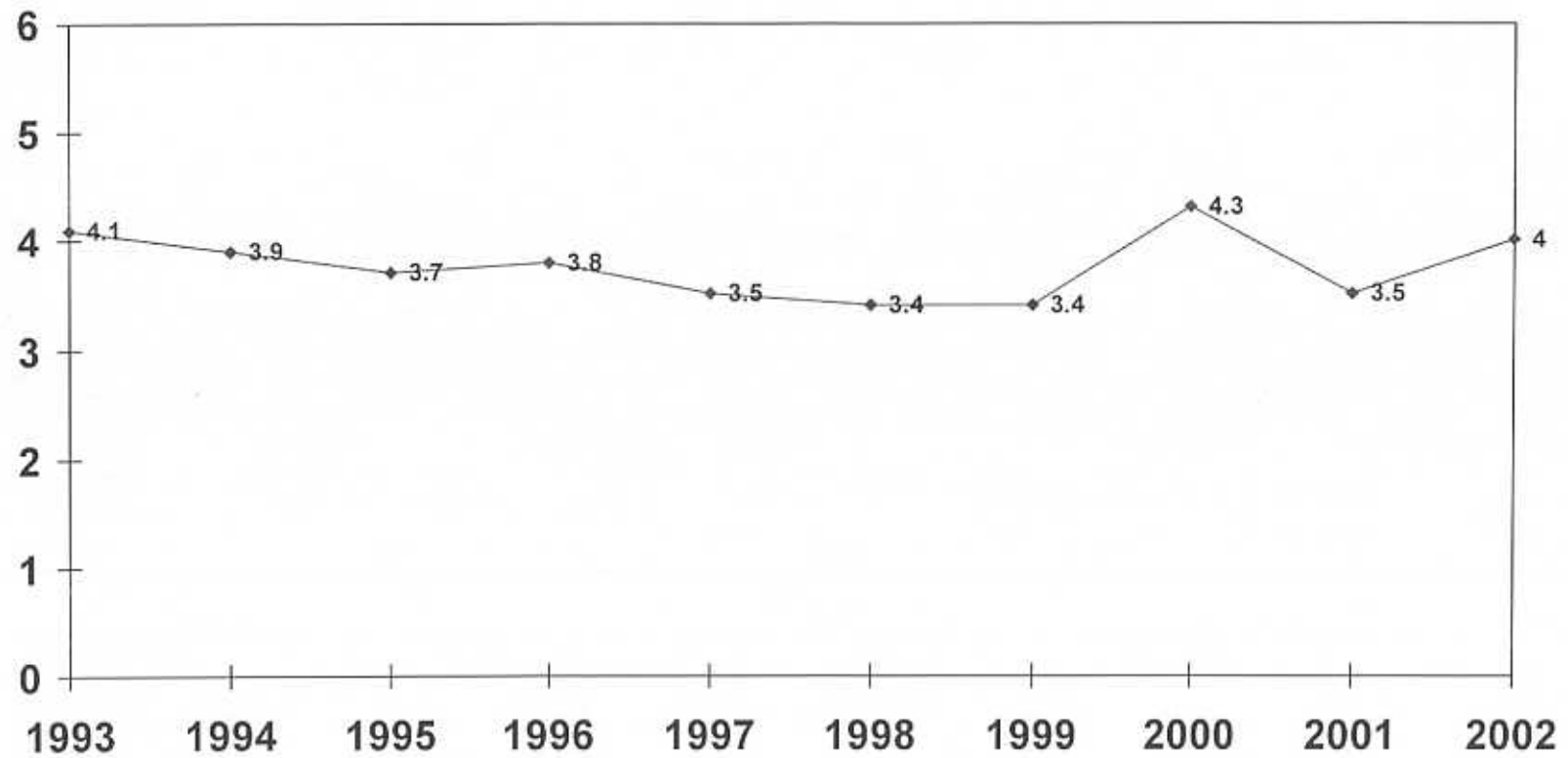
<u>FY 1998</u>	<u>FY 1999</u>	<u>FY 2000</u>	<u>FY 2001</u>	<u>FY 2002</u>	<u>FY 1950 FY 2002</u>	
						<u>AFRICA (CONTINUED)</u>
2	3	52	32	*	541	KENYA
20	2	3	7	18	187	LESOTHO
-	-	-	-	-	7,300	LIBERIA
-	-	-	-	-	177	MADAGASCAR
*	203	17	-	-	496	MALAWI
-	1	1	1	-	115	MALI
-	-	-	-	-	326	MAURITANIA
-	-	-	2	110	112	MOZAMBIQUE
-	-	-	20	324	4,428	NIGER
2	-	-	*	574	681	RWANDA
92	115	6	64	47	2,973	SENEGAL
4	-	3	-	-	35	SEYCHELLES
-	-	-	-	-	608	SIERRA LEONE
-	-	-	-	-	350	SOMALIA
-	-	-	-	-	16,484	SUDAN
-	-	-	-	-	2	TOGO
*	6	4	160	-	225	UGANDA
<u>4,148</u>	<u>3,761</u>	<u>2,131</u>	<u>3,803</u>	<u>2,534</u>	<u>138,359</u>	<u>WESTERN HEMISPHERE</u>
-	38	23	183	-	264	ANTIGUA & BARBUDA
-	-	4	67	35	106	ARGENTINA
238	-	-	-	-	665	BARBADOS
521	153	132	146	1	12,240	BOLIVIA - INTL NARC
-	-	-	-	-	519	CANADA
547	408	110	*	*	3,122	COLOMBIA
585	157	991	2,550	2,341	15,753	COLOMBIA - INTL NARC
-	-	-	-	-	752	COSTA RICA
-	-	-	-	120	120	ECUADOR
68	15	-	-	10	1,070	ECUADOR - INTL NARC
1,431	1,660	523	317	1	59,908	EL SALVADOR
-	-	-	-	-	2,021	GUATEMALA
-	-	40	300	-	339	HAITI
759	1,330	310	208	7	34,139	HONDURAS
-	-	-	-	-	7,203	MEXICO
-	-	-	32	18	51	PANAMA
-	-	-	-	-	85	ST VINCENT + GREN.
*	59	*	-	-	59	<u>NON-REGIONAL</u>
*	59	*	-	-	59	UNDHA

TOTALS MAY NOT ADD DUE TO ROUNDING

* LESS THAN \$500

PAGE INTENTIONALLY LEFT BLANK

FOREIGN MILITARY FINANCING PROGRAM (Dollars in Billions)



FOREIGN MILITARY FINANCING PROGRAM

(DOLLARS IN THOUSANDS)

	FY 1950 FY 1992	FY 1993	FY 1994	FY 1995	FY 1996	FY 1997 C/
WORLDWIDE	75,471,860	4,123,705	3,917,203	3,712,246	3,836,343	3,530,286
PAYMENT WAIVED	36,526,060	3,268,505	3,147,703	3,154,561	3,292,343	3,232,786
DOD DIRECT	11,137,301	855,200	769,500	557,685	544,000	297,500
DOD GUARANTY	27,808,500	-	-	-	-	-
EAST ASIA AND PACIFIC	4,984,704	15,000	750	1,300	2,500	1,000
PAYMENT WAIVED	353,955	15,000	750	1,300	2,500	1,000
DOD DIRECT	1,123,949	-	-	-	-	-
DOD GUARANTY	3,506,800	-	-	-	-	-
AUSTRALIA	115,586	-	-	-	-	-
DOD DIRECT	115,586	-	-	-	-	-
CAMBODIA	-	-	750	1,300	2,000	1,000
PAYMENT WAIVED	-	-	750	1,300	2,000	1,000
FIJI	-	-	-	-	-	-
PAYMENT WAIVED	-	-	-	-	-	-
INDONESIA	377,340	-	-	-	-	-
DOD DIRECT	84,140	-	-	-	-	-
DOD GUARANTY	293,200	-	-	-	-	-
JAPAN	34,772	-	-	-	-	-
DOD DIRECT	34,772	-	-	-	-	-
KOREA (SEOUL)	2,348,573	-	-	-	-	-
DOD DIRECT	454,390	-	-	-	-	-
DOD GUARANTY	1,894,183	-	-	-	-	-
LAOS	-	-	-	-	500	-
PAYMENT WAIVED	-	-	-	-	500	-
MALAYSIA	176,910	-	-	-	-	-
PAYMENT WAIVED	-	-	-	-	-	-
DOD DIRECT	38,071 A/	-	-	-	-	-
DOD GUARANTY	138,838	-	-	-	-	-
MONGOLIA	-	-	-	-	-	-
PAYMENT WAIVED	-	-	-	-	-	-
NEW ZEALAND	1,492	-	-	-	-	-
DOD DIRECT	1,492	-	-	-	-	-

TOTALS MAY NOT ADD DUE TO ROUNDING

* LESS THAN \$500

FOREIGN MILITARY FINANCING PROGRAM

(DOLLARS IN THOUSANDS)

<u>FY 1998</u>	<u>FY 1999</u>	<u>FY 2000</u>	<u>FY 2001</u>	<u>FY 2002</u>	<u>FY 1950</u> <u>FY 2002</u>	
3,419,707	3,370,240	4,332,802	3,535,429	4,039,500	113,289,321	D/ WORLDWIDE
3,319,707	3,370,240	4,332,802	3,535,429	4,039,500	71,219,635	PAYMENT WAIVED
100,000	-	-	-	-	14,261,186	DOD DIRECT
-	-	-	-	-	27,808,500	DOD GUARANTY
-	1,500	2,137	7,416	48,800	5,065,107	EAST ASIA AND PACIFIC
-	1,500	2,137	7,416	48,800	434,358	PAYMENT WAIVED
-	-	-	-	-	1,123,949	DOD DIRECT
-	-	-	-	-	3,506,800	DOD GUARANTY
-	-	-	-	-	115,586	AUSTRALIA
-	-	-	-	-	115,586	DOD DIRECT
-	-	-	-	-	5,050	CAMBODIA
-	-	-	-	-	5,050	PAYMENT WAIVED
-	500	350	-	-	850	FIJI
-	500	350	-	-	850	PAYMENT WAIVED
-	-	-	-	-	377,340	INDONESIA
-	-	-	-	-	84,140	DOD DIRECT
-	-	-	-	-	293,200	DOD GUARANTY
-	-	-	-	-	34,772	JAPAN
-	-	-	-	-	34,772	DOD DIRECT
-	-	-	-	-	2,348,573	KOREA (SEOUL)
-	-	-	-	-	454,390	DOD DIRECT
-	-	-	-	-	1,894,183	DOD GUARANTY
-	-	-	-	-	500	LAOS
-	-	-	-	-	500	PAYMENT WAIVED
-	-	-	348	-	177,258	MALAYSIA
-	-	-	348	-	348	PAYMENT WAIVED
-	-	-	-	-	38,071	DOD DIRECT
-	-	-	-	-	138,838	DOD GUARANTY
-	-	350	2,332	2,000	4,682	MONGOLIA
-	-	350	2,332	2,000	4,682	PAYMENT WAIVED
-	-	-	-	-	1,492	NEW ZEALAND
-	-	-	-	-	1,492	DOD DIRECT

TOTALS MAY NOT ADD DUE TO ROUNDING

* LESS THAN \$500

FOREIGN MILITARY FINANCING PROGRAM (CONTINUED)

(DOLLARS IN THOUSANDS)

	<u>FY 1950</u> <u>FY 1992</u>	<u>FY 1993</u>	<u>FY 1994</u>	<u>FY 1995</u>	<u>FY 1996</u>	<u>FY 1997</u>
<u>EAST ASIA AND PACIFIC (CONTINUED)</u>						
REP OF PHILIPPINES	695,038	15,000	-	-	-	-
PAYMENT WAIVED	350,938 B/	15,000	-	-	-	-
DOD DIRECT	8,600 A/	-	-	-	-	-
DOD GUARANTY	335,500	-	-	-	-	-
SINGAPORE	17,221	-	-	-	-	-
DOD GUARANTY	17,221	-	-	-	-	-
TAIWAN	547,726	-	-	-	-	-
DOD DIRECT	187,866	-	-	-	-	-
DOD GUARANTY	359,860	-	-	-	-	-
THAILAND	670,047	-	-	-	-	-
PAYMENT WAIVED	3,017	-	-	-	-	-
DOD DIRECT	199,031	-	-	-	-	-
DOD GUARANTY	467,999	-	-	-	-	-
UNTAET	-	-	-	-	-	-
PAYMENT WAIVED	-	-	-	-	-	-
<u>NEAR EAST AND SOUTH ASIA</u>	<u>53,676,391</u>	<u>3,152,500</u>	<u>3,109,000</u>	<u>3,107,300</u>	<u>3,200,300</u>	<u>3,130,045</u>
PAYMENT WAIVED	33,111,318	3,152,500	3,109,000	3,107,300	3,200,300	3,130,045
DOD DIRECT	3,585,294	-	-	-	-	-
DOD GUARANTY	16,979,779	-	-	-	-	-
AFGHANISTAN	-	-	-	-	-	-
PAYMENT WAIVED	-	-	-	-	-	-
BAHRAIN	1,000	500	-	-	-	-
PAYMENT WAIVED	1,000	500	-	-	-	-
BANGLADESH	-	-	-	-	-	-
PAYMENT WAIVED	-	-	-	-	-	-
EGYPT E/	15,853,510	1,300,000	1,300,000	1,300,000	1,300,000	1,300,000
PAYMENT WAIVED	11,303,510	1,300,000	1,300,000	1,300,000	1,300,000	1,300,000
DOD GUARANTY	4,550,000	-	-	-	-	-
INDIA	27,310	-	-	-	-	-
PAYMENT WAIVED	-	-	-	-	-	-
DOD DIRECT	27,310	-	-	-	-	-

TOTALS MAY NOT ADD DUE TO ROUNDING

* LESS THAN \$500

FOREIGN MILITARY FINANCING PROGRAM (CONTINUED)

(DOLLARS IN THOUSANDS)

<u>FY 1998</u>	<u>FY 1999</u>	<u>FY 2000</u>	<u>FY 2001</u>	<u>FY 2002</u>	<u>FY 1950</u> <u>FY 2002</u>	
-	1,000	1,437	2,342	44,000	758,817	REP OF PHILIPPINES
-	1,000	1,437	2,342	44,000	414,717	PAYMENT WAIVED
-	-	-	-	-	8,600	DOD DIRECT
-	-	-	-	-	335,500	DOD GUARANTY
-	-	-	-	-	17,221	SINGAPORE
-	-	-	-	-	17,221	DOD GUARANTY
-	-	-	-	-	547,726	TAIWAN
-	-	-	-	-	187,866	DOD DIRECT
-	-	-	-	-	359,860	DOD GUARANTY
-	-	-	598	1,800	672,445	THAILAND
-	-	-	598	1,800	5,415	PAYMENT WAIVED
-	-	-	-	-	199,031	DOD DIRECT
-	-	-	-	-	467,999	DOD GUARANTY
-	-	-	1,796	1,000	2,796	UNTAET
-	-	-	1,796	1,000	2,796	PAYMENT WAIVED
3,152,050	3,263,200	4,249,415	3,354,204	3,669,200	87,063,605	NEAR EAST AND SOUTH ASIA
3,152,050	3,263,200	4,249,415	3,354,204	3,669,200	66,498,532	PAYMENT WAIVED
-	-	-	-	-	3,585,294	DOD DIRECT
-	-	-	-	-	16,979,779	DOD GUARANTY
-	-	-	-	50,000	50,000	AFGHANISTAN
-	-	-	-	50,000	50,000	PAYMENT WAIVED
-	-	-	-	28,500	30,000	BAHRAIN
-	-	-	-	28,500	30,000	PAYMENT WAIVED
1,250	800	-	-	-	2,050	BANGLADESH
1,250	800	-	-	-	2,050	PAYMENT WAIVED
1,300,000	1,300,000	1,300,000	1,297,140	1,300,000	28,850,650	EGYPT E/
1,300,000	1,300,000	1,300,000	1,297,140	1,300,000	24,300,650	PAYMENT WAIVED
-	-	-	-	-	4,550,000	DOD GUARANTY
-	-	-	-	800	28,110	INDIA
-	-	-	-	800	800	PAYMENT WAIVED
-	-	-	-	-	27,310	DOD DIRECT

TOTALS MAY NOT ADD DUE TO ROUNDING

* LESS THAN \$500

FOREIGN MILITARY FINANCING PROGRAM (CONTINUED)

(DOLLARS IN THOUSANDS)

	<u>FY 1950</u> <u>FY 1992</u>	<u>FY 1993</u>	<u>FY 1994</u>	<u>FY 1995</u>	<u>FY 1996</u>	<u>FY 1997</u>
<u>NEAR EAST AND SOUTH ASIA (CONTINUED)</u>						
IRAN	496,407	-	-	-	-	-
DOD DIRECT	175,705	-	-	-	-	-
DOD GUARANTY	320,701	-	-	-	-	-
ISRAEL E/F/	32,219,104	1,800,000	1,800,000	1,800,000	1,800,000	1,800,000
PAYMENT WAIVED	21,014,860	1,800,000	1,800,000	1,800,000	1,800,000	1,800,000
DOD DIRECT	1,667,103	-	-	-	-	-
DOD GUARANTY	9,537,142	-	-	-	-	-
JORDAN	995,479	9,000	9,000	7,300	100,300	30,045
PAYMENT WAIVED	117,794	9,000	9,000	7,300	100,300	30,045
DOD DIRECT	227,048	-	-	-	-	-
DOD GUARANTY	650,637	-	-	-	-	-
LEBANON	243,668	-	-	-	-	-
DOD DIRECT	9,168	-	-	-	-	-
DOD GUARANTY	234,500	-	-	-	-	-
MOROCCO	625,952	40,000	-	-	-	-
PAYMENT WAIVED	156,415	40,000	-	-	-	-
DOD DIRECT	101,787	-	-	-	-	-
DOD GUARANTY	367,750	-	-	-	-	-
NEPAL	-	-	-	-	-	-
PAYMENT WAIVED	-	-	-	-	-	-
OMAN	202,640	1,000	-	-	-	-
PAYMENT WAIVED	3,500	1,000	-	-	-	-
DOD DIRECT	49,140	-	-	-	-	-
DOD GUARANTY	150,000	-	-	-	-	-
PAKISTAN	2,190,526	-	-	-	-	-
PAYMENT WAIVED	444,369	-	-	-	-	-
DOD DIRECT	1,184,311	-	-	-	-	-
DOD GUARANTY	561,847	-	-	-	-	-
SAUDI ARABIA	254,167	-	-	-	-	-
DOD DIRECT	65,222	-	-	-	-	-
DOD GUARANTY	188,945	-	-	-	-	-
SRI LANKA	2,308	-	-	-	-	-
DOD DIRECT	308	-	-	-	-	-
DOD GUARANTY	2,000	-	-	-	-	-

TOTALS MAY NOT ADD DUE TO ROUNDING

* LESS THAN \$500

FOREIGN MILITARY FINANCING PROGRAM (CONTINUED)

(DOLLARS IN THOUSANDS)

<u>FY 1998</u>	<u>FY 1999</u>	<u>FY 2000</u>	<u>FY 2001</u>	<u>FY 2002</u>	<u>FY 1950</u> <u>FY 2002</u>
-	-	-	-	-	496,407
-	-	-	-	-	175,705
-	-	-	-	-	320,701
1,800,000	1,860,000	2,820,000	1,975,644	2,040,000	51,714,748
1,800,000	1,860,000	2,820,000	1,975,644	2,040,000	40,510,504
-	-	-	-	-	1,667,103
-	-	-	-	-	9,537,142
50,000	95,900	124,915	74,835	100,000	1,596,774
50,000	95,900	124,915	74,835	100,000	719,089
-	-	-	-	-	227,048
-	-	-	-	-	650,637
-	-	-	-	-	243,668
-	-	-	-	-	9,168
-	-	-	-	-	234,500
-	4,000	1,500	2,495	3,500	677,447
-	4,000	1,500	2,495	3,500	207,910
-	-	-	-	-	101,787
-	-	-	-	-	367,750
800	500	-	597	22,000	23,897
800	500	-	597	22,000	23,897
-	-	-	-	25,000	228,640
-	-	-	-	25,000	29,500
-	-	-	-	-	49,140
-	-	-	-	-	150,000
-	-	-	-	75,000	2,265,526
-	-	-	-	75,000	519,369
-	-	-	-	-	1,184,311
-	-	-	-	-	561,847
-	-	-	-	-	254,167
-	-	-	-	-	65,222
-	-	-	-	-	188,945
-	-	-	-	-	2,308
-	-	-	-	-	308
-	-	-	-	-	2,000

NEAR EAST AND SOUTH ASIA (CONTINUED)

IRAN
DOD DIRECT
DOD GUARANTY
ISRAEL E/F/
PAYMENT WAIVED
DOD DIRECT
DOD GUARANTY
JORDAN
PAYMENT WAIVED
DOD DIRECT
DOD GUARANTY
LEBANON
DOD DIRECT
DOD GUARANTY
MOROCCO
PAYMENT WAIVED
DOD DIRECT
DOD GUARANTY
NEPAL
PAYMENT WAIVED
OMAN
PAYMENT WAIVED
DOD DIRECT
DOD GUARANTY
PAKISTAN
PAYMENT WAIVED
DOD DIRECT
DOD GUARANTY
SAUDI ARABIA
DOD DIRECT
DOD GUARANTY
SRI LANKA
DOD DIRECT
DOD GUARANTY

TOTALS MAY NOT ADD DUE TO ROUNDING

* LESS THAN \$500

FOREIGN MILITARY FINANCING PROGRAM (CONTINUED)

(DOLLARS IN THOUSANDS)

	FY 1950 FY 1992	FY 1993	FY 1994	FY 1995	FY 1996	FY 1997
NEAR EAST AND SOUTH ASIA (CONTINUED)						
TUNISIA	552,063	2,000	-	-	-	-
PAYMENT WAIVED	69,871	2,000	-	-	-	-
DOD DIRECT	78,192 A/	-	-	-	-	-
DOD GUARANTY	404,000	-	-	-	-	-
YEMEN	12,257	-	-	-	-	-
PAYMENT WAIVED	-	-	-	-	-	-
DOD GUARANTY	12,257	-	-	-	-	-
EUROPE	14,229,300	855,250	769,500	560,803	597,850	364,809
PAYMENT WAIVED	2,358,476	250	-	3,118	53,850	67,309
DOD DIRECT	5,791,824	855,000	769,500	557,685	544,000	297,500
DOD GUARANTY	6,079,000	-	-	-	-	-
ALBANIA	-	-	-	-	2,525	100
PAYMENT WAIVED	-	-	-	-	2,525	100
ARMENIA	-	-	-	-	-	-
PAYMENT WAIVED	-	-	-	-	-	-
AUSTRIA	15,713	-	-	-	-	-
DOD DIRECT	15,713	-	-	-	-	-
AZERBAIJAN	-	-	-	-	-	-
PAYMENT WAIVED	-	-	-	-	-	-
BELGIUM	7,793	-	-	-	-	-
DOD DIRECT	7,793	-	-	-	-	-
BOSNIA-HERZEGOVINA	-	-	-	-	-	-
PAYMENT WAIVED	-	-	-	-	-	-
BULGARIA	-	-	-	-	4,275	3,000
PAYMENT WAIVED	-	-	-	-	4,275	3,000
CROATIA	-	-	-	-	-	-
PAYMENT WAIVED	-	-	-	-	-	-
CZECH REPUBLIC	-	-	-	-	8,900	9,087
PAYMENT WAIVED	-	-	-	-	8,900	9,087
ESTONIA	-	-	-	706	1,500	1,500
PAYMENT WAIVED	-	-	-	706	1,500	1,500

TOTALS MAY NOT ADD DUE TO ROUNDING

* LESS THAN \$500

FOREIGN MILITARY FINANCING PROGRAM (CONTINUED)

(DOLLARS IN THOUSANDS)

<u>FY 1998</u>	<u>FY 1999</u>	<u>FY 2000</u>	<u>FY 2001</u>	<u>FY 2002</u>	<u>FY 1950</u> <u>FY 2002</u>
-	2,000	3,000	3,493	4,400	566,956
-	2,000	3,000	3,493	4,400	84,764
-	-	-	-	-	78,192
-	-	-	-	-	404,000
-	-	-	-	20,000	32,257
-	-	-	-	20,000	20,000
-	-	-	-	-	12,257
244,957	90,700	67,000	148,330	275,000	18,203,499
144,957	90,700	67,000	148,330	275,000	3,208,990
100,000	-	-	-	-	8,915,509
-	-	-	-	-	6,079,000
1,700	4,000	1,600	8,631	4,000	22,556
1,700	4,000	1,600	8,631	4,000	22,556
-	-	-	-	4,000	4,000
-	-	-	-	4,000	4,000
-	-	-	-	-	15,713
-	-	-	-	-	15,713
-	-	-	-	4,000	4,000
-	-	-	-	4,000	4,000
-	-	-	-	-	7,793
-	-	-	-	-	7,793
-	4,000	-	5,986	2,250	12,236
-	4,000	-	5,986	2,250	12,236
4,200	9,400	5,000	13,470	8,500	47,845
4,200	9,400	5,000	13,470	8,500	47,845
-	-	4,000	3,991	5,000	12,991
-	-	4,000	3,991	5,000	12,991
16,250	7,100	6,000	8,981	10,000	66,318
16,250	7,100	6,000	8,981	10,000	66,318
8,300	4,700	4,000	6,186	6,250	33,142
8,300	4,700	4,000	6,186	6,250	33,142

NEAR EAST AND SOUTH ASIA (CONTINUED)

TUNISIA
 PAYMENT WAIVED
 DOD DIRECT
 DOD GUARANTY

YEMEN
 PAYMENT WAIVED
 DOD GUARANTY

EUROPE
 PAYMENT WAIVED
 DOD DIRECT
 DOD GUARANTY

ALBANIA
 PAYMENT WAIVED

ARMENIA
 PAYMENT WAIVED

AUSTRIA
 DOD DIRECT

AZERBAIJAN
 PAYMENT WAIVED

BELGIUM
 DOD DIRECT

BOSNIA-HERZEGOVINA
 PAYMENT WAIVED

BULGARIA
 PAYMENT WAIVED

CROATIA
 PAYMENT WAIVED

CZECH REPUBLIC
 PAYMENT WAIVED

ESTONIA
 PAYMENT WAIVED

TOTALS MAY NOT ADD DUE TO ROUNDING

* LESS THAN \$500

FOREIGN MILITARY FINANCING PROGRAM (CONTINUED)

(DOLLARS IN THOUSANDS)

	<u>FY 1950</u> <u>FY 1992</u>	<u>FY 1993</u>	<u>FY 1994</u>	<u>FY 1995</u>	<u>FY 1996</u>	<u>FY 1997</u>
<u>EUROPE (CONTINUED)</u>						
FRANCE	80,392	-	-	-	-	-
DOD DIRECT	80,392	-	-	-	-	-
GEORGIA	-	-	-	-	-	700
PAYMENT WAIVED	-	-	-	-	-	700
GREECE	5,189,245	315,000	283,500	229,635	224,000	122,500
PAYMENT WAIVED	89,871	-	-	-	-	-
DOD DIRECT	3,023,774	315,000	283,500	229,635	224,000	122,500
DOD GUARANTY	2,075,600	-	-	-	-	-
HUNGARY	-	250	-	-	3,200	10,087
PAYMENT WAIVED	-	250	-	-	3,200	10,087
ITALY	292	-	-	-	-	-
DOD DIRECT	292	-	-	-	-	-
KAZAKHSTAN	-	-	-	-	-	1,500
PAYMENT WAIVED	-	-	-	-	-	1,500
KYRGYZSTAN	-	-	-	-	-	800
PAYMENT WAIVED	-	-	-	-	-	800
LATVIA	-	-	-	706	1,500	1,500
PAYMENT WAIVED	-	-	-	706	1,500	1,500
LITHUANIA	-	-	-	706	1,500	1,500
PAYMENT WAIVED	-	-	-	706	1,500	1,500
MACEDONIA (FYROM)	-	-	-	-	750	1,648
PAYMENT WAIVED	-	-	-	-	750	1,648
MALTA	-	-	-	-	-	-
PAYMENT WAIVED	-	-	-	-	-	-
MOLDOVA	-	-	-	-	-	800
PAYMENT WAIVED	-	-	-	-	-	800
NETHERLANDS	2,200	-	-	-	-	-
DOD DIRECT	2,200	-	-	-	-	-
POLAND	-	-	-	1,000	16,475	12,587
PAYMENT WAIVED	-	-	-	1,000	16,475	12,587
DOD DIRECT	-	-	-	-	-	-

TOTALS MAY NOT ADD DUE TO ROUNDING

* LESS THAN \$500

FOREIGN MILITARY FINANCING PROGRAM (CONTINUED)

(DOLLARS IN THOUSANDS)

<u>FY 1998</u>	<u>FY 1999</u>	<u>FY 2000</u>	<u>FY 2001</u>	<u>FY 2002</u>	<u>FY 1950</u> <u>FY 2002</u>	
-	-	-	-	-	80,392	EUROPE (CONTINUED)
-	-	-	-	-	80,392	FRANCE
						DOD DIRECT
5,350	7,950	3,000	4,490	55,500	76,990	GEORGIA
5,350	7,950	3,000	4,490	55,500	76,990	PAYMENT WAIVED
-	-	-	-	-	6,363,880	GREECE
-	-	-	-	-	89,871	PAYMENT WAIVED
-	-	-	-	-	4,198,409	DOD DIRECT
-	-	-	-	-	2,075,600	DOD GUARANTY
16,600	7,100	6,000	8,981	10,000	62,218	HUNGARY
16,600	7,100	6,000	8,981	10,000	62,218	PAYMENT WAIVED
-	-	-	-	-	292	ITALY
-	-	-	-	-	292	DOD DIRECT
2,250	1,800	1,500	1,896	4,750	13,696	KAZAKHSTAN
2,250	1,800	1,500	1,896	4,750	13,696	PAYMENT WAIVED
1,350	1,550	1,000	1,846	11,000	17,546	KYRGYZSTAN
1,350	1,550	1,000	1,846	11,000	17,546	PAYMENT WAIVED
6,950	4,700	4,000	5,188	6,250	30,794	LATVIA
6,950	4,700	4,000	5,188	6,250	30,794	PAYMENT WAIVED
6,950	4,700	4,600	6,486	6,593	33,035	LITHUANIA
6,950	4,700	4,600	6,486	6,593	33,035	PAYMENT WAIVED
19,257	6,000	-	13,619	10,500	51,774	MACEDONIA (FYROM)
19,257	6,000	-	13,619	10,500	51,774	PAYMENT WAIVED
-	300	450	2,993	-	3,743	MALTA
-	300	450	2,993	-	3,743	PAYMENT WAIVED
3,450	1,250	1,250	1,795	1,250	9,795	MOLDOVA
3,450	1,250	1,250	1,795	1,250	9,795	PAYMENT WAIVED
-	-	-	-	-	2,200	NETHERLANDS
-	-	-	-	-	2,200	DOD DIRECT
124,700	6,600	8,000	12,274	12,000	193,636	POLAND
24,700	6,600	8,000	12,274	12,000	93,636	PAYMENT WAIVED
100,000	-	-	-	-	100,000	DOD DIRECT

TOTALS MAY NOT ADD DUE TO ROUNDING

* LESS THAN \$500

FOREIGN MILITARY FINANCING PROGRAM (CONTINUED)

(DOLLARS IN THOUSANDS)

	<u>FY 1950</u> <u>FY 1992</u>	<u>FY 1993</u>	<u>FY 1994</u>	<u>FY 1995</u>	<u>FY 1996</u>	<u>FY 1997</u>
<u>EUROPE (CONTINUED)</u>						
PORTUGAL	627,700	90,000	81,000	-	-	-
PAYMENT WAIVED	384,635	-	-	-	-	-
DOD DIRECT	100,565	90,000	81,000	-	-	-
DOD GUARANTY	142,500	-	-	-	-	-
ROMANIA	-	-	-	-	9,275	6,500
PAYMENT WAIVED	-	-	-	-	9,275	6,500
RUSSIA	-	-	-	-	-	2,250
PAYMENT WAIVED	-	-	-	-	-	2,250
SLOVAKIA	-	-	-	-	3,550	6,000
PAYMENT WAIVED	-	-	-	-	3,550	6,000
SLOVENIA	-	-	-	-	400	1,000
PAYMENT WAIVED	-	-	-	-	400	1,000
SPAIN	2,415,100	-	-	-	-	-
DOD DIRECT	890,100	-	-	-	-	-
DOD GUARANTY	1,525,000	-	-	-	-	-
TAJIKISTAN	-	-	-	-	-	-
PAYMENT WAIVED	-	-	-	-	-	-
TURKEY	5,890,865	450,000	405,000	328,050	320,000	175,000
PAYMENT WAIVED	1,883,970	-	-	-	-	-
DOD DIRECT	1,670,995 A/	450,000	405,000	328,050	320,000	175,000
DOD GUARANTY	2,335,900	-	-	-	-	-
TURKMENISTAN	-	-	-	-	-	500
PAYMENT WAIVED	-	-	-	-	-	500
UKRAINE	-	-	-	-	-	5,250
PAYMENT WAIVED	-	-	-	-	-	5,250
UZBEKISTAN	-	-	-	-	-	1,000
PAYMENT WAIVED	-	-	-	-	-	1,000
<u>AFRICA</u>	<u>688,205</u>	<u>12,937</u>	<u>1,385</u>	<u>1,330</u>	<u>9,043</u>	<u>9,249</u>
PAYMENT WAIVED	102,793	12,937	1,385	1,330	9,043	9,249
DOD DIRECT	147,734	-	-	-	-	-
DOD GUARANTY	437,677	-	-	-	-	-

TOTALS MAY NOT ADD DUE TO ROUNDING

* LESS THAN \$500

FOREIGN MILITARY FINANCING PROGRAM (CONTINUED)

(DOLLARS IN THOUSANDS)

<u>FY 1998</u>	<u>FY 1999</u>	<u>FY 2000</u>	<u>FY 2001</u>	<u>FY 2002</u>	<u>FY 1950</u> <u>FY 2002</u>	
-	-	-	-	-	798,700	EUROPE (CONTINUED)
-	-	-	-	-	384,635	PORTUGAL
-	-	-	-	-	271,565	PAYMENT WAIVED
-	-	-	-	-	142,500	DOD DIRECT
						DOD GUARANTY
13,900	6,500	6,200	16,962	9,000	68,337	ROMANIA
13,900	6,500	6,200	16,962	9,000	68,337	PAYMENT WAIVED
2,250	-	-	-	-	4,500	RUSSIA
2,250	-	-	-	-	4,500	PAYMENT WAIVED
3,200	3,200	2,800	11,135	8,250	38,135	SLOVAKIA
3,200	3,200	2,800	11,135	8,250	38,135	PAYMENT WAIVED
2,500	2,600	2,000	5,487	4,000	17,987	SLOVENIA
2,500	2,600	2,000	5,487	4,000	17,987	PAYMENT WAIVED
-	-	-	-	-	2,415,100	SPAIN
-	-	-	-	-	890,100	DOD DIRECT
-	-	-	-	-	1,525,000	DOD GUARANTY
-	-	-	-	3,700	3,700	TAJIKISTAN
-	-	-	-	3,700	3,700	PAYMENT WAIVED
-	-	-	-	48,000	7,616,915	TURKEY
-	-	-	-	48,000	1,931,970	PAYMENT WAIVED
-	-	-	-	-	3,349,045	DOD DIRECT
-	-	-	-	-	2,335,900	DOD GUARANTY
450	600	600	699	-	2,849	TURKMENISTAN
450	600	600	699	-	2,849	PAYMENT WAIVED
3,800	5,000	3,250	4,789	4,000	26,089	UKRAINE
3,800	5,000	3,250	4,789	4,000	26,089	PAYMENT WAIVED
1,550	1,650	1,750	2,445	36,207	44,602	UZBEKISTAN
1,550	1,650	1,750	2,445	36,207	44,602	PAYMENT WAIVED
17,350	8,200	10,250	18,697	34,300	810,946	AFRICA
17,350	8,200	10,250	18,697	34,300	225,534	PAYMENT WAIVED
-	-	-	-	-	147,734	DOD DIRECT
-	-	-	-	-	437,677	DOD GUARANTY

TOTALS MAY NOT ADD DUE TO ROUNDING

* LESS THAN \$500

FOREIGN MILITARY FINANCING PROGRAM (CONTINUED)

(DOLLARS IN THOUSANDS)

	<u>FY 1950</u> <u>FY 1992</u>	<u>FY 1993</u>	<u>FY 1994</u>	<u>FY 1995</u>	<u>FY 1996</u>	<u>FY 1997</u>
<u>AFRICA (CONTINUED)</u>						
ANGOLA	-	-	-	-	2,000	-
PAYMENT WAIVED	-	-	-	-	2,000	-
BENIN	77	250	-	-	-	-
PAYMENT WAIVED	77	250	-	-	-	-
BOTSWANA	21,596	1,800	-	-	-	-
PAYMENT WAIVED	3,596	1,800	-	-	-	-
DOD DIRECT	5,000	-	-	-	-	-
DOD GUARANTY	13,000	-	-	-	-	-
BURUNDI	315	-	-	-	-	-
PAYMENT WAIVED	315	-	-	-	-	-
CAMEROON	27,428	-	-	-	-	-
PAYMENT WAIVED	1,028	-	-	-	-	-
DOD DIRECT	5,000	-	-	-	-	-
DOD GUARANTY	21,400	-	-	-	-	-
CAPE VERDE	2,085	-	-	-	-	-
PAYMENT WAIVED	2,085	-	-	-	-	-
CENTRAL AFRICAN REP	370	-	-	-	-	-
PAYMENT WAIVED	370	-	-	-	-	-
CHAD	4,646	-	-	-	-	-
PAYMENT WAIVED	4,646	-	-	-	-	-
COMOROS	85	-	-	-	-	-
PAYMENT WAIVED	85	-	-	-	-	-
CONGO (BRAZZAVILLE)	13	-	-	-	-	-
PAYMENT WAIVED	13	-	-	-	-	-
CONGO (KINSHASA)	134,536	-	-	-	-	-
PAYMENT WAIVED	2,986	-	-	-	-	-
DOD DIRECT	91,500	-	-	-	-	-
DOD GUARANTY	40,050	-	-	-	-	-
DJIBOUTI	3,581	-	-	-	-	-
PAYMENT WAIVED	3,581	-	-	-	-	-

TOTALS MAY NOT ADD DUE TO ROUNDING

* LESS THAN \$500

FOREIGN MILITARY FINANCING PROGRAM (CONTINUED)

(DOLLARS IN THOUSANDS)

<u>FY 1998</u>	<u>FY 1999</u>	<u>FY 2000</u>	<u>FY 2001</u>	<u>FY 2002</u>	<u>FY 1950</u> <u>FY 2002</u>	
-	-	-	-	-	2,000	AFRICA (CONTINUED)
-	-	-	-	-	2,000	ANGOLA
						PAYMENT WAIVED
3,200	-	-	-	-	3,527	BENIN
3,200	-	-	-	-	3,527	PAYMENT WAIVED
-	-	-	1,597	1,000	25,993	BOTSWANA
-	-	-	1,597	1,000	7,993	PAYMENT WAIVED
-	-	-	-	-	5,000	DOD DIRECT
-	-	-	-	-	13,000	DOD GUARANTY
-	-	-	-	-	315	BURUNDI
-	-	-	-	-	315	PAYMENT WAIVED
-	-	-	-	-	27,428	CAMEROON
-	-	-	-	-	1,028	PAYMENT WAIVED
-	-	-	-	-	5,000	DOD DIRECT
-	-	-	-	-	21,400	DOD GUARANTY
-	-	-	-	-	2,085	CAPE VERDE
-	-	-	-	-	2,085	PAYMENT WAIVED
-	-	-	-	-	370	CENTRAL AFRICAN REP
-	-	-	-	-	370	PAYMENT WAIVED
-	-	-	-	-	4,646	CHAD
-	-	-	-	-	4,646	PAYMENT WAIVED
-	-	-	-	-	85	COMOROS
-	-	-	-	-	85	PAYMENT WAIVED
-	-	-	-	-	13	CONGO (BRAZZAVILLE)
-	-	-	-	-	13	PAYMENT WAIVED
-	-	-	-	-	134,536	CONGO (KINSHASA)
-	-	-	-	-	2,986	PAYMENT WAIVED
-	-	-	-	-	91,500	DOD DIRECT
-	-	-	-	-	40,050	DOD GUARANTY
-	-	-	100	1,500	5,181	DJIBOUTI
-	-	-	100	1,500	5,181	PAYMENT WAIVED

TOTALS MAY NOT ADD DUE TO ROUNDING

* LESS THAN \$500

FOREIGN MILITARY FINANCING PROGRAM (CONTINUED)

(DOLLARS IN THOUSANDS)

	<u>FY 1950</u> <u>FY 1992</u>	<u>FY 1993</u>	<u>FY 1994</u>	<u>FY 1995</u>	<u>FY 1996</u>	<u>FY 1997</u>
<u>AFRICA (CONTINUED)</u>						
EQUATORIAL GUINEA	319	-	-	-	-	-
PAYMENT WAIVED	319	-	-	-	-	-
ERITREA	-	-	200	460	2,613	1,750
PAYMENT WAIVED	-	-	200	460	2,613	1,750
ETHIOPIA	36,000	-	500	300	1,430	1,000
PAYMENT WAIVED	-	-	500	300	1,430	1,000
DOD DIRECT	36,000	-	-	-	-	-
GABON	15,557	-	-	-	-	-
PAYMENT WAIVED	357	-	-	-	-	-
DOD DIRECT	2,000	-	-	-	-	-
DOD GUARANTY	13,200	-	-	-	-	-
GAMBIA	650	1,300	-	-	-	-
PAYMENT WAIVED	650	1,300	-	-	-	-
GHANA	1,150	600	285	-	-	-
PAYMENT WAIVED	1,150	600	285	-	-	-
GUINEA	1,340	100	-	-	-	-
PAYMENT WAIVED	1,340	100	-	-	-	-
GUINEA-BISSAU	755	1,700	-	-	-	-
PAYMENT WAIVED	755	1,700	-	-	-	-
IVORY COAST	2,817	-	-	-	-	-
PAYMENT WAIVED	2,817	-	-	-	-	-
KENYA	158,379	-	-	-	-	-
PAYMENT WAIVED	379	-	-	-	-	-
DOD DIRECT	3,000	-	-	-	-	-
DOD GUARANTY	155,000	-	-	-	-	-
LESOTHO	200	-	-	-	-	-
PAYMENT WAIVED	200	-	-	-	-	-
LIBERIA	28,515	-	-	-	-	-
DOD DIRECT	4,851	-	-	-	-	-
DOD GUARANTY	23,664	-	-	-	-	-

TOTALS MAY NOT ADD DUE TO ROUNDING

* LESS THAN \$500

FOREIGN MILITARY FINANCING PROGRAM (CONTINUED)

(DOLLARS IN THOUSANDS)

<u>FY 1998</u>	<u>FY 1999</u>	<u>FY 2000</u>	<u>FY 2001</u>	<u>FY 2002</u>	<u>FY 1950</u> <u>FY 2002</u>	
-	-	-	-	-	319	AFRICA (CONTINUED)
-	-	-	-	-	319	EQUATORIAL GUINEA
						PAYMENT WAIVED
1,000	-	-	-	-	6,023	ERITREA
1,000	-	-	-	-	6,023	PAYMENT WAIVED
1,000	2,900	-	-	2,800	45,930	ETHIOPIA
1,000	2,900	-	-	2,800	9,930	PAYMENT WAIVED
-	-	-	-	-	36,000	DOD DIRECT
-	-	-	-	-	15,557	GABON
-	-	-	-	-	357	PAYMENT WAIVED
-	-	-	-	-	2,000	DOD DIRECT
-	-	-	-	-	13,200	DOD GUARANTY
-	-	-	-	-	1,950	GAMBIA
-	-	-	-	-	1,950	PAYMENT WAIVED
3,300	1,300	-	500	1,050	8,185	GHANA
3,300	1,300	-	500	1,050	8,185	PAYMENT WAIVED
-	-	-	3,000	-	4,440	GUINEA
-	-	-	3,000	-	4,440	PAYMENT WAIVED
-	-	-	-	-	2,455	GUINEA-BISSAU
-	-	-	-	-	2,455	PAYMENT WAIVED
1,200	500	-	-	-	4,517	IVORY COAST
1,200	500	-	-	-	4,517	PAYMENT WAIVED
-	-	-	1,000	15,000	174,379	KENYA
-	-	-	1,000	15,000	16,379	PAYMENT WAIVED
-	-	-	-	-	3,000	DOD DIRECT
-	-	-	-	-	155,000	DOD GUARANTY
-	-	-	-	-	200	LESOTHO
-	-	-	-	-	200	PAYMENT WAIVED
-	-	-	-	-	28,515	LIBERIA
-	-	-	-	-	4,851	DOD DIRECT
-	-	-	-	-	23,664	DOD GUARANTY

TOTALS MAY NOT ADD DUE TO ROUNDING

* LESS THAN \$500

FOREIGN MILITARY FINANCING PROGRAM (CONTINUED)

(DOLLARS IN THOUSANDS)

	<u>FY 1950</u> <u>FY 1992</u>	<u>FY 1993</u>	<u>FY 1994</u>	<u>FY 1995</u>	<u>FY 1996</u>	<u>FY 1997</u>
AFRICA (CONTINUED)						
MADAGASCAR	561	-	-	-	-	-
PAYMENT WAIVED	561	-	-	-	-	-
MALAWI	1,491	-	-	-	-	569
PAYMENT WAIVED	1,491 A/B/	-	-	-	-	569
MALI	148	747	-	-	-	-
PAYMENT WAIVED	100	747	-	-	-	-
DOD DIRECT	48	-	-	-	-	-
MAURITIUS	650	-	-	-	-	-
PAYMENT WAIVED	650	-	-	-	-	-
MOZAMBIQUE	-	-	400	-	200	-
PAYMENT WAIVED	-	-	400	-	200	-
NAMIBIA	3,100	600	-	270	400	-
PAYMENT WAIVED	3,100	600	-	270	400	-
NIGER	10,569	600	-	-	-	-
PAYMENT WAIVED	5,069 A/	600	-	-	-	-
DOD GUARANTY	5,500	-	-	-	-	-
NIGERIA	369	-	-	-	-	-
PAYMENT WAIVED	34	-	-	-	-	-
DOD DIRECT	335	-	-	-	-	-
RWANDA	1,854	525	-	300	400	-
PAYMENT WAIVED	354	525	-	300	400	-
DOD GUARANTY	1,500	-	-	-	-	-
SAO TOME & PRINCIPE	395	190	-	-	-	-
PAYMENT WAIVED	395	190	-	-	-	-
SENEGAL	19,853	2,700	-	-	-	1,965
PAYMENT WAIVED	11,853 A/	2,700	-	-	-	1,965
DOD GUARANTY	8,000	-	-	-	-	-
SEYCHELLES	445	110	-	-	-	-
PAYMENT WAIVED	445	110	-	-	-	-
SIERRA LEONE	3,048	-	-	-	-	-
PAYMENT WAIVED	3,048 A/	-	-	-	-	-

TOTALS MAY NOT ADD DUE TO ROUNDING

* LESS THAN \$500

FOREIGN MILITARY FINANCING PROGRAM (CONTINUED)

(DOLLARS IN THOUSANDS)

<u>FY 1998</u>	<u>FY 1999</u>	<u>FY 2000</u>	<u>FY 2001</u>	<u>FY 2002</u>	<u>FY 1950</u> <u>FY 2002</u>	
						AFRICA (CONTINUED)
-	-	-	-	-	561	MADAGASCAR
-	-	-	-	-	561	PAYMENT WAIVED
900	-	-	-	-	2,960	MALAWI
900	-	-	-	-	2,960	PAYMENT WAIVED
1,600	600	-	200	-	3,295	MALI
1,600	600	-	200	-	3,247	PAYMENT WAIVED
-	-	-	-	-	48	DOD DIRECT
-	-	-	-	-	650	MAURITIUS
-	-	-	-	-	650	PAYMENT WAIVED
-	-	-	-	-	600	MOZAMBIQUE
-	-	-	-	-	600	PAYMENT WAIVED
-	-	-	-	-	4,370	NAMIBIA
-	-	-	-	-	4,370	PAYMENT WAIVED
-	-	-	-	-	11,169	NIGER
-	-	-	-	-	5,669	PAYMENT WAIVED
-	-	-	-	-	5,500	DOD GUARANTY
-	-	10,000	10,000	6,000	26,369	NIGERIA
-	-	10,000	10,000	6,000	26,034	PAYMENT WAIVED
-	-	-	-	-	335	DOD DIRECT
-	-	-	-	-	3,079	RWANDA
-	-	-	-	-	1,579	PAYMENT WAIVED
-	-	-	-	-	1,500	DOD GUARANTY
-	-	-	-	-	585	SAO TOME & PRINCIPE
-	-	-	-	-	585	PAYMENT WAIVED
900	2,600	-	800	250	29,068	SENEGAL
900	2,600	-	800	250	21,068	PAYMENT WAIVED
-	-	-	-	-	8,000	DOD GUARANTY
-	-	-	-	-	555	SEYCHELLES
-	-	-	-	-	555	PAYMENT WAIVED
-	-	-	-	-	3,048	SIERRA LEONE
-	-	-	-	-	3,048	PAYMENT WAIVED

TOTALS MAY NOT ADD DUE TO ROUNDING

* LESS THAN \$500

FOREIGN MILITARY FINANCING PROGRAM (CONTINUED)

(DOLLARS IN THOUSANDS)

	<u>FY 1950</u> <u>FY 1992</u>	<u>FY 1993</u>	<u>FY 1994</u>	<u>FY 1995</u>	<u>FY 1996</u>	<u>FY 1997</u>
<u>AFRICA (CONTINUED)</u>						
SOMALIA	55,066	-	-	-	-	-
DOD GUARANTY	55,066	-	-	-	-	-
SOUTH AFRICA	-	-	-	-	-	-
PAYMENT WAIVED	-	-	-	-	-	-
SUDAN	148,275	-	-	-	-	-
PAYMENT WAIVED	46,977 A/	-	-	-	-	-
DOD GUARANTY	101,297	-	-	-	-	-
TANZANIA	50	100	-	-	-	-
PAYMENT WAIVED	50	100	-	-	-	-
TOGO	348	-	-	-	-	-
PAYMENT WAIVED	348	-	-	-	-	-
UGANDA	70	425	-	-	2,000	3,965
PAYMENT WAIVED	70	425	-	-	2,000	3,965
ZAMBIA	150	300	-	-	-	-
PAYMENT WAIVED	150	300	-	-	-	-
ZIMBABWE	1,350	890	-	-	-	-
PAYMENT WAIVED	1,350	890	-	-	-	-
WESTERN HEMISPHERE	1,784,079	61,361	12,227	16,998	2,000	2,000
PAYMENT WAIVED	513,446	61,361	12,227	16,998	2,000	2,000
DOD DIRECT	465,390	-	-	-	-	-
DOD GUARANTY	805,243	-	-	-	-	-
ANTIGUA & BARBUDA	2,280	80	37	40	50	225
PAYMENT WAIVED	2,280	80	37	40	50	225
ARGENTINA	180,379	-	-	-	-	-
PAYMENT WAIVED	4,500	-	-	-	-	-
DOD DIRECT	63,240	-	-	-	-	-
DOD GUARANTY	112,639	-	-	-	-	-
BAHAMAS	-	-	-	40	75	75
PAYMENT WAIVED	-	-	-	40	75	75
BARBADOS	2,690	80	37	95	200	100
PAYMENT WAIVED	2,690	80	37	95	200	100

TOTALS MAY NOT ADD DUE TO ROUNDING

* LESS THAN \$500

FOREIGN MILITARY FINANCING PROGRAM (CONTINUED)

(DOLLARS IN THOUSANDS)

<u>FY 1998</u>	<u>FY 1999</u>	<u>FY 2000</u>	<u>FY 2001</u>	<u>FY 2002</u>	<u>FY 1950</u> <u>FY 2002</u>	
-	-	-	-	-	55,066	AFRICA (CONTINUED)
-	-	-	-	-	55,066	SOMALIA
						DOD GUARANTY
350	300	250	1,000	6,700	8,600	SOUTH AFRICA
350	300	250	1,000	6,700	8,600	PAYMENT WAIVED
-	-	-	-	-	148,275	SUDAN
-	-	-	-	-	46,977	PAYMENT WAIVED
-	-	-	-	-	101,297	DOD GUARANTY
-	-	-	-	-	150	TANZANIA
-	-	-	-	-	150	PAYMENT WAIVED
-	-	-	-	-	348	TOGO
-	-	-	-	-	348	PAYMENT WAIVED
3,900	-	-	-	-	10,360	UGANDA
3,900	-	-	-	-	10,360	PAYMENT WAIVED
-	-	-	500	-	950	ZAMBIA
-	-	-	500	-	950	PAYMENT WAIVED
-	-	-	-	-	2,240	ZIMBABWE
-	-	-	-	-	2,240	PAYMENT WAIVED
5,350	6,640	4,000	6,682	12,200	1,913,538	WESTERN HEMISPHERE
5,350	6,640	4,000	6,682	12,200	642,905	PAYMENT WAIVED
-	-	-	-	-	465,390	DOD DIRECT
-	-	-	-	-	805,243	DOD GUARANTY
310	410	515	640	670	5,257	ANTIGUA & BARBUDA
310	410	515	640	670	5,257	PAYMENT WAIVED
1,250	1,850	450	998	1,500	186,427	ARGENTINA
1,250	1,850	450	998	1,500	10,548	PAYMENT WAIVED
-	-	-	-	-	63,240	DOD DIRECT
-	-	-	-	-	112,639	DOD GUARANTY
140	130	50	139	100	749	BAHAMAS
140	130	50	139	100	749	PAYMENT WAIVED
75	75	55	135	130	3,672	BARBADOS
75	75	55	135	130	3,672	PAYMENT WAIVED

TOTALS MAY NOT ADD DUE TO ROUNDING

* LESS THAN \$500

FOREIGN MILITARY FINANCING PROGRAM (CONTINUED)

(DOLLARS IN THOUSANDS)

	<u>FY 1950</u> <u>FY 1992</u>	<u>FY 1993</u>	<u>FY 1994</u>	<u>FY 1995</u>	<u>FY 1996</u>	<u>FY 1997</u>
WESTERN HEMISPHERE (CONTINUED)						
BELIZE	1,000	500	160	-	75	75
PAYMENT WAIVED	1,000	500	160	-	75	75
BOLIVIA	121,228	18,595	2,967	3,229	-	-
PAYMENT WAIVED	98,228	18,595	2,967	3,229	-	-
DOD DIRECT	8,000	-	-	-	-	-
DOD GUARANTY	15,000	-	-	-	-	-
BOLIVIA - INTL NARC	1,000	-	-	-	-	-
PAYMENT WAIVED	1,000	-	-	-	-	-
BRAZIL	264,617	-	-	-	-	-
DOD DIRECT	111,303	-	-	-	-	-
DOD GUARANTY	153,315	-	-	-	-	-
CHILE	65,524	-	-	-	-	-
PAYMENT WAIVED	-	-	-	-	-	-
DOD DIRECT	61,490	-	-	-	-	-
DOD GUARANTY	4,034	-	-	-	-	-
COLOMBIA	303,556	27,000	7,700	10,000	-	-
PAYMENT WAIVED	143,789	27,000	7,700	10,000	-	-
DOD DIRECT	42,168	-	-	-	-	-
DOD GUARANTY	117,600	-	-	-	-	-
COLOMBIA - INTL NARC	1,996	-	-	-	-	-
PAYMENT WAIVED	1,996	-	-	-	-	-
COSTA RICA	5,000	-	-	-	-	-
DOD GUARANTY	5,000	-	-	-	-	-
DOMINICA	1,700	110	37	40	50	100
PAYMENT WAIVED	1,700	110	37	40	50	100
DOMINICAN REPUBLIC	26,974	500	300	-	-	100
PAYMENT WAIVED	3,276	500	300	-	-	100
DOD DIRECT	3,500	-	-	-	-	-
DOD GUARANTY	20,198	-	-	-	-	-
ECUADOR	69,303	1,150	130	-	-	-
PAYMENT WAIVED	4,339	1,150	130	-	-	-
DOD DIRECT	8,466	-	-	-	-	-
DOD GUARANTY	56,498	-	-	-	-	-

TOTALS MAY NOT ADD DUE TO ROUNDING

* LESS THAN \$500

FOREIGN MILITARY FINANCING PROGRAM (CONTINUED)

(DOLLARS IN THOUSANDS)

<u>FY 1998</u>	<u>FY 1999</u>	<u>FY 2000</u>	<u>FY 2001</u>	<u>FY 2002</u>	<u>FY 1950</u> <u>FY 2002</u>	
						<u>WESTERN HEMISPHERE (CONTINUED)</u>
100	100	100	200	200	2,510	BELIZE
100	100	100	200	200	2,510	PAYMENT WAIVED
-	-	250	597	500	147,366	BOLIVIA
-	-	250	597	500	124,366	PAYMENT WAIVED
-	-	-	-	-	8,000	DOD DIRECT
-	-	-	-	-	15,000	DOD GUARANTY
-	-	-	-	-	1,000	BOLIVIA - INTL NARC
-	-	-	-	-	1,000	PAYMENT WAIVED
-	-	-	-	-	264,617	BRAZIL
-	-	-	-	-	111,303	DOD DIRECT
-	-	-	-	-	153,315	DOD GUARANTY
300	400	-	498	500	67,222	CHILE
300	400	-	498	500	1,698	PAYMENT WAIVED
-	-	-	-	-	61,490	DOD DIRECT
-	-	-	-	-	4,034	DOD GUARANTY
-	-	-	-	-	348,256	COLOMBIA
-	-	-	-	-	188,489	PAYMENT WAIVED
-	-	-	-	-	42,168	DOD DIRECT
-	-	-	-	-	117,600	DOD GUARANTY
-	-	-	-	-	1,996	COLOMBIA - INTL NARC
-	-	-	-	-	1,996	PAYMENT WAIVED
-	-	-	-	-	5,000	COSTA RICA
-	-	-	-	-	5,000	DOD GUARANTY
115	145	150	291	285	3,023	DOMINICA
115	145	150	291	285	3,023	PAYMENT WAIVED
225	370	400	649	350	29,868	DOMINICAN REPUBLIC
225	370	400	649	350	6,170	PAYMENT WAIVED
-	-	-	-	-	3,500	DOD DIRECT
-	-	-	-	-	20,198	DOD GUARANTY
-	-	-	-	3,000	73,583	ECUADOR
-	-	-	-	3,000	8,619	PAYMENT WAIVED
-	-	-	-	-	8,466	DOD DIRECT
-	-	-	-	-	56,498	DOD GUARANTY

TOTALS MAY NOT ADD DUE TO ROUNDING

* LESS THAN \$500

FOREIGN MILITARY FINANCING PROGRAM (CONTINUED)

(DOLLARS IN THOUSANDS)

	<u>FY 1950</u> <u>FY 1992</u>	<u>FY 1993</u>	<u>FY 1994</u>	<u>FY 1995</u>	<u>FY 1996</u>	<u>FY 1997</u>
<u>WESTERN HEMISPHERE (CONTINUED)</u>						
ECUADOR - INTL NARC	485	-	-	-	-	-
PAYMENT WAIVED	485	-	-	-	-	-
EL SALVADOR	277,403	11,000	-	-	-	-
PAYMENT WAIVED	166,830 G/	11,000	-	-	-	-
DOD DIRECT	13,373	-	-	-	-	-
DOD GUARANTY	97,200	-	-	-	-	-
GRENADA	1,607	200	37	40	350	100
PAYMENT WAIVED	1,607	200	37	40	350	100
GUATEMALA	13,606	-	-	-	-	-
PAYMENT WAIVED	2,887	-	-	-	-	-
DOD DIRECT	9,327	-	-	-	-	-
DOD GUARANTY	1,391	-	-	-	-	-
GUYANA	-	-	180	-	75	-
PAYMENT WAIVED	-	-	180	-	75	-
HAITI	4,098	-	-	3,000	-	225
PAYMENT WAIVED	1,998	-	-	3,000	-	225
DOD GUARANTY	2,100	-	-	-	-	-
HONDURAS	109,493	317	-	-	-	-
PAYMENT WAIVED	57,063	317	-	-	-	-
DOD DIRECT	3,000	-	-	-	-	-
DOD GUARANTY	49,430	-	-	-	-	-
JAMAICA	7,087	399	300	299	600	415
PAYMENT WAIVED	4,500	399	300	299	600	415
DOD GUARANTY	2,587	-	-	-	-	-
MEXICO	4,298	-	-	-	-	-
DOD DIRECT	4,298	-	-	-	-	-
NICARAGUA	8,000	-	-	-	-	-
PAYMENT WAIVED	-	-	-	-	-	-
DOD GUARANTY	8,000	-	-	-	-	-
PANAMA	22,328	-	-	-	-	-
PAYMENT WAIVED	-	-	-	-	-	-
DOD DIRECT	3,828	-	-	-	-	-
DOD GUARANTY	18,500	-	-	-	-	-

TOTALS MAY NOT ADD DUE TO ROUNDING

* LESS THAN \$500

FOREIGN MILITARY FINANCING PROGRAM (CONTINUED)

(DOLLARS IN THOUSANDS)

<u>FY 1998</u>	<u>FY 1999</u>	<u>FY 2000</u>	<u>FY 2001</u>	<u>FY 2002</u>	<u>FY 1950</u> <u>FY 2002</u>	
						WESTERN HEMISPHERE (CONTINUED)
-	-	-	-	-	485	ECUADOR - INTL NARC
-	-	-	-	-	485	PAYMENT WAIVED
-	-	-	-	1,000	289,403	EL SALVADOR
-	-	-	-	1,000	178,830	PAYMENT WAIVED
-	-	-	-	-	13,373	DOD DIRECT
-	-	-	-	-	97,200	DOD GUARANTY
145	190	165	225	210	3,269	GRENADA
145	190	165	225	210	3,269	PAYMENT WAIVED
-	-	-	-	-	13,606	GUATEMALA
-	-	-	-	-	2,887	PAYMENT WAIVED
-	-	-	-	-	9,327	DOD DIRECT
-	-	-	-	-	1,391	DOD GUARANTY
100	100	100	124	200	879	GUYANA
100	100	100	124	200	879	PAYMENT WAIVED
650	300	300	-	300	8,873	HAITI
650	300	300	-	300	6,773	PAYMENT WAIVED
-	-	-	-	-	2,100	DOD GUARANTY
-	-	-	-	-	109,810	HONDURAS
-	-	-	-	-	57,380	PAYMENT WAIVED
-	-	-	-	-	3,000	DOD DIRECT
-	-	-	-	-	49,430	DOD GUARANTY
450	475	500	584	600	11,709	JAMAICA
450	475	500	584	600	9,122	PAYMENT WAIVED
-	-	-	-	-	2,587	DOD GUARANTY
-	-	-	-	-	4,298	MEXICO
-	-	-	-	-	4,298	DOD DIRECT
-	-	-	-	500	8,500	NICARAGUA
-	-	-	-	500	500	PAYMENT WAIVED
-	-	-	-	-	8,000	DOD GUARANTY
-	590	-	-	-	22,918	PANAMA
-	590	-	-	-	590	PAYMENT WAIVED
-	-	-	-	-	3,828	DOD DIRECT
-	-	-	-	-	18,500	DOD GUARANTY

TOTALS MAY NOT ADD DUE TO ROUNDING

* LESS THAN \$500

FOREIGN MILITARY FINANCING PROGRAM (CONTINUED)

(DOLLARS IN THOUSANDS)

	<u>FY 1950</u> <u>FY 1992</u>	<u>FY 1993</u>	<u>FY 1994</u>	<u>FY 1995</u>	<u>FY 1996</u>	<u>FY 1997</u>
<u>WESTERN HEMISPHERE (CONTINUED)</u>						
PARAGUAY	957	-	-	-	-	-
PAYMENT WAIVED	250	-	-	-	-	-
DOD DIRECT	318	-	-	-	-	-
DOD GUARANTY	389	-	-	-	-	-
PERU	131,540	-	-	-	-	-
DOD DIRECT	28,978	-	-	-	-	-
DOD GUARANTY	102,562	-	-	-	-	-
PERU - INTL NARC	6,879 B/	-	-	-	-	-
PAYMENT WAIVED	6,879	-	-	-	-	-
ST KITTS AND NEVIS	1,500	190	37	40	50	100
PAYMENT WAIVED	1,500	190	37	40	50	100
ST LUCIA	1,500	610	168	40	50	100
PAYMENT WAIVED	1,500	610	168	40	50	100
ST VINCENT + GREN.	1,500	80	37	40	50	100
PAYMENT WAIVED	1,500	80	37	40	50	100
SURINAME	-	-	-	-	75	-
PAYMENT WAIVED	-	-	-	-	75	-
TRINIDAD + TOBAGO	1,650	550	100	95	300	285
PAYMENT WAIVED	1,650	550	100	95	300	285
URUGUAY	18,349	-	-	-	-	-
PAYMENT WAIVED	-	-	-	-	-	-
DOD DIRECT	8,349	-	-	-	-	-
DOD GUARANTY	10,000	-	-	-	-	-
VENEZUELA	124,551	-	-	-	-	-
DOD DIRECT	95,751	-	-	-	-	-
DOD GUARANTY	28,800	-	-	-	-	-
NON REGIONAL	85,079	26,156	23,491	22,145	23,250	23,183
PAYMENT WAIVED	85,079	25,956	23,491	22,145	23,250	23,183
DOD DIRECT	-	200	-	-	-	-
FMF ADMIN COSTS	85,079	26,156	23,491	22,145	23,250	23,183
PAYMENT WAIVED	85,079	25,956	23,491	22,145	23,250	23,183
DOD DIRECT	-	200	-	-	-	-

TOTALS MAY NOT ADD DUE TO ROUNDING

* LESS THAN \$500

FOREIGN MILITARY FINANCING PROGRAM (CONTINUED)

(DOLLARS IN THOUSANDS)

<u>FY 1998</u>	<u>FY 1999</u>	<u>FY 2000</u>	<u>FY 2001</u>	<u>FY 2002</u>	<u>FY 1950</u> <u>FY 2002</u>	
-	-	-	597	-	1,554	PARAGUAY
-	-	-	597	-	847	PAYMENT WAIVED
-	-	-	-	-	318	DOD DIRECT
-	-	-	-	-	389	DOD GUARANTY
-	-	-	-	-	131,540	PERU
-	-	-	-	-	28,978	DOD DIRECT
-	-	-	-	-	102,562	DOD GUARANTY
-	-	-	-	-	6,879	PERU - INTL NARC
-	-	-	-	-	6,879	PAYMENT WAIVED
130	155	125	260	260	2,847	ST KITTS AND NEVIS
130	155	125	260	260	2,847	PAYMENT WAIVED
160	195	165	275	275	3,538	ST LUCIA
160	195	165	275	275	3,538	PAYMENT WAIVED
110	130	125	170	170	2,512	ST VINCENT + GREN.
110	130	125	170	170	2,512	PAYMENT WAIVED
-	-	-	-	150	225	SURINAME
-	-	-	-	150	225	PAYMENT WAIVED
290	225	250	300	300	4,345	TRINIDAD + TOBAGO
290	225	250	300	300	4,345	PAYMENT WAIVED
800	800	300	-	1,000	21,249	URUGUAY
800	800	300	-	1,000	2,900	PAYMENT WAIVED
-	-	-	-	-	8,349	DOD DIRECT
-	-	-	-	-	10,000	DOD GUARANTY
-	-	-	-	-	124,551	VENEZUELA
-	-	-	-	-	95,751	DOD DIRECT
-	-	-	-	-	28,800	DOD GUARANTY
-	-	-	-	-	203,304	NON REGIONAL
-	-	-	-	-	203,104	PAYMENT WAIVED
-	-	-	-	-	200	DOD DIRECT
-	-	-	-	-	203,304	FMP ADMIN COSTS
-	-	-	-	-	203,104	PAYMENT WAIVED
-	-	-	-	-	200	DOD DIRECT

TOTALS MAY NOT ADD DUE TO ROUNDING

* LESS THAN \$500

FOREIGN MILITARY FINANCING PROGRAM (CONTINUED)

(DOLLARS IN THOUSANDS)

	FY 1950 FY 1992	FY 1993	FY 1994	FY 1995	FY 1996	FY 1997
INTERNATL. ORG. AND VARIOUS	24,102	500	850	2,370	1,400	-
PAYMENT WAIVED	992	500	850	2,370	1,400	-
DOD DIRECT	23,110	-	-	-	-	-

A/ P.L. 101-513, SECTION 515(B), DATED NOVEMBER 5, 1990, DEOBLIGATED/REOBLIGATED FOREIGN MILITARY FINANCING GRANT AND DIRECT LOAN FUNDS AS FOLLOWS: SUDAN \$3,022,790.00 IN FY 1982; MALAWI \$700 THOUSAND IN FY 1990, FOR A TOTAL OF \$3,722,790.00 IN GRANT DEOBLIGATIONS. THESE GRANT FUNDS WERE REOBLIGATED IN FY 1991 TO THE FOLLOWING COUNTRIES: NIGER \$1,022,790.00; SENEGAL \$2.0 MILLION; SIERRA LEONE \$700 THOUSAND. DIRECT LOANS WERE DEOBLIGATED AS FOLLOWS: MALAYSIA \$4.0 MILLION IN FY 1985, \$1.484 MILLION IN FY 1986; PHILIPPINES \$15.0 MILLION IN FY 1985, \$14.355 MILLION IN FY 1986; TUNISIA \$15.161 MILLION IN FY 1986, FOR A TOTAL OF \$50.0 MILLION. THESE DIRECT LOAN FUNDS WERE REOBLIGATED TO TURKEY IN FY 1991.

B/ P.L. 102-391, DATED OCTOBER 6, 1992, RESCINDED A TOTAL OF \$45.75 MILLION OF FOREIGN MILITARY FINANCING AND MAP MERGER FUNDS. FOREIGN MILITARY FINANCING GRANT FUNDS WERE RESCINDED IN FY 1991 AS FOLLOWS: EQUATORIAL GUINEA \$390 THOUSAND; MALAWI \$2.2 MILLION; PERU INTL NARC \$11,538,261.23; PHILIPPINES \$11,457,429.85, FOR A TOTAL OF \$25.585 MILLION.

C/ EXCLUDES \$50 MILLION FOR ISRAEL ANTI-TERRORISM AND \$6.5 MILLION FOR DEMINING TRANSFERRED FROM THE NONPROLIFERATION, ANTI-TERRORISM, DEMINING AND RELATED PROGRAMS APPROPRIATION TO THE FOREIGN MILITARY FINANCING APPROPRIATION PURSUANT TO THE FY 1997 FOREIGN ASSISTANCE APPROPRIATIONS ACT, P.L.104-208. EXCLUDES \$2.4 MILLION FOR DEMINING TRANSFERRED FROM THE NONPROLIFERATION, ANTI-TERRORISM, DEMINING AND RELATED PROGRAMS APPROPRIATION TO THE FOREIGN MILITARY FINANCING APPROPRIATIONS PURSUANT TO THE FY 1998 FOREIGN ASSISTANCE APPROPRIATIONS ACT, P.L.105-118.

D/ IN FY 1994, P.L. 103-211 RESCINDED \$91,721 THOUSAND OF FOREIGN MILITARY FINANCING AND MAP MERGER FUNDS INVOLVING 29 COUNTRIES AND INTERNATIONAL ORGANIZATIONS AS FOLLOWS: FOREIGN MILITARY FINANCING FUNDS OF \$90,282 THOUSAND AND MAP MERGER FUNDS OF \$439 THOUSAND. SECDEF MESSAGE DTG 261745Z APRIL 1994, SUBJECT: FY 1994 FOREIGN MILITARY FINANCING (FMF) RESCISSION, PROVIDES DETAILS REGARDING COUNTRIES AND FISCAL YEARS AFFECTED BY THIS RESCISSION.

E/ INCLUDES \$1.5 BILLION FOR EGYPT AND \$2.2 BILLION FOR ISRAEL AUTHORIZED BY P.L. 36-38 (SUPPLEMENTAL APPROPRIATIONS ACT, JULY 25, 1979).

F/ INCLUDES \$500.0 MILLION AUTHORIZED BY P.L. 91-441 AND APPROPRIATED BY P.L. 91-665 (SUPPLEMENTAL APPROPRIATIONS ACT, JANUARY 8, 1971) AND \$2,182,664 THOUSAND PURSUANT TO P.L. 93-199 (EMERGENCY SECURITY ASSISTANCE ACT, DECEMBER 26, 1973).

G/ EXCLUDES \$13.0 MILLION OF FY 1991 GRANTS ORIGINALLY ALLOCATED TO EL SALVADOR WHICH WERE TRANSFERRED TO THE FUND FOR CEASE-FIRE MONITORING, DEMOBILIZATION, AND TRANSITION TO PEACE PURSUANT TO SECTION 531(F) OF P.L. 101-513.

TOTALS MAY NOT ADD DUE TO ROUNDING

* LESS THAN \$500

FOREIGN MILITARY FINANCING PROGRAM (CONTINUED)

(DOLLARS IN THOUSANDS)

<u>FY 1998</u>	<u>FY 1999</u>	<u>FY 2000</u>	<u>FY 2001</u>	<u>FY 2002</u>	<u>FY 1950</u> <u>FY 2002</u>	
-	-	-	100	-	29,322	<u>INTERNATL. ORG. AND VARIOUS</u>
-	-	-	100	-	6,212	<u>PAYMENT WAIVED</u>
-	-	-	-	-	23,110	<u>DOD DIRECT</u>

TOTALS MAY NOT ADD DUE TO ROUNDING

PAGE 61

* LESS THAN \$500

AS OF 30 SEP 02

COMMERCIAL EXPORTS LICENSED UNDER ARMS EXPORT CONTROL ACT

(DOLLARS IN THOUSANDS)

	FY 1950 FY 1992	FY 1993	FY 1994	FY 1995	FY 1996	FY 1997
WORLDWIDE	61,357,559	3,808,085	3,339,128	3,172,773	1,562,704	1,818,273
EAST ASIA AND PACIFIC	19,075,597	870,094	814,704	1,054,284	597,902	718,846
AUSTRALIA	2,250,027	136,150	28,842	60,539	56,702	61,484
BRUNEI	17,727	294	21	20,325	1,007	20,906
CAMBODIA	5	-	-	-	-	39
CANTON & ENDERBURY I	6	-	-	-	-	-
CHINA	186,255	-	66	200	204	111
FIJI	906	*	679	10	11	-
FRENCH POLYNESIA(FR)	607	65	1	11,031	4	1
HONG KONG	214,815	1,255	771	1,018	1,525	284
INDONESIA	245,643	4,025	9,335	8,185	10,883	4,442
JAPAN	9,046,073	220,064	379,550	744,937	373,423	249,298
KIRIBATI (GILBERT IS)	3,396	-	-	-	-	-
KOREA (SEOUL)	2,866,229	121,794	88,724	61,574	85,356	47,079
LAOS	4	-	-	-	-	-
MACAU	449	77	178	54	20	49
MALAYSIA	531,848	7,458	6,311	11,813	8,644	34,790
MYANMAR	19,472	-	-	-	-	-
NAURU	236	-	-	-	-	-
NEW CALEDONIA (FR)	3,338	52	33	11	20	8
NEW ZEALAND	240,354	1,866	2,070	4,627	4,688	7,525
NIUE	107	-	-	-	-	-
NORFOLK ISLAND(AUST)	*	-	-	-	-	-
PAPUA NEW GUINEA	2,433	234	14	-	204	1
PITCAIRN (UK)	*	-	-	-	-	-
REP OF PHILIPPINES	135,196	723	1,329	1,706	2,308	559
SINGAPORE	910,178	16,437	14,880	40,038	10,889	12,215
SOLOMON ISLANDS	135	-	-	169	-	74
TAIWAN	1,813,701	346,026	261,869	27,760	20,392	261,136
THAILAND	586,300	13,570	20,027	60,277	21,574	18,846
TOKELAU	18	-	-	-	-	-
TONGA	44	3	-	-	46	-
TUVALU	9	-	-	-	-	-
VANUATU	15	-	-	-	-	-
VIETNAM	66	-	4	10	-	*
WESTERN SAMOA	4	-	-	-	-	-
NEAR EAST AND SOUTH ASIA	11,652,751	145,787	193,661	111,912	86,287	42,263
AFGHANISTAN	597	-	-	-	-	-
ALGERIA	101,124	368	2,774	9,055	20	37
BAHRAIN	24,348	85	1,370	1,853	616	98
BANGLADESH	16,770	200	196	224	224	342
BHUTAN	240	-	-	-	-	-
BR INDIAN OCEAN TERR	353	-	-	-	-	-
EGYPT	983,576	18,684	9,610	10,264	3,523	5,009

TOTALS MAY NOT ADD DUE TO ROUNDING

* LESS THAN \$500

COMMERCIAL EXPORTS LICENSED UNDER ARMS EXPORT CONTROL ACT

(DOLLARS IN THOUSANDS)

<u>FY 1998</u>	<u>FY 1999</u>	<u>FY 2000</u>	<u>FY 2001</u>	<u>FY 2002</u>	<u>FY 1950</u> <u>FY 2002</u>	
2,044,935	654,253	477,639	821,151	340,851	79,056,500	WORLDWIDE
618,427	186,535	106,931	143,171	190,817	24,377,307	EAST ASIA AND PACIFIC
71,076	18,650	10,923	21,655	3,429	2,719,478	AUSTRALIA
21,369	337	45	2	-	82,033	BRUNEI
-	-	-	-	-	44	CAMBODIA
-	-	-	-	-	6	CANTON & ENDERBURY I
389	-	-	-	-	187,226	CHINA
-	-	-	-	-	1,606	FIJI
-	-	-	-	-	11,710	FRENCH POLYNESIA (FR)
1,388	1,103	393	783	384	223,718	HONG KONG
4,349	630	-	63	20	287,575	INDONESIA
249,498	118,542	64,663	66,715	29,788	11,542,550	JAPAN
-	-	-	-	-	3,396	KIRIBATI (GILBERT IS)
60,105	10,711	10,946	15,476	18,024	3,386,019	KOREA (SEOUL)
-	-	-	-	-	4	LAOS
30	74	2	-	-	933	MACAU
2,900	2,811	349	1,201	764	608,889	MALAYSIA
-	-	-	-	-	19,472	MYANMAR
-	-	2	-	-	238	NAURU
16	2	29	-	-	3,510	NEW CALEDONIA (FR)
6,766	2,130	284	308	45	270,663	NEW ZEALAND
-	-	-	-	-	107	NIUE
-	-	-	-	-	*	NORFOLK ISLAND (AUST)
76	58	28	-	-	3,049	PAPUA NEW GUINEA
-	-	-	-	-	*	PITCAIRN (UK)
1,583	815	867	53	292	145,431	REP OF PHILIPPINES
3,087	10,873	2,172	4,285	1,394	1,026,447	SINGAPORE
74	-	-	-	-	452	SOLOMON ISLANDS
173,055	15,500	15,392	29,127	134,864	3,098,822	TAIWAN
22,666	4,299	836	3,503	1,813	753,710	THAILAND
-	-	-	-	-	18	TOKELAU
-	-	-	-	-	94	TONGA
-	-	-	-	-	9	TUVALU
-	-	-	-	-	15	VANUATU
-	-	-	-	-	80	VIETNAM
-	-	-	-	-	4	WESTERN SAMOA
39,400	20,096	35,321	15,592	6,460	12,349,530	NEAR EAST AND SOUTH ASIA
-	-	-	-	-	597	AFGHANISTAN
375	-	-	368	-	114,121	ALGERIA
122	152	22	342	11	29,019	BAHRAIN
3,256	181	95	285	-	21,774	BANGLADESH
-	-	-	-	-	240	BHUTAN
-	-	-	-	-	353	BR INDIAN OCEAN TERR
2,395	623	3,796	923	42	1,038,445	EGYPT

TOTALS MAY NOT ADD DUE TO ROUNDING

* LESS THAN \$500

COMMERCIAL EXPORTS LICENSED UNDER ARMS EXPORT CONTROL ACT (CONTINUED)

(DOLLARS IN THOUSANDS)

	FY 1950 FY 1992	FY 1993	FY 1994	FY 1995	FY 1996	FY 1997
<u>NEAR EAST AND SOUTH ASIA (CONTINUED)</u>						
INDIA	363,571	10,440	97,367	-	-	-
IRAN	670,767	-	-	-	-	-
IRAQ	4,624	-	-	-	-	-
ISRAEL	6,227,299	41,799	33,968	34,706	13,098	12,819
JORDAN	344,265	1,322	1,010	1,911	3,972	873
KUWAIT	86,490	1,703	1,362	7,736	3,730	287
LEBANON	19,081	954	808	548	322	808
LIBYA	31,318	-	-	-	-	-
MALDIVES	571	36	40	12	-	-
MOROCCO	146,533	479	8,580	1,790	173	354
NEPAL	148	-	98	58	37	1,139
OMAN	42,736	1,709	1,272	1,575	963	236
PAKISTAN	385,405	4,789	1,781	6,286	4,224	2,223
QATAR	19,940	530	1,531	973	596	306
SAUDI ARABIA	1,893,894	53,185	7,746	27,110	48,367	12,121
SRI LANKA	7,572	332	249	694	1,010	659
SYRIA	1,529	-	-	-	-	-
TUNISIA	109,740	480	142	599	423	733
UNITED ARAB EMIRATES	-	-	-	-	-	-
UNITED ARAB EMIRATES	168,931	8,682	22,919	6,344	4,991	3,524
YEMEN	1,325	12	838	171	-	693
<u>EUROPE</u>	<u>21,905,751</u>	<u>525,518</u>	<u>757,528</u>	<u>558,141</u>	<u>432,006</u>	<u>358,593</u>
ALBANIA	279	-	-	1	-	-
ANDORRA	176	2	-	5	-	-
AUSTRIA	100,257	1,142	2,749	2,852	2,748	1,148
AZERBAIJAN	-	-	-	-	38	-
BELGIUM	1,286,095	21,212	10,466	6,330	16,607	13,652
BOSNIA-HERZEGOVINA	-	-	-	-	45	-
BULGARIA	519	3	9	3	5	-
CROATIA	-	-	-	1	103	59
CYPRUS	3,035	399	309	404	149	68
CZECH REPUBLIC	46	38	849	546	230	258
CZECHOSLOVAKIA	319	108	-	-	-	-
DENMARK	318,019	32,262	25,716	2,054	26,120	4,216
ESTONIA	-	-	165	333	19	-
FAEROE ISLANDS	3	-	-	-	-	-
FINLAND	91,429	4,996	99,569	931	2,736	1,307
FRANCE	1,360,676	18,332	96,634	98,099	119,738	8,179
GEORGIA	-	-	-	-	66	66
GERMANY	3,829,146	115,440	238,993	36,386	38,662	28,820
GIBRALTAR (UK)	96	-	-	-	-	-
GREECE	1,759,655	5,366	4,152	16,159	3,667	2,450
HUNGARY	981	609	94	83	29	6

TOTALS MAY NOT ADD DUE TO ROUNDING

* LESS THAN \$500

COMMERCIAL EXPORTS LICENSED UNDER ARMS EXPORT CONTROL ACT (CONTINUED)

(DOLLARS IN THOUSANDS)

<u>FY 1998</u>	<u>FY 1999</u>	<u>FY 2000</u>	<u>FY 2001</u>	<u>FY 2002</u>	<u>FY 1950</u> <u>FY 2002</u>	
-	-	-	-	-	471,378	INDIA
-	-	-	-	-	670,767	IRAN
-	-	-	-	-	4,624	IRAQ
11,508	4,228	26,287	4,019	1,427	6,411,159	ISRAEL
330	169	64	53	24	353,994	JORDAN
4,305	3,937	25	82	68	109,726	KUWAIT
778	62	127	95	-	23,582	LEBANON
-	-	-	-	-	31,318	LIBYA
43	-	-	-	-	702	MALDIVES
1,617	14	20	556	180	160,296	MOROCCO
20	11	73	-	-	1,585	NEPAL
199	665	37	176	2	49,570	OMAN
346	-	-	-	-	405,054	PAKISTAN
323	682	1,795	-	-	26,676	QATAR
11,714	7,581	1,909	1,028	530	2,065,184	SAUDI ARABIA
294	150	-	3,467	6	14,432	SRI LANKA
-	-	-	-	-	1,529	SYRIA
184	242	136	590	190	113,459	TUNISIA
1,591	1,399	935	3,608	3,979	11,512	UNITED ARAB EMIRATES
-	-	-	-	-	215,391	UNITED ARAB EMIRATES
-	-	-	-	1	3,040	YEMEN
919,413	192,081	168,621	144,180	94,990	26,056,821	EUROPE
-	-	-	-	-	280	ALBANIA
1	-	12	-	-	196	ANDORRA
2,606	786	539	548	57	115,433	AUSTRIA
-	-	-	-	-	38	AZERBAIJAN
9,118	5,766	4,188	3,683	19	1,377,137	BELGIUM
-	-	-	-	-	45	BOSNIA-HERZEGOVINA
15	721	523	-	-	1,799	BULGARIA
-	751	-	-	10	923	CROATIA
2	13	-	-	-	4,379	CYPRUS
76	37,571	23,300	32,058	11,052	106,024	CZECH REPUBLIC
-	-	-	-	-	427	CZECHOSLOVAKIA
3,991	1,215	522	585	50	414,751	DENMARK
*	-	-	-	3	521	ESTONIA
-	-	-	1	-	4	FAEROE ISLANDS
139,408	16,203	469	1,802	60	358,910	FINLAND
18,646	6,874	6,330	7,319	12,597	1,753,425	FRANCE
-	-	625	-	-	757	GEORGIA
41,403	12,032	7,728	8,777	17,543	4,374,931	GERMANY
-	-	-	-	-	96	GIBRALTAR (UK)
13,626	32,044	2,647	1,511	56	1,841,333	GREECE
30	39	4	-	-	1,875	HUNGARY

TOTALS MAY NOT ADD DUE TO ROUNDING

* LESS THAN \$500

COMMERCIAL EXPORTS LICENSED UNDER ARMS EXPORT CONTROL ACT (CONTINUED)

(DOLLARS IN THOUSANDS)

	FY 1950 FY 1992	FY 1993	FY 1994	FY 1995	FY 1996	FY 1997
EUROPE (CONTINUED)						
ICELAND	1,233	4	21	5	17	12
IRELAND	8,007	346	687	471	3,288	62
ITALY	2,627,349	34,679	53,196	37,566	33,923	16,797
KAZAKHSTAN	-	-	3	55	6,559	51
LATVIA	-	-	-	6	2	-
LIECHTENSTEIN	118	7	2	-	-	-
LITHUANIA	-	-	*	-	5	-
LUXEMBOURG	105,391	3,050	111	338	1,388	475
MACEDONIA (FYROM)	-	-	-	-	16	-
MALTA	236	57	5	61	-	-
MOLDOVA	-	-	-	13	2	-
MONACO	285	47	-	8	2	17
NETHERLANDS	1,211,578	7,861	5,730	6,148	9,992	17,377
NORWAY	675,699	13,914	42,625	9,980	5,803	11,415
POLAND	824	88	661	100	914	195
PORTUGAL	172,777	3,151	1,897	2,491	6,720	970
ROMANIA	5,152	-	11	30	654	18,522
RUSSIA	17	75	526	7,079	2,132	285
SAN MARINO	6	-	-	-	-	-
SLOVAKIA	273	22	30	117	230	98
SLOVENIA	-	-	141	-	8	150
SPAIN	970,747	50,190	19,695	36,328	14,961	15,175
SVALBARD & JAN MAYEN	3,543	-	-	-	-	-
SWEDEN	792,919	6,163	14,109	5,571	20,687	12,399
SWITZERLAND	910,140	1,847	10,219	3,688	5,976	2,018
TURKEY	938,205	122,481	14,824	176,764	71,705	107,113
TURKMENISTAN	-	-	*	-	*	-
UKRAINE	-	-	6	35	9	5
UNION OF SOV SOC REP	21	-	-	-	-	-
UNITED KINGDOM	4,595,939	81,625	113,322	107,095	36,049	95,222
UZBEKISTAN	-	-	-	4	-	6
YUGOSLAVIA	134,557	-	-	-	-	-
AFRICA	317,591	1,721	525	3,645	7,264	5,030
ANGOLA	82	8	19	10	-	12
BENIN	1	34	-	-	1	-
BOTSWANA	33,215	16	1	27	175	78
BURKINA FASO	1,093	-	-	-	-	2
BURUNDI	562	-	-	38	9	-
CAMEROON	17,733	-	*	18	5	-
CAPE VERDE	1	-	-	-	-	-
CENTRAL AFRICAN REP	96	-	-	-	-	-
CHAD	25,283	-	-	-	-	-
COMOROS	17	-	-	-	-	-

TOTALS MAY NOT ADD DUE TO ROUNDING

* LESS THAN \$500

COMMERCIAL EXPORTS LICENSED UNDER ARMS EXPORT CONTROL ACT (CONTINUED)

(DOLLARS IN THOUSANDS)

<u>FY 1998</u>	<u>FY 1999</u>	<u>FY 2000</u>	<u>FY 2001</u>	<u>FY 2002</u>	<u>FY 1950</u> <u>FY 2002</u>	
8	5	1	1	-	1,308	ICELAND
209	394	212	217	-	13,893	IRELAND
20,799	6,346	5,627	10,131	3,682	2,850,095	ITALY
-	-	-	-	-	6,668	KAZAKHSTAN
-	-	-	-	-	8	LATVIA
-	-	-	120	-	247	LIECHTENSTEIN
-	-	-	-	-	6	LITHUANIA
611	297	292	293	-	112,245	LUXEMBOURG
-	-	46	120	-	182	MACEDONIA (FYROM)
1	-	-	-	-	361	MALTA
-	-	-	-	-	15	MOLDOVA
4	2	-	-	-	365	MONACO
10,144	4,703	3,085	5,252	3,885	1,285,756	NETHERLANDS
3,716	1,841	897	1,954	868	768,712	NORWAY
195	546	921	358	32	4,835	POLAND
1,509	819	11,912	1,711	374	204,332	PORTUGAL
49	189	169	8	143	24,927	ROMANIA
12	34	-	51	-	10,212	RUSSIA
-	-	-	-	-	6	SAN MARINO
-	-	-	47	-	818	SLOVAKIA
5	797	-	-	-	1,101	SLOVENIA
16,529	4,299	4,443	6,040	1,131	1,139,537	SPAIN
-	-	-	-	-	3,543	SVALBARD & JAN MAYEN
15,177	12,657	21,625	5,610	6,249	913,166	SWEDEN
3,737	2,352	1,282	1,647	1,047	943,952	SWITZERLAND
567,150	7,751	36,464	27,196	17,227	2,086,880	TURKEY
-	-	625	-	-	625	TURKMENISTAN
-	-	-	-	-	55	UKRAINE
-	-	-	-	-	21	UNION OF SOV SOC REP
50,636	35,034	34,133	27,140	18,905	5,195,101	UNITED KINGDOM
-	-	-	-	-	10	UZBEKISTAN
-	-	-	-	-	134,557	YUGOSLAVIA
1,819	242	921	2,223	823	341,804	AFRICA
1	-	-	-	-	133	ANGOLA
-	-	-	-	-	35	BENIN
650	10	226	429	785	35,612	BOTSWANA
1	-	-	-	-	1,096	BURKINA FASO
-	-	-	-	-	610	BURUNDI
18	1	-	-	-	17,775	CAMEROON
-	-	-	-	-	1	CAPE VERDE
-	-	-	-	-	96	CENTRAL AFRICAN REP
-	-	-	-	-	25,283	CHAD
-	-	-	-	-	17	COMOROS

TOTALS MAY NOT ADD DUE TO ROUNDING

* LESS THAN \$500

COMMERCIAL EXPORTS LICENSED UNDER ARMS EXPORT CONTROL ACT (CONTINUED)

(DOLLARS IN THOUSANDS)

	FY 1950 FY 1992	FY 1993	FY 1994	FY 1995	FY 1996	FY 1997
<u>AFRICA (CONTINUED)</u>						
CONGO (BRAZZAVILLE)	124	-	29	3	-	-
CONGO (KINSHASA)	6,613	-	-	-	-	-
DJIBOUTI	4,199	*	-	-	-	-
EQUATORIAL GUINEA	*	-	-	-	-	-
ERITREA	-	-	-	341	-	7
ETHIOPIA	3,856	-	156	92	-	10
GABON	5,377	52	3	1	12	9
GAMBIA	387	-	-	16	-	-
GHANA	992	35	-	6	-	3,284
GUINEA	709	-	-	-	-	-
GUINEA-BISSAU	33	-	-	-	-	-
IVORY COAST	1,419	3	8	7	16	13
KENYA	20,957	218	23	419	19	128
LESOTHO	33	-	-	-	-	-
LIBERIA	2,559	-	-	-	-	-
MADAGASCAR	809	-	*	-	-	-
MALAWI	11	-	-	-	-	-
MALI	37	1	-	1	-	-
MAURITANIA	705	-	-	-	85	-
MAURITIUS	588	-	4	225	7	2
MOZAMBIQUE	1,274	*	-	-	-	-
NAMIBIA	1,394	240	16	38	6	194
NIGER	3,898	27	2	1	1	1
NIGERIA	115,699	1,001	14	25	3,318	*
REUNION (FR)	109	-	-	-	-	-
RWANDA	10	-	-	-	-	-
SENEGAL	873	-	27	-	-	14
SEYCHELLES	42	-	-	-	-	-
SIERRA LEONE	82	-	-	-	-	-
SOMALIA	2,163	-	-	-	-	-
SOUTH AFRICA	26,937	-	132	1,209	1,863	1,161
ST HELENA (UK)	1	-	-	-	-	-
SUDAN	15,859	-	-	-	-	-
SWAZILAND	126	-	-	-	-	-
TANZANIA	3,732	1	2	2	3	69
TOGO	1,660	20	-	-	50	-
UGANDA	10,668	20	18	1	63	-
WESTERN SAHARA	21	-	-	-	-	-
ZAMBIA	3,111	21	16	1,093	1,595	3
ZIMBABWE	2,441	25	52	71	36	45
<u>WESTERN HEMISPHERE</u>	<u>4,461,091</u>	<u>44,806</u>	<u>235,653</u>	<u>490,612</u>	<u>161,467</u>	<u>56,334</u>
ANGUILLA	205	6	-	-	-	-
ANTIGUA & BARBUDA	80	1	-	1	1	-

TOTALS MAY NOT ADD DUE TO ROUNDING

* LESS THAN \$500

COMMERCIAL EXPORTS LICENSED UNDER ARMS EXPORT CONTROL ACT (CONTINUED)

(DOLLARS IN THOUSANDS)

<u>FY 1998</u>	<u>FY 1999</u>	<u>FY 2000</u>	<u>FY 2001</u>	<u>FY 2002</u>	<u>FY 1950</u> <u>FY 2002</u>	
-	-	-	-	-	156	AFRICA (CONTINUED)
-	-	-	-	-	6,613	CONGO (BRAZZAVILLE)
-	-	-	-	-	4,199	CONGO (KINSHASA)
-	-	-	-	-	*	DJIBOUTI
7	-	-	-	-	356	EQUATORIAL GUINEA
-	-	-	-	-	4,115	ERITREA
-	-	-	280	8	5,741	ETHIOPIA
-	-	-	-	-	403	GABON
1	-	-	-	-	4,318	GAMBIA
-	-	-	-	-	709	GHANA
-	-	-	-	-	33	GUINEA
-	-	-	-	-	1,465	GUINEA-BISSAU
68	5	300	20	-	22,158	IVORY COAST
-	-	-	-	-	33	KENYA
-	-	-	-	-	2,559	LESOTHO
*	-	-	-	-	809	LIBERIA
-	-	-	-	-	11	MADAGASCAR
-	-	-	-	-	38	MALAWI
-	-	-	-	-	790	MALI
-	-	4	-	-	831	MAURITANIA
-	-	-	-	-	1,274	MAURITIUS
22	-	28	-	-	1,938	MOZAMBIQUE
1	-	-	-	-	3,930	NAMIBIA
-	-	2	58	8	120,125	NIGER
-	-	-	-	-	109	NIGERIA
-	-	-	-	-	10	REUNION (FR)
4	-	-	-	-	918	RWANDA
-	-	-	-	-	42	SENEGAL
-	-	-	-	-	82	SEYCHELLES
-	-	-	-	-	2,163	SIERRA LEONE
915	176	240	740	22	33,394	SOMALIA
-	-	-	-	-	1	SOUTH AFRICA
-	-	-	-	-	15,859	ST HELENA (UK)
-	-	-	-	-	126	SUDAN
58	48	-	-	-	3,915	SWAZILAND
-	-	-	-	-	1,729	TANZANIA
-	-	-	-	-	10,771	TOGO
-	-	-	-	-	21	UGANDA
*	-	-	696	-	6,535	WESTERN SAHARA
72	2	121	-	-	2,865	ZAMBIA
71,411	58,980	43,921	293,357	22,309	5,939,942	ZIMBABWE
-	-	-	2	2	215	WESTERN HEMISPHERE
8	177	1	-	-	269	ANGUILLA
						ANTIGUA & BARBUDA

TOTALS MAY NOT ADD DUE TO ROUNDING

* LESS THAN \$500

COMMERCIAL EXPORTS LICENSED UNDER ARMS EXPORT CONTROL ACT (CONTINUED)

(DOLLARS IN THOUSANDS)

	FY 1950 FY 1992	FY 1993	FY 1994	FY 1995	FY 1996	FY 1997
WESTERN HEMISPHERE (CONTINUED)						
ARGENTINA	183,000	1,353	19,219	1,888	2,169	2,743
ARUBA	-	7	5	5	11	-
BAHAMAS	4,895	202	17	-	25	2
BARBADOS	1,086	20	33	67	39	23
BELIZE	828	17	29	41	38	27
BERMUDA	2,804	13	83	22	10	7
BOLIVIA	10,617	86	113	8,535	1,098	130
BR VIRGIN ISLAND (UK)	364	-	3	-	1	4
BRAZIL	376,661	6,974	124,123	5,730	3,629	8,726
CANADA	1,824,153	3,158	15,719	884	211	1,201
CAYMAN ISLANDS (UK)	1,912	15	8	17	-	3
CHILE	17,132	3,405	1,404	2,446	1,365	1,513
COLOMBIA	107,110	10,808	2,341	8,943	6,623	11,809
COSTA RICA	12,904	301	379	610	332	226
DOMINICA	1,121	1	1	*	-	-
DOMINICAN REPUBLIC	10,135	637	1,952	95	72	104
ECUADOR	70,727	1,653	529	3,503	2,072	1,864
EL SALVADOR	12,761	109	1,944	641	2,498	666
FALKLAND ISLANDS (UK)	414	-	-	-	-	-
FRENCH GUIANA (FR)	826,111	355	6,424	2,295	110,983	15,418
GREENLAND (DEN)	43	-	-	27	-	14
GRENADA	77	12	*	-	-	10
GUADELOUPE (FR)	32	-	-	-	-	-
GUATEMALA	16,459	21	1,496	445,182	40	313
GUYANA	16,911	5	85	44	14	26
HAITI	2,760	-	-	489	87	55
HONDURAS	17,949	152	344	437	172	30
JAMAICA	4,946	215	455	124	65	81
MARTINIQUE (FR)	34	-	4	-	-	-
MEXICO	245,353	11,459	54,479	1,990	13,505	3,737
MONTserrat (UK)	17	-	-	-	3	-
NETH ANTILLES (NE)	2,862	64	48	*	18	40
NICARAGUA	4,515	43	1,255	-	11	78
PANAMA	55,295	410	354	455	37	2,208
PARAGUAY	29,722	172	55	233	11,367	28
PERU	140,366	594	203	2,643	1,345	128
ST KITTS AND NEVIS	3	12	1	1	5	3
ST LUCIA	50	-	5	8	4	13
ST PIERRE + MIQUELON	2	-	-	-	-	-
ST VINCENT + GREN.	13	-	-	105	1	2
SURINAME	463	1	1	61	94	6
TRINIDAD + TOBAGO	4,572	49	117	1,574	42	102
TURKS & CAICOS (UK)	62	-	3	*	-	-
URUGUAY	9,272	808	517	218	168	146

TOTALS MAY NOT ADD DUE TO ROUNDING

* LESS THAN \$500

COMMERCIAL EXPORTS LICENSED UNDER ARMS EXPORT CONTROL ACT (CONTINUED)

(DOLLARS IN THOUSANDS)

<u>FY 1998</u>	<u>FY 1999</u>	<u>FY 2000</u>	<u>FY 2001</u>	<u>FY 2002</u>	<u>FY 1950</u> <u>FY 2002</u>	<u>WESTERN HEMISPHERE (CONTINUED)</u>
1,312	485	1,064	257,185	48	470,467	ARGENTINA
15	-	-	-	-	43	ARUBA
1	1,658	41	-	-	6,841	BAHAMAS
15	9	-	2	-	1,295	BARBADOS
208	-	25	-	41	1,254	BELIZE
-	-	-	-	-	2,940	BERMUDA
684	-	14	414	3	21,694	BOLIVIA
-	-	288	-	-	660	BR VIRGIN ISLAND (UK)
6,530	1,831	2,034	3,247	1,273	540,758	BRAZIL
1,551	1,758	25,016	17,489	7,805	1,898,948	CANADA
7	-	5	-	-	1,967	CAYMAN ISLANDS (UK)
3,333	2,096	2,405	1,472	1,175	37,745	CHILE
42,699	996	1,155	1,874	20	194,377	COLOMBIA
326	179	985	143	-	16,386	COSTA RICA
-	-	-	1	-	1,124	DOMINICA
206	68	348	102	-	13,720	DOMINICAN REPUBLIC
2,964	705	41	72	98	84,228	ECUADOR
132	161	102	37	-	19,051	EL SALVADOR
-	-	-	-	-	414	FALKLAND ISLANDS (UK)
1,550	161	1,109	-	-	964,407	FRENCH GUIANA (FR)
-	2	-	-	-	86	GREENLAND (DEN)
*	-	40	-	-	139	GRENADA
-	-	-	-	-	32	GUADELOUPE (FR)
300	26	399	437	-	464,673	GUATEMALA
49	3	101	81	-	17,319	GUYANA
12	-	31	-	-	3,434	HAITI
278	6	13	2	7	19,390	HONDURAS
47	74	191	91	-	6,289	JAMAICA
-	-	-	-	-	38	MARTINIQUE (FR)
5,193	5,521	7,649	9,755	10,963	369,604	MEXICO
-	-	-	-	-	20	MONTSERRAT (UK)
114	-	17	1	629	3,793	NETH ANTILLES (NE)
1	-	-	-	-	5,903	NICARAGUA
265	39	54	-	17	59,135	PANAMA
111	93	-	-	-	41,781	PARAGUAY
39	35	120	55	-	145,528	PERU
3	1	-	1	-	30	ST KITTS AND NEVIS
6	-	116	-	-	202	ST LUCIA
-	-	-	-	-	2	ST PIERRE + MIQUELON
*	-	-	11	-	132	ST VINCENT + GREN.
2	11	14	-	-	653	SURINAME
115	213	4	133	-	6,920	TRINIDAD + TOBAGO
1	-	1	4	-	72	TURKS & CAICOS (UK)
152	706	156	197	1	12,342	URUGUAY

TOTALS MAY NOT ADD DUE TO ROUNDING

* LESS THAN \$500

COMMERCIAL EXPORTS LICENSED UNDER ARMS EXPORT CONTROL ACT (CONTINUED)

(DOLLARS IN THOUSANDS)

	<u>FY 1950</u> <u>FY 1992</u>	<u>FY 1993</u>	<u>FY 1994</u>	<u>FY 1995</u>	<u>FY 1996</u>	<u>FY 1997</u>
<u>WESTERN HEMISPHERE (CONTINUED)</u>						
VENEZUELA	444,293	1,665	1,903	1,296	3,311	4,852
NON REGIONAL	3,031,417	2,217,149	1,294,090	875,290	274,256	635,013
CLASSIFIED TOTALS A/	3,031,417	2,217,149	1,294,090	875,290	274,256	635,013
<u>INTERNATL. ORG. AND VARIOUS</u>	<u>913,362</u>	<u>3,010</u>	<u>42,967</u>	<u>78,890</u>	<u>3,523</u>	<u>2,193</u>

NOTE: THIS TABLE SHOWS THE TOTAL DOLLAR VALUE OF EXPORTS MADE AGAINST LICENSES GRANTED BY THE DEPARTMENT OF STATE FOR THE EXPORT OF DEFENSE ARTICLES TO FOREIGN GOVERNMENTS BY U.S. COMMERCIAL ENTITIES. THESE DATA ARE COMPILED BY THE OFFICE OF DEFENSE TRADE CONTROLS, DEPARTMENT OF STATE, FROM INFORMATION PROVIDED BY THE U.S. CUSTOMS SERVICE.

A/ FOR FURTHER INFORMATION, SEE THE CLASSIFIED ANNEX TO THE CONGRESSIONAL PRESENTATION DOCUMENT FOR FOREIGN OPERATIONS.

TOTALS MAY NOT ADD DUE TO ROUNDING

* LESS THAN \$500

COMMERCIAL EXPORTS LICENSED UNDER ARMS EXPORT CONTROL ACT (CONTINUED)

(DOLLARS IN THOUSANDS)

<u>FY 1998</u>	<u>FY 1999</u>	<u>FY 2000</u>	<u>FY 2001</u>	<u>FY 2002</u>	<u>FY 1950</u> <u>FY 2002</u>	
3,181	41,966	382	549	227	503,625	<u>WESTERN HEMISPHERE (CONTINUED)</u>
						VENEZUELA
<u>392,742</u>	<u>195,703</u>	<u>120,981</u>	<u>217,256</u>	<u>25,157</u>	<u>9,279,054</u>	<u>NON REGIONAL</u>
392,742	195,703	120,981	217,256	25,157	9,279,054	CLASSIFIED TOTALS A/
<u>1,723</u>	<u>616</u>	<u>943</u>	<u>5,372</u>	<u>295</u>	<u>1,052,893</u>	<u>INTERNATL. ORG. AND VARIOUS</u>

TOTALS MAY NOT ADD DUE TO ROUNDING

* LESS THAN \$500

MAP MERGER FUNDS

(DOLLARS IN THOUSANDS)

	FY 1950 FY 1992	FY 1993	FY 1994	FY 1995	FY 1996	FY 1997
WORLDWIDE	4,572,013	-	-	-	-	-
EAST ASIA AND PACIFIC	594,901	-	-	-	-	-
FIJI	287	-	-	-	-	-
INDONESIA	11,000	-	-	-	-	-
REP OF PHILIPPINES	462,387	-	-	-	-	-
THAILAND	121,227	-	-	-	-	-
NEAR EAST AND SOUTH ASIA	423,991	-	-	-	-	-
JORDAN	66,337	-	-	-	-	-
MOROCCO	198,123	-	-	-	-	-
NEPAL	500	-	-	-	-	-
TUNISIA	143,996	-	-	-	-	-
YEMEN	15,035	-	-	-	-	-
EUROPE	1,688,354	-	-	-	-	-
FINLAND	300	-	-	-	-	-
GREECE	60,000	-	-	-	-	-
PORTUGAL	372,990 B/	-	-	-	-	-
TURKEY	1,255,064	-	-	-	-	-
AFRICA	546,594	-	-	-	-	-
BOTSWANA	11,997	-	-	-	-	-
CAMEROON	473	-	-	-	-	-
CAPE VERDE	35	-	-	-	-	-
CENTRAL AFRICAN REP	578	-	-	-	-	-
CHAD	29,119 A/	-	-	-	-	-
CONGO (KINSHASA) B/	37,096	-	-	-	-	-
DJIBOUTI	10,639	-	-	-	-	-
EQUATORIAL GUINEA	1,480	-	-	-	-	-
GAMBIA	654	-	-	-	-	-
GHANA	425	-	-	-	-	-
GUINEA	8,064	-	-	-	-	-
GUINEA-BISSAU	824	-	-	-	-	-
IVORY COAST	1,000	-	-	-	-	-
KENYA	97,589	-	-	-	-	-
LIBERIA B/	39,147	-	-	-	-	-
MADAGASCAR	4,034	-	-	-	-	-
MALAWI	4,633	-	-	-	-	-
MALI	700	-	-	-	-	-
MAURITANIA	1,596	-	-	-	-	-
NIGER	17,143	-	-	-	-	-
RWANDA	750	-	-	-	-	-
SAO TOME & PRINCIPE	315	-	-	-	-	-
SENEGAL	13,558	-	-	-	-	-
SEYCHELLES	225	-	-	-	-	-

TOTALS MAY NOT ADD DUE TO ROUNDING

* LESS THAN \$500

MAP MERGER FUNDS
(DOLLARS IN THOUSANDS)

<u>FY 1998</u>	<u>FY 1999</u>	<u>FY 2000</u>	<u>FY 2001</u>	<u>FY 2002</u>	<u>FY 1950</u> <u>FY 2002</u>	
-	-	-	-	-	4,572,013	C/D/ WORLDWIDE
-	-	-	-	-	594,901	EAST ASIA AND PACIFIC
-	-	-	-	-	287	FIJI
-	-	-	-	-	11,000	INDONESIA
-	-	-	-	-	462,387	REP OF PHILIPPINES
-	-	-	-	-	121,227	THAILAND
-	-	-	-	-	423,991	NEAR EAST AND SOUTH ASIA
-	-	-	-	-	66,337	JORDAN
-	-	-	-	-	198,123	MOROCCO
-	-	-	-	-	500	NEPAL
-	-	-	-	-	143,996	TUNISIA
-	-	-	-	-	15,035	YEMEN
-	-	-	-	-	1,688,354	EUROPE
-	-	-	-	-	300	FINLAND
-	-	-	-	-	60,000	GREECE
-	-	-	-	-	372,990	PORTUGAL
-	-	-	-	-	1,255,064	TURKEY
-	-	-	-	-	546,594	AFRICA
-	-	-	-	-	11,997	BOTSWANA
-	-	-	-	-	473	CAMEROON
-	-	-	-	-	35	CAPE VERDE
-	-	-	-	-	578	CENTRAL AFRICAN REP
-	-	-	-	-	29,119	CHAD
-	-	-	-	-	37,096	CONGO (KINSHASA) B/
-	-	-	-	-	10,639	DJIBOUTI
-	-	-	-	-	1,480	EQUATORIAL GUINEA
-	-	-	-	-	654	GAMBIA
-	-	-	-	-	425	GHANA
-	-	-	-	-	8,064	GUINEA
-	-	-	-	-	824	GUINEA-BISSAU
-	-	-	-	-	1,000	IVORY COAST
-	-	-	-	-	97,589	KENYA
-	-	-	-	-	39,147	LIBERIA B/
-	-	-	-	-	4,034	MADAGASCAR
-	-	-	-	-	4,633	MALAWI
-	-	-	-	-	700	MALI
-	-	-	-	-	1,596	MAURITANIA
-	-	-	-	-	17,143	NIGER
-	-	-	-	-	750	RWANDA
-	-	-	-	-	315	SAO TOME & PRINCIPE
-	-	-	-	-	13,558	SENEGAL
-	-	-	-	-	225	SEYCHELLES

TOTALS MAY NOT ADD DUE TO ROUNDING

* LESS THAN \$500

MAP MERGER FUNDS

(DOLLARS IN THOUSANDS)

	FY 1950 FY 1992	FY 1993	FY 1994	FY 1995	FY 1996	FY 1997
<u>AFRICA (CONTINUED)</u>						
SIERRA LEONE	2,181	-	-	-	-	-
SOMALIA B/	118,489	-	-	-	-	-
SUDAN B/	143,276	-	-	-	-	-
TANZANIA	50	-	-	-	-	-
TOGO	500	-	-	-	-	-
UGANDA	25	-	-	-	-	-
<u>WESTERN HEMISPHERE</u>	<u>1,318,172</u>	<u>-</u>	<u>-</u>	<u>-</u>	<u>-</u>	<u>-</u>
ANTIGUA & BARBUDA	4,396	-	-	-	-	-
BARBADOS	2,202	-	-	-	-	-
BELIZE	2,729	-	-	-	-	-
BOLIVIA	10,435	-	-	-	-	-
COLOMBIA	18,841	-	-	-	-	-
COSTA RICA	28,153	-	-	-	-	-
DOMINICA	3,423	-	-	-	-	-
DOMINICAN REPUBLIC	16,019	-	-	-	-	-
ECUADOR	10,000	-	-	-	-	-
EL SALVADOR	733,502	-	-	-	-	-
GRENADA	7,762	-	-	-	-	-
GUATEMALA	27,897	-	-	-	-	-
HAITI	2,933	-	-	-	-	-
HONDURAS	380,935	-	-	-	-	-
JAMAICA	28,745	-	-	-	-	-
PANAMA	24,728	-	-	-	-	-
PERU	2,500	-	-	-	-	-
ST KITTS AND NEVIS	4,145	-	-	-	-	-
ST LUCIA	2,769	-	-	-	-	-
ST VINCENT + GREN.	4,959	-	-	-	-	-
TRINIDAD + TOBAGO	100	-	-	-	-	-
URUGUAY	1,000	-	-	-	-	-

NOTE: IN THE FY 1982 EDITION OF THIS BOOKLET, MAP MERGER FUNDS WERE INCLUDED IN THE MILITARY ASSISTANCE PROGRAM TOTALS. HENCEFORTH, MAP MERGER FUNDS WILL BE DISPLAYED SEPARATELY.

A/ MAP MERGER FUNDS FOR PORTUGAL OF \$6.5 MILLION IN FY 1982, \$25.0 MILLION IN FY 1983, \$10.0 MILLION IN FY 1984, AND FOR CHAD \$110 THOUSAND IN FY 1984, ARE INCLUDED IN THE MILITARY ASSISTANCE PROGRAM.

B/ P.L. 102-298, DATED JUNE 4, 1992, RESCINDED A TOTAL OF \$12.51 MILLION IN MAP MERGER FUNDS FOR THE FOLLOWING COUNTRIES: LIBERIA \$951,898.09; SOMALIA \$6,238,744.86; SUDAN \$4,746,735.60; CONGA(KINSHASA), FORMERLY ZAIRE \$572,621.45.

C/ P.L. 102-391, DATED OCTOBER 6, 1992, RESCINDED \$25.586 MILLION IN FOREIGN MILITARY FINANCING GRANTS AND MAP MERGER FUNDS OF \$20.164 MILLION, FOR A TOTAL OF \$45.75 MILLION. SEE SECDEF/USDP/DSAA MESSAGE, DTG 070726Z JAN 93, FOR DETAILS CONCERNING MAP MERGER RESCISSIONS.

TOTALS MAY NOT ADD DUE TO ROUNDING

* LESS THAN \$500

MAP MERGER FUNDS
(DOLLARS IN THOUSANDS)

<u>FY 1998</u>	<u>FY 1999</u>	<u>FY 2000</u>	<u>FY 2001</u>	<u>FY 2002</u>	<u>FY 1950</u> <u>FY 2002</u>	
-	-	-	-	-	2,181	SIERRA LEONE
-	-	-	-	-	118,489	SOMALIA B/
-	-	-	-	-	143,276	SUDAN B/
-	-	-	-	-	50	TANZANIA
-	-	-	-	-	500	TOGO
-	-	-	-	-	25	UGANDA
-	-	-	-	-	1,318,172	WESTERN HEMISPHERE
-	-	-	-	-	4,396	ANTIGUA & BARBUDA
-	-	-	-	-	2,202	BARBADOS
-	-	-	-	-	2,729	BELIZE
-	-	-	-	-	10,435	BOLIVIA
-	-	-	-	-	18,841	COLOMBIA
-	-	-	-	-	28,153	COSTA RICA
-	-	-	-	-	3,423	DOMINICA
-	-	-	-	-	16,019	DOMINICAN REPUBLIC
-	-	-	-	-	10,000	ECUADOR
-	-	-	-	-	733,502	EL SALVADOR
-	-	-	-	-	7,762	GRENADA
-	-	-	-	-	27,897	GUATEMALA
-	-	-	-	-	2,933	HAITI
-	-	-	-	-	380,935	HONDURAS
-	-	-	-	-	28,745	JAMAICA
-	-	-	-	-	24,728	PANAMA
-	-	-	-	-	2,500	PERU
-	-	-	-	-	4,145	ST KITTS AND NEVIS
-	-	-	-	-	2,769	ST LUCIA
-	-	-	-	-	4,959	ST VINCENT + GREN.
-	-	-	-	-	100	TRINIDAD + TOBAGO
-	-	-	-	-	1,000	URUGUAY

TOTALS MAY NOT ADD DUE TO ROUNDING

* LESS THAN \$500

MAP MERGER FUNDS

D/ IN FY 1994, P.L. 103-211 RESCINDED \$91,721 THOUSAND OF FOREIGN MILITARY FINANCING AND MAP MERGER FUNDS INVOLVING 29 COUNTRIES AND INTERNATIONAL ORGANIZATIONS AS FOLLOWS: FOREIGN MILITARY FINANCING FUNDS OF \$90,282 THOUSAND AND MAP MERGER FUNDS OF \$439 THOUSAND. SECDEF MESSAGE DTG 261745Z APRIL 1994, SUBJECT: FY 1994 FOREIGN MILITARY FINANCING (FMF) RESCISSION, PROVIDES DETAILS REGARDING COUNTRIES AND FISCAL YEARS AFFECTED BY THIS RESCISSION.

TOTALS MAY NOT ADD DUE TO ROUNDING

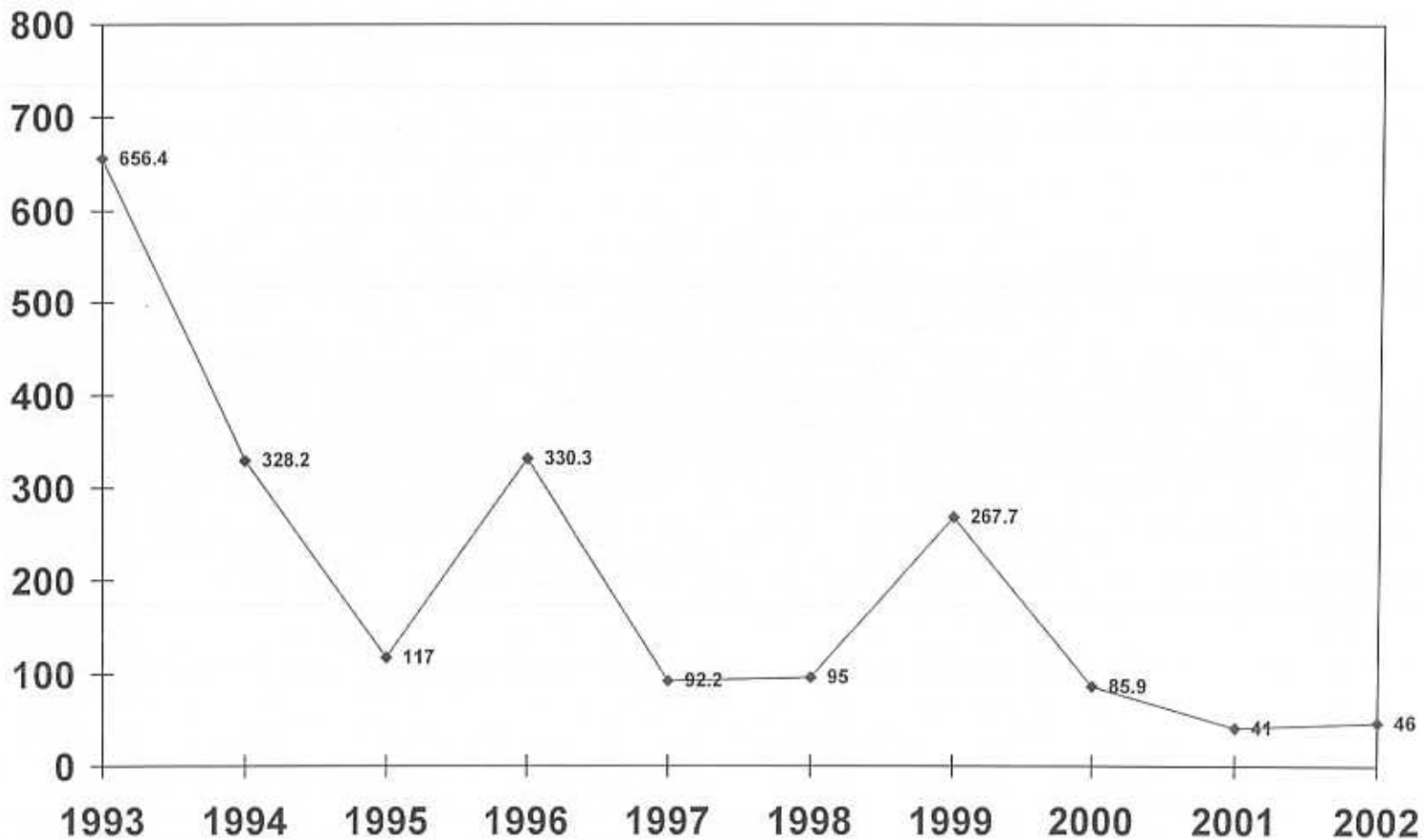
* LESS THAN \$500

PAGE 78

AS OF 30 SEP 02

MILITARY ASSISTANCE PROGRAM

INCLUDES MASF, EMERGENCY DRAWDOWNS, AND OTHER GRANT ASSISTANCE
(Dollars in Millions)



MILITARY ASSISTANCE PROGRAM
INCLUDES MASF, EMERGENCY DRAWDOWNS, AND OTHER GRANT ASSISTANCE; EXCLUDES TRAINING

(DOLLARS IN THOUSANDS)

	FY 1950 FY 1992	FY 1993	FY 1994	FY 1995	FY 1996	FY 1997
<u>WORLDWIDE</u>	<u>55,045,405</u>	<u>656,366</u>	<u>328,224</u>	<u>117,000</u>	<u>330,340</u>	<u>92,209</u>
<u>EAST ASIA AND PACIFIC</u>	<u>29,024,620</u>	<u>11,800</u>	-	-	<u>3,151</u>	-
CAMBODIA	1,177,163	-	-	-	151 C/	-
INDOCHINA	708,977	-	-	-	-	-
INDONESIA	192,322	-	-	-	-	-
JAPAN	810,276	-	-	-	-	-
KOREA (SEOUL) A/	5,471,719	-	-	-	-	-
LAOS A/	1,460,076	11,800 C/	-	-	-	-
MYANMAR	72,134	-	-	-	-	-
REP OF PHILIPPINES A/	634,435	-	-	-	-	-
TAIWAN	2,554,637	-	-	-	-	-
THAILAND A/	1,169,030	-	-	-	-	-
VIETNAM A/	14,773,851	-	-	-	3,000 C/	-
<u>NEAR EAST AND SOUTH ASIA</u>	<u>2,355,447</u>	<u>491,000</u>	<u>179,400</u>	<u>80,000</u>	<u>122,000</u>	<u>34,582</u>
AFGHANISTAN	2	-	-	-	-	-
BANGLADESH	5,769	-	-	-	-	-
EGYPT	-	-	13,500 C/	-	-	-
INDIA	90,256	-	-	-	-	-
IRAN	766,733	-	-	-	-	-
IRAQ	45,208	-	-	-	-	14,000 I/
ISRAEL	179,932 C/	491,000 C/	165,900 C/	80,000 C/	22,000 C/	-
JORDAN	489,891	-	-	-	100,000 C/	20,582
LEBANON	13,585	-	-	-	-	-
LIBYA	12,624	-	-	-	-	-
MOROCCO	29,600	-	-	-	-	-
NEPAL	1,678	-	-	-	-	-
PAKISTAN	652,831 C/	-	-	-	-	-
SAUDI ARABIA	23,868	-	-	-	-	-
SRI LANKA	3,167	-	-	-	-	-
TUNISIA	40,304	-	-	-	-	-
<u>EUROPE</u>	<u>18,867,673</u>	<u>7,000</u>	-	<u>32,000</u>	<u>100,000</u>	-
AUSTRIA	96,310	-	-	-	-	-
BELGIUM	1,203,784	-	-	-	-	-
BOSNIA-HERZEGOVINA	-	-	-	-	100,000 C/	-
DENMARK	587,274	-	-	-	-	-
FRANCE	4,045,066	-	-	-	-	-
GEORGIA	-	-	-	-	-	-
GERMANY	884,774	-	-	-	-	-
GREECE	1,673,183	-	-	-	-	-
HUNGARY	-	7,000	-	-	-	-
ITALY	2,243,742	-	-	-	-	-
LUXEMBOURG	7,753	-	-	-	-	-

TOTALS MAY NOT ADD DUE TO ROUNDING

* LESS THAN \$500

MILITARY ASSISTANCE PROGRAM
INCLUDES MASF, EMERGENCY DRAWDOWNS, AND OTHER GRANT ASSISTANCE; EXCLUDES TRAINING

(DOLLARS IN THOUSANDS)

<u>FY 1998</u>	<u>FY 1999</u>	<u>FY 2000</u>	<u>FY 2001</u>	<u>FY 2002</u>	<u>FY 1950</u> <u>FY 2002</u>	
95,000	267,700	85,918	41,000	46,000	57,064,203	WORLDWIDE
-	55,000	-	-	10,000	29,101,571	EAST ASIA AND PACIFIC
-	-	-	-	-	1,177,314	CAMBODIA
-	55,000 O/	-	-	-	763,977	INDOCHINA
-	-	-	-	-	192,322	INDONESIA
-	-	-	-	-	810,276	JAPAN
-	-	-	-	-	5,471,719	KOREA (SEOUL) A/
-	-	-	-	-	1,471,876	LAOS A/
-	-	-	-	-	72,134	MYANMAR
-	-	-	-	10,000 L/	644,435	REP OF PHILIPPINES A/
-	-	-	-	-	2,554,637	TAIWAN
-	-	-	-	-	1,172,030	THAILAND A/
-	-	-	-	-	14,773,851	VIETNAM A/
25,000	30,000	9,000	5,000	7,000	3,338,430	NEAR EAST AND SOUTH ASIA
-	-	-	-	2,000 L/	2,002	AFGHANISTAN
-	-	-	-	-	5,769	BANGLADESH
-	-	-	-	-	13,500	EGYPT
-	-	-	-	-	90,256	INDIA
-	-	-	-	-	766,733	IRAN
-	-	5,000 S/	-	-	64,208	IRAQ
-	-	-	-	-	938,832	ISRAEL
25,000 C/	25,000 M/	-	-	-	660,473	JORDAN
-	-	-	-	-	13,585	LEBANON
-	-	-	-	-	12,624	LIBYA
-	-	-	-	-	29,600	MOROCCO
-	-	-	-	-	1,678	NEPAL
-	-	-	-	-	652,831	PAKISTAN
-	-	-	-	-	23,868	SAUDI ARABIA
-	-	-	-	-	3,167	SRI LANKA
-	5,000 M/	4,000 M/	5,000 T/	5,000 U/	59,304	TUNISIA
-	35,000	-	-	25,000	19,066,673	EUROPE
-	-	-	-	-	96,310	AUSTRIA
-	-	-	-	-	1,203,784	BELGIUM
-	-	-	-	-	100,000	BOSNIA-HERZEGOVINA
-	-	-	-	-	587,274	DENMARK
-	-	-	-	-	4,045,066	FRANCE
-	-	-	-	25,000 L/T/	25,000	GEORGIA
-	-	-	-	-	884,774	GERMANY
-	-	-	-	-	1,673,183	GREECE
-	-	-	-	-	7,000	HUNGARY
-	-	-	-	-	2,243,742	ITALY
-	-	-	-	-	7,753	LUXEMBOURG

TOTALS MAY NOT ADD DUE TO ROUNDING

* LESS THAN \$500

MILITARY ASSISTANCE PROGRAM (CONTINUED)
INCLUDES MASF, EMERGENCY DRAWDOWNS, AND OTHER GRANT ASSISTANCE; EXCLUDES TRAINING

(DOLLARS IN THOUSANDS)

	<u>FY 1950</u> <u>FY 1992</u>	<u>FY 1993</u>	<u>FY 1994</u>	<u>FY 1995</u>	<u>FY 1996</u>	<u>FY 1997</u>
<u>EUROPE (CONTINUED)</u>						
NETHERLANDS	1,178,056	-	-	-	-	-
NORWAY	862,177	-	-	-	-	-
PORTUGAL	523,068 B/	-	-	-	-	-
SPAIN	689,894	-	-	-	-	-
TURKEY	3,170,169 D/	-	-	-	-	-
UNITED KINGDOM	1,012,855	-	-	32,000	-	-
YUGOSLAVIA	689,570	-	-	-	-	-
<u>AFRICA</u>	<u>280,953</u>	<u>25,000</u>	<u>78,750</u>	<u>-</u>	<u>27,133</u>	<u>-</u>
BENIN	55	-	-	-	-	-
BOTSWANA	-	-	-	-	-	-
BURKINA FASO	57	-	-	-	-	-
CAMEROON	239	-	-	-	-	-
CHAD	52,518 B/C/	-	-	-	-	-
CONGO (KINSHASA)	23,308	-	-	-	-	-
ERITREA	-	-	-	-	10,000	-
ETHIOPIA	182,958	-	-	-	-	-
GUINEA	810	-	-	-	-	-
IVORY COAST	54	-	-	-	-	-
LIBERIA	6,249	-	-	-	15,000	-
MALI	1,865	-	-	-	-	-
NIGER	52	-	-	-	-	-
NIGERIA	-	-	-	-	-	-
RWANDA	-	-	75,000 C/	-	-	-
SENEGAL	11,066 C/	-	-	-	-	-
SIERRA LEONE	-	-	-	-	-	-
SOMALIA	-	25,000 C/	3,750	-	-	-
SUDAN	1,721	-	-	-	-	-
UGANDA	-	-	-	-	2,133	-
<u>WESTERN HEMISPHERE</u>	<u>913,059</u>	<u>17,110</u>	<u>66,500</u>	<u>5,000</u>	<u>77,715</u>	<u>57,000</u>
ARGENTINA	39,420	9,602	-	-	-	-
BELIZE	405	-	-	-	-	-
BOLIVIA	41,583	3,300	-	-	-	-
BRAZIL	207,163	-	-	-	-	-
CHILE	83,931	-	-	-	-	-
COLOMBIA	173,623 C/	-	-	-	75,000 C/	20,000 J/
COSTA RICA	930	-	-	-	-	-
CUBA	8,552	-	-	-	-	-
DOMINICAN REPUBLIC	21,549	-	15,000 C/	-	-	-
ECUADOR	38,081	2,000 C/	-	-	-	-
EL SALVADOR	74,238	-	-	-	-	-
GUATEMALA	16,247	-	-	-	-	-

TOTALS MAY NOT ADD DUE TO ROUNDING

* LESS THAN \$500

MILITARY ASSISTANCE PROGRAM (CONTINUED)
INCLUDES MASF, EMERGENCY DRAWDOWNS, AND OTHER GRANT ASSISTANCE; EXCLUDES TRAINING

(DOLLARS IN THOUSANDS)

<u>FY 1998</u>	<u>FY 1999</u>	<u>FY 2000</u>	<u>FY 2001</u>	<u>FY 2002</u>	<u>FY 1950</u> <u>FY 2002</u>	
-	-	-	-	-	1,178,056	NETHERLANDS
-	-	-	-	-	862,177	NORWAY
-	-	-	-	-	523,068	PORTUGAL
-	-	-	-	-	689,894	SPAIN
-	-	-	-	-	3,170,169	TURKEY
-	-	-	-	-	1,044,855	UNITED KINGDOM
-	35,000 P/	-	-	-	724,570	YUGOSLAVIA
-	3,000	55,600	36,000	4,000	510,436	AFRICA
-	-	37,600 R/	-	-	55	BENIN
-	-	-	-	-	37,600	BOTSWANA
-	-	-	-	-	57	BURKINA FASO
-	-	-	-	-	239	CAMEROON
-	-	-	-	-	52,518	CHAD
-	-	-	-	-	23,308	CONGO (KINSHASA)
-	-	-	-	-	10,000	ERITREA
-	-	-	-	-	182,958	ETHIOPIA
-	-	-	-	-	810	GUINEA
-	-	-	-	-	54	IVORY COAST
-	-	-	-	-	21,249	LIBERIA
-	-	-	-	-	1,865	MALI
-	-	-	-	-	52	NIGER
-	-	-	-	4,000L/	4,000	NIGERIA
-	-	-	-	-	75,000	RWANDA
-	-	-	-	-	11,066	SENEGAL
-	3,000 N/	18,000 Q/	36,000 Q/	-	57,000	SIERRA LEONE
-	-	-	-	-	28,750	SOMALIA
-	-	-	-	-	1,721	SUDAN
-	-	-	-	-	2,133	UGANDA
70,000	144,700	20,000	-	-	1,371,084	WESTERN HEMISPHERE
-	-	-	-	-	49,022	ARGENTINA
-	-	-	-	-	405	BELIZE
-	-	-	-	-	44,883	BOLIVIA
-	-	-	-	-	207,163	BRAZIL
-	-	-	-	-	83,931	CHILE
70,000 K/	69,700 K/	-	-	-	408,323	COLOMBIA
-	-	-	-	-	930	COSTA RICA
-	-	-	-	-	8,552	CUBA
-	-	-	-	-	36,549	DOMINICAN REPUBLIC
-	-	-	-	-	40,081	ECUADOR
-	-	-	-	-	74,238	EL SALVADOR
-	-	-	-	-	16,247	GUATEMALA

TOTALS MAY NOT ADD DUE TO ROUNDING

* LESS THAN \$500

MILITARY ASSISTANCE PROGRAM (CONTINUED)
 INCLUDES MASF, EMERGENCY DRAWDOWNS, AND OTHER GRANT ASSISTANCE; EXCLUDES TRAINING

(DOLLARS IN THOUSANDS)

	FY 1950 FY 1992	FY 1993	FY 1994	FY 1995	FY 1996	FY 1997
WESTERN HEMISPHERE (CONTINUED)						
HAITI	2,427	-	50,000 C/	5,000 C/	1,000 C/	-
HONDURAS	25,595	8	-	-	-	-
JAMAICA	11,412	-	1,500 C/	-	-	-
MEXICO	27,929 C/	-	-	-	-	37,00 K
NICARAGUA	7,668	-	-	-	-	-
PANAMA	4,392	-	-	-	-	-
PARAGUAY	9,325	-	-	-	-	-
PERU	74,952	-	-	-	1,715	-
URUGUAY	43,604	2,200	-	-	-	-
VENEZUELA	33	-	-	-	-	-
INTERNATL. ORG. AND VARIOUS	1,601,449	104,456	3,574	-	-	-
GEN. AND REG. COSTS	2,002,204	-	-	-	341	627

TOTALS MAY NOT ADD DUE TO ROUNDING

* LESS THAN \$500

MILITARY ASSISTANCE PROGRAM (CONTINUED)
 INCLUDES MASF, EMERGENCY DRAWDOWNS, AND OTHER GRANT ASSISTANCE; EXCLUDES TRAINING

(DOLLARS IN THOUSANDS)

<u>FY 1998</u>	<u>FY 1999</u>	<u>FY 2000</u>	<u>FY 2001</u>	<u>FY 2002</u>	<u>FY 1950</u> <u>FY 2002</u>	
-	-	-	-	-	58,427	HAITI
-	75,000 L/	-	-	-	100,603 C/	HONDURAS
-	-	-	-	-	87,912	JAMAICA
-	-	-	-	-	64,929	MEXICO
-	-	-	-	-	7,668	NICARAGUA
-	-	-	-	-	4,392	PANAMA
-	-	-	-	-	9,325	PARAGUAY
-	-	-	-	-	76,667	PERU
-	-	-	-	-	45,804	URUGUAY
-	-	20,000 L/	-	-	20,033	VENEZUELA
-	-	1,318	-	-	1,710,798	INTERNATL. ORG. AND VARIOUS
-	-	-	-	-	2,003,171	GEN. AND REG. COSTS

TOTALS MAY NOT ADD DUE TO ROUNDING

* LESS THAN \$500

MILITARY ASSISTANCE PROGRAM (CONTINUED)
INCLUDES MASF, EMERGENCY DRAWDOWNS, AND OTHER GRANT ASSISTANCE; EXCLUDES TRAINING

NOTE: INCLUDED IN THE DATA FOR FY 1991, 1992 AND 1993 ARE TRANSFERS OF EXCESS DEFENSE ARTICLES (EDA) UNDER SECTION 519 OF THE FOREIGN ASSISTANCE ACT OF 1961, AS AMENDED. THESE EDA TRANSFERS ARE INTENDED TO HELP MODERNIZE THE MILITARY CAPABILITIES OF COUNTRIES WHICH ARE RECIPIENTS OF FOREIGN MILITARY FINANCING (FMF).

A/ DURING THE PERIOD FY 66-75, GRANT AID FUNDING IN SUPPORT OF ACTIVITIES IN SOUTHEAST ASIA WAS A PART OF THE REGULAR DOD APPROPRIATION AND WAS IDENTIFIED FOR PROGRAMMING PURPOSES AS MILITARY ASSISTANCE SERVICE FUNDED (MASF) PROGRAMS. THE FUNDS WERE USED FOR PROVIDING MILITARY EQUIPMENT AND RELATED SERVICES AND TRAINING TO THOSE COUNTRIES ENGAGED IN THE HOSTILITIES IN SOUTHEAST ASIA, I.E., KOREA, LAOS, PHILIPPINES, THAILAND, AND VIETNAM. ALSO INCLUDED ARE TRANSFERS TO KOREA UNDER SECTION 3, P.L. 91-952, DATED JANUARY 5, 1971 AND SECTION 23 OF P.L. 95-384, DATED SEPTEMBER 26, 1978, AS WELL AS THE TRANSFER OF AMMUNITION TO THAILAND UNDER SECTION 24 OF P.L. 96-92, DATED OCTOBER 29, 1979.

B/ INCLUDES MAP MERGER FUNDS FOR PORTUGAL OF \$6.5 MILLION IN FY 1982, \$25.0 MILLION IN FY 1983, AND \$10.0 MILLION IN FY 1984; FOR CHAD \$110 THOUSAND IN FY 1984.

C/ EXCEPT FOR CHAD (1987) WHERE \$25.0 MILLION WAS AUTHORIZED, AMOUNTS SHOWN FOR SECTION 506 AND OTHER DRAWDOWNS REFLECT THE AMOUNTS AUTHORIZED IN PRESIDENTIAL DETERMINATIONS, BEGINNING IN FY 1986, NOT THE VALUE OF PROGRAM DIRECTIVES ISSUED AGAINST PRESIDENTIAL DETERMINATIONS, AS REPORTED IN PREVIOUS FISCAL YEARS.

D/ INCLUDES SECTION 506 FUNDING OF \$75.0 MILLION FOR KURDISH RELIEF.

E/ LA ANTI-NARCOTICS ASSISTANCE OF \$53.3 MILLION ALLOCATED AS FOLLOWS: BELIZE \$.5 MILLION; BOLIVIA \$7.8 MILLION; COLOMBIA \$20.0 MILLION; ECUADOR \$3.0 MILLION; JAMAICA \$5.0 MILLION; MEXICO \$17.0 MILLION.

F/ REPRESENTS SECTION 506 DRAWDOWN PURSUANT TO PRESIDENTIAL DETERMINATION 94-50, DATED SEPTEMBER 19, 1994, FOR THE COUNTRIES PARTICIPATING IN THE MULTINATIONAL COALITION TO RESTORE DEMOCRACY TO HAITI. PARTICIPATING COUNTRIES INCLUDE ANTIGUA-BARBUDA, ARGENTINA, AUSTRALIA, BAHAMAS, BANGLADESH, BARBADOS, BELIZE, BENIN, BOLIVIA, DENMARK, DOMINICA, FRANCE, GRENADA, GUATEMALA, GUYANA, ISRAEL, JAMAICA, JORDAN, NEPAL, NETHERLANDS, NORWAY, THE PHILIPPINES, POLAND, ST. LUCIA, ST. KITTS, ST. VINCENT AND THE GRENADINES, TRINIDAD AND TOBAGO, AND THE UNITED KINGDOM.

G/ REPRESENTS SECTION 552(C)(2) DRAWDOWN PURSUANT TO PRESIDENTIAL DETERMINATION 93-43, DATED 30 SEPTEMBER 1993, FOR THE PROVISION OF COMMODITIES AND SERVICES TO SUPPORT PEACEKEEPING OPERATIONS RELATED TO THE REESTABLISHMENT OF POLICE FORCES IN SOMALIA.

H/ REPRESENTS SECTION 506 DRAWDOWNS PURSUANT TO PRESIDENTIAL DETERMINATIONS 95-29, 95-33, AND 95-34 TO SUPPORT UN RAPID REACTION FORCE (RRF) IN BOSNIA-HERCEGOVINA.

I/ REPRESENTS SECTION 506 AND SECTION 552, FOREIGN ASSISTANCE ACT, DRAWDOWNS PURSUANT TO PRESIDENTIAL DETERMINATION SIGNED DECEMBER 11, 1996, IN THE AMOUNT OF \$4.0 MILLION FOR THE MULTINATIONAL TURCOMAN CEASEFIRE MONITORING FORCE AND PRESIDENTIAL DETERMINATION 97-14, SIGNED DECEMBER 27, 1996, IN THE AMOUNT OF \$10.0 MILLION FOR REPATRIATION OF IRAQI KURDS TO THE UNITED STATES.

J/ REPRESENTS SECTION 506 DRAWDOWNS FOR LATIN AMERICA COUNTERNARCOTICS ASSISTANCE IN THE AMOUNT OF \$20.0 MILLION PURSUANT TO PRESIDENTIAL DETERMINATION PD97-38, SIGNED SEPTEMBER 30, 1997, AND \$75.0 MILLION PURSUANT TO PD98-41, SIGNED SEPTEMBER 30, 1998.

K/ REPRESENTS SECTION 506 DRAWDOWNS FOR COUNTERNARCOTICS ASSISTANCE IN THE AMOUNT OF \$37.0 MILLION PURSUANT TO PRESIDENTIAL DETERMINATION 97-9, SIGNED DECEMBER 2, 1996.

TOTALS MAY NOT ADD DUE TO ROUNDING

* LESS THAN \$500

MILITARY ASSISTANCE PROGRAM (CONTINUED)
INCLUDES MASF, EMERGENCY DRAWDOWNS, AND OTHER GRANT ASSISTANCE; EXCLUDES TRAINING

L/ REPRESENTS SECTION 506 DRAWDOWNS FOR DISASTER RELIEF (HURRICANE MITCH) PURSUANT TO PRESIDENTIAL DETERMINATION 99-03, SIGNED NOVEMBER 6, 1998, IN THE AMOUNT OF \$30.0 MILLION AND 99-04, SIGNED NOVEMBER 14, 1998 IN THE AMOUNT OF \$45.0 MILLION FOR HONDURAS, NICARAGUA, EL SALVADOR AND GUATEMALE; 2000-09, SIGNED DECEMBER 23, 1999, (FLOOD RELIEF) FOR VENEZUELA IN THE AMOUNT OF 20.0 MILLION; 2002-16, SIGNED APRIL 18, 2002 IN THE AMOUNT OF \$4.0 MILLION FOR NIGERIA; 2002-20, SIGNED MAY 30 2002 IN THE AMOUNT OF \$21.0 MILLION FOR GEORGIA; 2002-18, SIGNED APRIL 27, 2002 IN THE AMOUNT OF \$2.0 MILLION FOR AFGHANISTAN; 2002-24, SIGNED JUNE 28, 2002 IN THE AMOUNT OF \$10.0M FOR PHILIPPINES.

M/ REPRESENTS DRAWDOWNS AUTHORIZED BY THE 1999 FOREIGN OPERATIONS, EXPORT FINANCING AND RELATED PROGRAMS APPROPRIATIONS ACT FOR DEFENSE ARTICLES AND SERVICES PURSUANT TO PRESIDENTIAL DETERMINATIONS 99-18, SIGNED MARCH 25, 1999, FOR JORDAN (\$25.0 MILLION); AND FOR TUNISIA 99-32, SIGNED JULY 1, 1999, (\$5.0 MILLION) AND 2000-033, SIGNED SEPTEMBER 29, 2000, (\$4.0 MILLION).

N/ REPRESENTS SECTION 506 DRAWDOWNS FOR NONLETHAL EMERGENCY MILITARY ASSISTANCE TO STATES PARTICIPATING IN THE ECONOMIC COMMUNITY OF WEST AFRICAN STATES' MONITORING GROUP (ECOMOG) IN THE AMOUNT OF \$3.0 MILLION PURSUANT TO PRESIDENTIAL DETERMINATION 99-34, SIGNED AUGUST 13, 1999. THE PARTICIPATING COUNTRIES ARE NIGERIA, GHANA, SIERRA LEONE AND GUINEA.

O/ REPRESENTS SECTION 506 DRAWDOWN TO SUPPORT MULINATIONAL FORCES PARTICIPATING IN INTERNATIONAL OPERATIONS IN EAST TIMOR PURSUANT TO PRESIDENTIAL DETERMINATION 99-39, SIGNED SEPTEMBER 21 1999. PARTICIPATING COUNTRIES ARE PHILIPPINES, NEW ZEALAND, THAILAND AND KENYA.

P/ REPRESENTS DRAWDOWNS AUTHORIZED BY THE 1999 FOREIGN OPERATIONS, EXPORT FINANCING AND RELATED PROGRAMS APPROPRIATIONS ACT FOR DEFENSE ARTICLES AND SERVICES PURSUANT TO PRESIDENTIAL DETERMINATIONS 99-35, SIGNED AUGUST 17, 1999, FOR KOSOVO (FORMERLY YUGOSLAVIA) IN THE AMOUNT OF \$5.0 MILLION; 99-20, SIGNED MARCH 31, 1999, TO SUPPORT INTERNATIONAL PEACEKEEPING RELIEF EFFORTS FOR KOSOVO REFUGEES IN THE AMOUNT OF \$25.0 MILLION; 99-40, SEPTEMBER 21, 1999 TO SUPPORT DEVELOPMENT OF THE KOSOVO PROTECTION CORPS IN THE AMOUNT OF \$5.0 MILLION.

Q/ REPRESENTS SECTION 506 DRAWDOWN IN SUPPORT OF THE UNITED NATIONS MISSION IN SIERRA LEONE PURSUANT TO PRESIDENTIAL DETERMINATION 2000-27, SIGNED JULY 21, 2000 IN THE AMOUNT OF \$18.0 MILLION, AND 2001-04, SIGNED DECEMBER 11, 2000 IN THE AMOUNT OF \$36.0 MILLION.

R/ REPRESENTS SECTION 506 DRAWDOWN TO PROVIDE INTERNATIONAL DISASTER ASSISTANCE TO SOUTHERN AFRICA INCLUDING MOZAMBIQUE, SOUTH AFRICA, ZIMBABWE AND BOTSWANA PURSUANT TO PRESIDENTIAL DETERMINATION 2000-17, SIGNED MARCH 2, 2000.

S/ REPRESENTS DRAWDOWN UNDER THE IRAQ LIBERATION ACT OF 1998 (P.L. 105-339) TO PROVIDE MILITARY ARTICLES, EDUCATION AND TRAINING PURSUANT TO PRESIDENTIAL DETERMINATION 2000-05, SIGNED 29 OCTOBER 1999, IN THE AMOUNT OF \$5.0 MILLION.

T/ REPRESENTS DRAWDOWN UNDER THE FOREIGN OPERATIONS, EXPORT FINANCING AND RELATED PROGRAMS APPROPRIATIONS ACT OF 2001 (P.L. 106-429) TO PROVIDE MILITARY ARTICLES, EDUCATION AND TRAINING PURSUANT TO PRESIDENTIAL DETERMINATION 2001-24, SIGNED AUGUST 18, 2001 IN THE AMOUNT OF \$5.0 MILLION AND 2002-17, SIGNED APRIL 24, 2002 IN THE AMOUNT OF \$4.0 MILLION FOR GEORGIA.

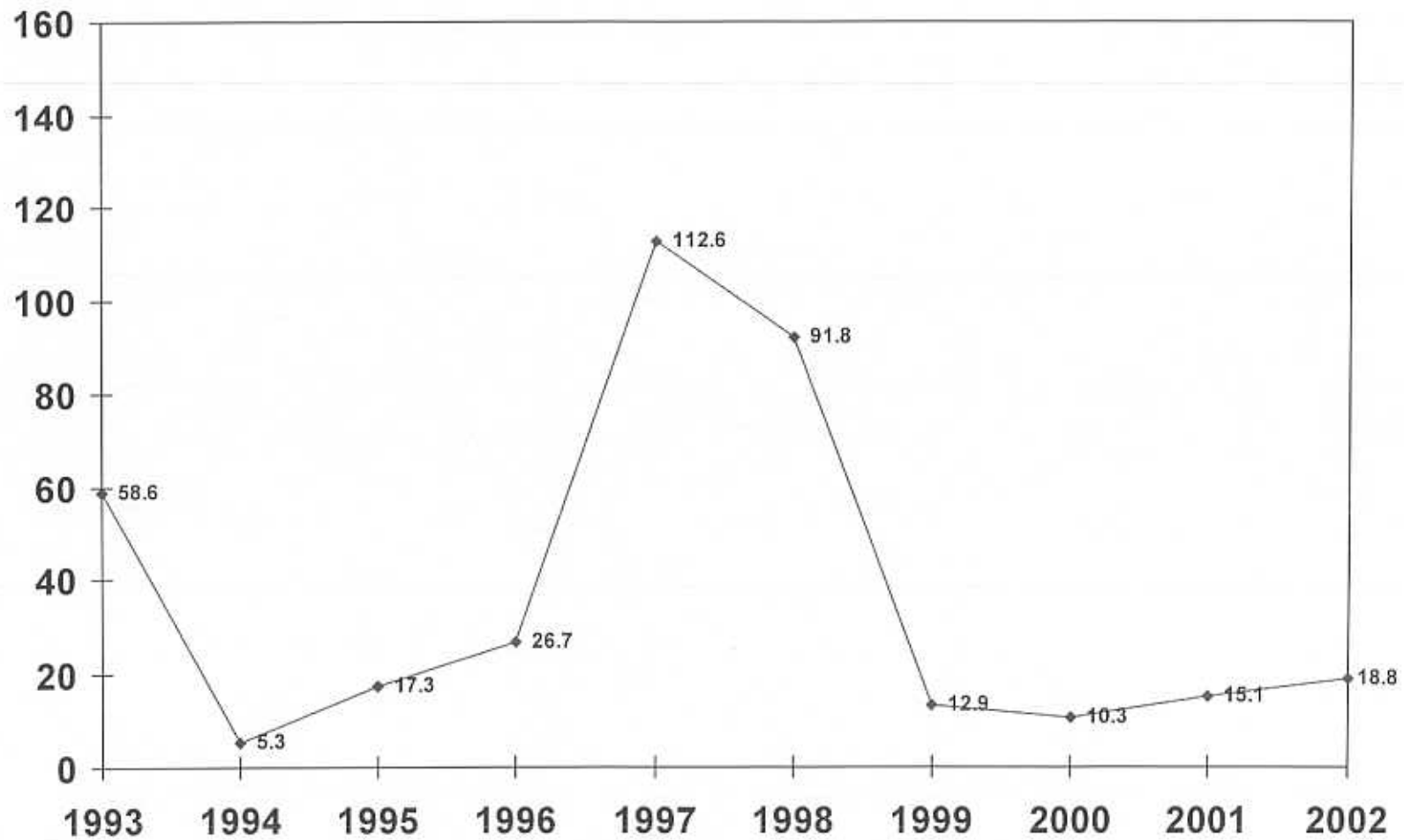
U/ REPRESENTS DRAWDOWN UNDER THE KENNETH M. LUDDEN FOREIGN OPERATIONS, EXPORT FINANCING, AND RELATED PROGRAMS APPROPRIATIONS ACT TITLE III MILITARY ASSISTANCE ACT, 2002 (P.L. 107-115) PURSUANT TO PRESIDENTIAL DETERMINATION 2002-28, SIGNED AUGUST 14, 2002 IN THE AMOUNT OF \$5.0 MILLION FOR TUNISIA.

TOTALS MAY NOT ADD DUE TO ROUNDING

* LESS THAN \$500

PAGE INTENTIONALLY LEFT BLANK

MILITARY ASSISTANCE PROGRAM DEL/EXP
INCLUDES MASF, EMERGENCY DRAWDOWNS, AND OTHER GRANT ASSISTANCE
(Dollars in Millions)



MILITARY ASSISTANCE PROGRAM DELIVERIES/EXPENDITURES
INCLUDES MASF, EMERGENCY DRAWDOWNS, AND OTHER GRANT ASSISTANCE; EXCLUDES TRAINING

(DOLLARS IN THOUSANDS)

	FY 1950 FY 1992	FY 1993	FY 1994	FY 1995	FY 1996	FY 1997
<u>WORLDWIDE</u>	<u>55,073,631</u>	<u>58,578</u>	<u>5,269</u>	<u>17,278</u>	<u>26,792</u>	<u>112,807</u>
<u>EAST ASIA AND PACIFIC</u>	<u>29,010,350</u>	<u>1,895</u>	-	-	<u>10</u>	-
CAMBODIA	1,177,163	-	-	-	-	-
INDOCHINA	708,977	-	-	-	-	-
INDONESIA	192,322	-	-	-	-	-
JAPAN	810,276	-	-	-	-	-
KOREA (SEOUL) A/	5,471,718	-	-	-	-	-
LAOS A/	1,460,076	-	-	-	10	-
MYANMAR	72,134	-	-	-	-	-
REP OF PHILIPPINES A/	620,168	1,895	-	-	-	-
TAIWAN	2,554,637	-	-	-	-	-
THAILAND A/	1,169,028	-	-	-	-	-
VIETNAM A/	14,773,851	-	-	-	-	-
<u>NEAR EAST AND SOUTH ASIA</u>	<u>2,286,277</u>	<u>47,461</u>	<u>1,424</u>	<u>2,152</u>	<u>10,765</u>	<u>18,881</u>
AFGHANISTAN	2	-	-	-	-	-
BANGLADESH	3,895	73	-	55	-	-
EGYPT	-	-	1,424	1,607	-	-
INDIA	90,256	-	-	-	-	-
IRAN	766,733	-	-	-	-	-
IRAQ	45,208	-	-	-	-	2,543
ISRAEL	115,305	44,717	-	350	100	-
JORDAN	489,771	120	-	-	10,665	16,338
LEBANON	13,585	-	-	-	-	-
LIBYA	12,624	-	-	-	-	-
MOROCCO	29,600	-	-	-	-	-
NEPAL	1,678	-	-	140	-	-
PAKISTAN	650,281	2,550	-	-	-	-
SAUDI ARABIA	23,868	-	-	-	-	-
SRI LANKA	3,167	-	-	-	-	-
TUNISIA	40,304	-	-	-	-	-
<u>EUROPE</u>	<u>18,862,702</u>	<u>79</u>	-	<u>8,995</u>	<u>11,301</u>	<u>64,388</u>
AUSTRIA	96,310	-	-	-	-	-
BELGIUM	1,203,784	-	-	-	-	-
BOSNIA-HERZEGOVINA	-	-	-	3,431	11,301	64,388
DENMARK	587,274	-	-	-	-	-
FRANCE	4,045,066	-	-	676	-	-
GEORGIA	-	-	-	-	-	-
GERMANY	884,774	-	-	-	-	-
GREECE	1,673,181	1	-	-	-	-
ITALY	2,243,742	-	-	-	-	-
LUXEMBOURG	7,753	-	-	-	-	-

TOTALS MAY NOT ADD DUE TO ROUNDING

* LESS THAN \$500

MILITARY ASSISTANCE PROGRAM DELIVERIES/EXPENDITURES
INCLUDES MASF, EMERGENCY DRAWDOWNS, AND OTHER GRANT ASSISTANCE; EXCLUDES TRAINING

(DOLLARS IN THOUSANDS)

FY 1998	FY 1999	FY 2000	FY 2001	FY 2002	FY 1950 FY 2002	
91,834	12,955	10,279	15,137	19,868	55,444,428	WORLDWIDE
-	-	-	-	-	29,012,256	EAST ASIA AND PACIFIC
-	-	-	-	-	1,177,163	CAMBODIA
-	-	-	-	-	708,977	INDOCHINA
-	-	-	-	-	192,322	INDONESIA
-	-	-	-	-	810,276	JAPAN
-	-	-	-	-	5,471,719	KOREA (SEOUL) A/
-	-	-	-	-	1,460,086	LAOS A/
-	-	-	-	-	72,134	MYANMAR
-	-	-	-	-	622,063	REP OF PHILIPPINES A/
-	-	-	-	-	2,554,637	TAIWAN
-	-	-	-	-	1,169,028	THAILAND A/
-	-	-	-	-	14,773,851	VIETNAM A/
50,201	7,522	9,596	14,596	13,755	2,462,630	NEAR EAST AND SOUTH ASIA
-	-	-	-	1,013	1,015	AFGHANISTAN
-	-	-	-	-	4,024	BANGLADESH
-	-	-	-	*	3,030	EGYPT
-	-	-	-	-	90,256	INDIA
-	-	-	-	-	766,733	IRAN
-	-	-	-	936	48,687	IRAQ
-	-	-	-	-	160,472	ISRAEL
50,201	7,450	8,195	11,492	9,080	603,312	JORDAN
-	-	-	-	-	13,585	LEBANON
-	-	-	-	-	12,624	LIBYA
-	-	-	-	-	29,600	MOROCCO
-	-	-	-	-	1,818	NEPAL
-	-	-	-	-	652,831	PAKISTAN
-	-	-	-	-	23,868	SAUDI ARABIA
-	-	-	-	-	3,167	SRI LANKA
-	71	1,400	3,104	2,726	46,561	TUNISIA
2,678	54	-	-	3,694	18,953,891	EUROPE
-	-	-	-	-	96,310	AUSTRIA
-	-	-	-	-	1,203,784	BELGIUM
2,678	54	-	-	161	82,013	BOSNIA-HERZEGOVINA
-	-	-	-	-	587,274	DENMARK
-	-	-	-	-	4,045,742	FRANCE
-	-	-	-	3,533	3,533	GEORGIA
-	-	-	-	-	884,774	GERMANY
-	-	-	-	-	1,673,182	GREECE
-	-	-	-	-	2,243,742	ITALY
-	-	-	-	-	7,753	LUXEMBOURG

TOTALS MAY NOT ADD DUE TO ROUNDING

* LESS THAN \$500

MILITARY ASSISTANCE PROGRAM DELIVERIES/EXPENDITURES (CONTINUED)
INCLUDES MASF, EMERGENCY DRAWDOWNS, AND OTHER GRANT ASSISTANCE; EXCLUDES TRAINING

(DOLLARS IN THOUSANDS)

	<u>FY 1950</u> <u>FY 1992</u>	<u>FY 1993</u>	<u>FY 1994</u>	<u>FY 1995</u>	<u>FY 1996</u>	<u>FY 1997</u>
<u>EUROPE (CONTINUED)</u>						
NETHERLANDS	1,178,056	-	-	-	-	-
NORWAY	862,177	-	-	-	-	-
PORTUGAL	522,990	77	-	-	-	-
SPAIN	689,885	-	-	-	-	-
TURKEY	3,165,285	1	-	-	-	-
UNITED KINGDOM	1,012,855	-	-	4,887	-	-
YUGOSLAVIA	689,570	-	-	-	-	-
<u>AFRICA</u>	<u>279,348</u>	<u>4,259</u>	<u>3,750</u>	<u>-</u>	<u>1,525</u>	<u>2,299</u>
BENIN	55	-	-	-	-	2
BURKINA FASO	57	-	-	-	-	-
CAMEROON	239	-	-	-	-	-
CHAD	52,099	-	-	-	-	-
CONGO (KINSHASA)	23,308	-	-	-	-	-
ERITREA	-	-	-	-	1,525	-
ETHIOPIA	182,948	-	-	-	-	-
GHANA	-	-	-	-	-	-
GUINEA	810	-	-	-	-	-
IVORY COAST	54	-	-	-	-	-
LIBERIA	6,249	-	-	-	-	-
MALI	1,865	-	-	-	-	-
NIGER	52	-	-	-	-	-
NIGERIA	-	-	-	-	-	-
SENEGAL	9,891	509	-	-	-	164
SIERRA LEONE	-	-	-	-	-	-
SOMALIA	-	3,750	3,750	-	-	-
SUDAN	1,721	-	-	-	-	-
UGANDA	-	-	-	-	-	2,133
<u>WESTERN HEMISPHERE</u>	<u>859,820</u>	<u>4,884</u>	<u>95</u>	<u>6,131</u>	<u>3,091</u>	<u>20,593</u>
ANTIGUA & BARBUDA	-	-	-	1	-	-
ARGENTINA	34,020	-	-	14	-	-
BAHAMAS	-	-	-	4	-	-
BARBADOS	-	-	-	24	-	-
BELIZE	389	3	-	3	-	-
BOLIVIA	39,459	-	-	15	-	-
BRAZIL	207,163	-	-	-	-	-
CHILE	83,931	-	-	-	-	-
COLOMBIA	136,969	4,096	-	-	-	13,304
COSTA RICA	930	-	-	-	-	-
CUBA	8,552	-	-	-	-	-
DOMINICA	-	-	-	1	-	-
DOMINICAN REPUBLIC	21,549	-	95	4,771	-	1,434

TOTALS MAY NOT ADD DUE TO ROUNDING

* LESS THAN \$500

MILITARY ASSISTANCE PROGRAM DELIVERIES/EXPENDITURES (CONTINUED)
INCLUDES MASF, EMERGENCY DRAWDOWNS, AND OTHER GRANT ASSISTANCE; EXCLUDES TRAINING

(DOLLARS IN THOUSANDS)

<u>FY 1998</u>	<u>FY 1999</u>	<u>FY 2000</u>	<u>FY 2001</u>	<u>FY 2002</u>	<u>FY 1950</u> <u>FY 2002</u>	
-	-	-	-	-	1,178,056	NETHERLANDS
-	-	-	-	-	862,177	NORWAY
-	-	-	-	-	523,067	PORTUGAL
-	-	-	-	-	689,885	SPAIN
-	-	-	-	-	3,165,286	TURKEY
-	-	-	-	-	1,012,855	UNITED KINGDOM
-	-	-	-	-	689,570	YUGOSLAVIA
-	1,687	486	29	2,000	295,383	AFRICA
-	-	-	-	-	57	BENIN
-	-	-	-	-	57	BURKINA FASO
-	-	-	-	-	239	CAMEROON
-	-	-	-	-	52,099	CHAD
-	-	-	-	-	23,308	CONGO (KINSHASA)
-	-	-	-	-	1,525	ERITREA
-	-	-	-	-	182,948	ETHIOPIA
-	-	-	-	1,000	1,000	GHANA
-	-	-	-	-	810	GUINEA
-	-	-	-	-	54	IVORY COAST
-	-	-	-	-	6,249	LIBERIA
-	-	-	-	-	1,865	MALI
-	-	-	-	-	52	NIGER
-	-	-	-	1,000	1,000	NIGERIA
-	-	-	-	-	10,564	SENEGAL
-	1,687	486	29	-	2,202	SIERRA LEONE
-	-	-	-	-	7,500	SOMALIA
-	-	-	-	-	1,721	SUDAN
-	-	-	-	-	2,133	UGANDA
38,362	3,692	197	392	419	937,767	WESTERN HEMISPHERE
369	-	-	-	-	370	ANTIGUA & BARBUDA
-	-	-	-	-	34,034	ARGENTINA
-	-	-	-	-	4	BAHAMAS
148	-	71	-	-	243	BARBADOS
-	-	-	-	-	395	BELIZE
4,960	-	-	-	-	44,434	BOLIVIA
148	-	-	-	-	207,311	BRAZIL
-	-	-	-	-	83,931	CHILE
23,474	2,188	-	337	269	180,637	COLOMBIA
-	-	-	-	-	930	COSTA RICA
-	-	-	-	-	8,552	CUBA
31	-	2	-	-	32	DOMINICA
340	-	-	-	-	28,189	DOMINICAN REPUBLIC

TOTALS MAY NOT ADD DUE TO ROUNDING

* LESS THAN \$500

MILITARY ASSISTANCE PROGRAM DELIVERIES/EXPENDITURES (CONTINUED)
INCLUDES MASF, EMERGENCY DRAWDOWNS, AND OTHER GRANT ASSISTANCE; EXCLUDES TRAINING

(DOLLARS IN THOUSANDS)

	<u>FY 1950</u> <u>FY 1992</u>	<u>FY 1993</u>	<u>FY 1994</u>	<u>FY 1995</u>	<u>FY 1996</u>	<u>FY 1997</u>
WESTERN HEMISPHERE (CONTINUED)	859,820	4,884	95	6,131	3,091	20,593
ECUADOR	34,428	467	-	-	-	-
EL SALVADOR	74,238	-	-	-	-	-
GRENADA	-	-	-	2	-	-
GUATEMALA	16,247	-	-	77	-	-
GUYANA	-	-	-	-	-	-
HAITI	2,427	-	-	561	-	-
HONDURAS	25,039	-	-	-	-	-
JAMAICA	11,077	318	-	590	-	-
MEXICO	26,265	-	-	-	-	5,815
NICARAGUA	7,668	-	-	-	-	-
PANAMA	4,392	-	-	-	-	-
PARAGUAY	9,325	-	-	-	-	-
PERU	74,952	-	-	-	894	40
ST KITTS AND NEVIS	-	-	-	1	-	-
ST LUCIA	-	-	-	1	19	-
ST VINCENT + GREN.	-	-	-	-	68	-
TRINIDAD + TOBAGO	-	-	-	66	-	-
URUGUAY	40,770	-	-	-	-	-
VENEZUELA	33	-	-	-	2,110	-
INTERNATL. ORG. AND VARIOUS	1,601,449	-	-	-	-	6,278
GEN. AND REG. COSTS	2,173,685	-	-	-	-	368

NOTE: INCLUDED IN THE DATA FOR FY 1991, 1992 AND 1993 ARE TRANSFERS OF EXCESS DEFENSE ARTICLES (EDA) UNDER SECTION 519 OF THE FOREIGN ASSISTANCE ACT OF 1961, AS AMENDED. THESE EDA TRANSFERS ARE INTENDED TO HELP MODERNIZE THE MILITARY CAPABILITIES OF COUNTRIES WHICH ARE RECIPIENTS OF FOREIGN MILITARY FINANCING (FMF).

A/ DURING THE PERIOD FY 66-75, GRANT AID FUNDING IN SUPPORT OF ACTIVITIES IN SOUTHEAST ASIA WAS A PART OF THE REGULAR DOD APPROPRIATION AND WAS IDENTIFIED FOR PROGRAMMING PURPOSES AS MILITARY ASSISTANCE SERVICE FUNDED (MASF) PROGRAMS. THE FUNDS WERE USED FOR PROVIDING MILITARY EQUIPMENT AND RELATED SERVICES AND TRAINING TO THOSE COUNTRIES ENGAGED IN THE HOSTILITIES IN SOUTHEAST ASIA, I.E., KOREA, LAOS, PHILIPPINES, THAILAND, AND VIETNAM. ALSO INCLUDED ARE TRANSFERS TO KOREA UNDER SECTION 3, P.L. 91-952, DATED JANUARY 5, 1971 AND SECTION 23 OF P.L. 95-384, DATED SEPTEMBER 26, 1978, AS WELL AS THE TRANSFER OF AMMUNITION TO THAILAND UNDER SECTION 24 OF P.L. 96-92, DATED OCTOBER 29, 1979.

TOTALS MAY NOT ADD DUE TO ROUNDING

* LESS THAN \$500

MILITARY ASSISTANCE PROGRAM DELIVERIES/EXPENDITURES (CONTINUED)
INCLUDES MASF, EMERGENCY DRAWDOWNS, AND OTHER GRANT ASSISTANCE; EXCLUDES TRAINING

(DOLLARS IN THOUSANDS)

<u>FY 1998</u>	<u>FY 1999</u>	<u>FY 2000</u>	<u>FY 2001</u>	<u>FY 2002</u>	<u>FY 1950</u> <u>FY 2002</u>	
38,353	3,692	197	392	419	937,676	<u>WESTERN HEMISPHERE (CONTINUED)</u>
2,541	970	-	-	150	38,556	ECUADOR
-	-	-	-	-	74,238	EL SALVADOR
55	-	-	-	-	57	GRENADA
586	-	-	-	-	16,909	GUATEMALA
-	7	-	-	-	7	GUYANA
-	-	-	-	-	2,988	HAITI
-	316	-	-	-	25,355	HONDURAS
21	-	-	-	-	12,005	JAMAICA
-	-	-	-	-	32,080	MEXICO
-	-	-	-	-	7,668	NICARAGUA
-	79	-	-	-	4,471	PANAMA
-	-	-	-	-	9,325	PARAGUAY
5,613	132	-	55	-	81,685	PERU
74	-	-	-	-	75	ST KITTS AND NEVIS
2	-	-	-	-	22	ST LUCIA
-	-	-	-	-	68	ST VINCENT + GREN.
-	-	-	-	-	66	TRINIDAD + TOBAGO
-	-	-	-	-	40,770	URUGUAY
-	-	126	-	-	2,496	VENEZUELA
-	-	-	120	-	1,607,863	<u>INTERNATL. ORG. AND VARIOUS</u>
593	-	-	-	-	2,174,646	<u>GEN. AND REG. COSTS</u>

TOTALS MAY NOT ADD DUE TO ROUNDING

* LESS THAN \$500

MAP EXCESS DEFENSE ARTICLES PROGRAM - ACQUISITION COST
INCLUDES MILITARY ASSISTANCE SERVICE FUNDED

(DOLLARS IN THOUSANDS)

	FY 1950 FY 1992	FY 1993	FY 1994	FY 1995	FY 1996	FY 1997
WORLDWIDE	6,534,403	-	-	-	-	-
EAST ASIA AND PACIFIC	3,475,217	-	-	-	-	-
CAMBODIA	85,221	-	-	-	-	-
INDOCHINA	21,882	-	-	-	-	-
INDONESIA	34,003	-	-	-	-	-
JAPAN	174,979	-	-	-	-	-
KOREA (SEOUL) A/	663,885	-	-	-	-	-
LAOS A/	97,805	-	-	-	-	-
MYANMAR	12,250	-	-	-	-	-
REP OF PHILIPPINES A/	98,489	-	-	-	-	-
TAIWAN	941,286	-	-	-	-	-
THAILAND A/	244,955	-	-	-	-	-
VIETNAM A/	1,100,462	-	-	-	-	-
NEAR EAST AND SOUTH ASIA	182,427	-	-	-	-	-
INDIA	21,995	-	-	-	-	-
IRAN	61,632	-	-	-	-	-
IRAQ	3,342	-	-	-	-	-
JORDAN	45,557	-	-	-	-	-
LEBANON	309	-	-	-	-	-
LIBYA	2,195	-	-	-	-	-
MOROCCO	11,943	-	-	-	-	-
NEPAL	2	-	-	-	-	-
PAKISTAN	26,827	-	-	-	-	-
SAUDI ARABIA	1,765	-	-	-	-	-
SRI LANKA	2	-	-	-	-	-
TUNISIA	6,858	-	-	-	-	-
EUROPE	2,316,656	-	-	-	-	-
AUSTRIA	8,155	-	-	-	-	-
BELGIUM	21,327	-	-	-	-	-
DENMARK	20,935	-	-	-	-	-
FRANCE	289,843	-	-	-	-	-
GERMANY	718	-	-	-	-	-
GREECE	451,064	-	-	-	-	-
ITALY	214,639	-	-	-	-	-
LUXEMBOURG	178	-	-	-	-	-
NETHERLANDS	44,003	-	-	-	-	-
NORWAY	44,051	-	-	-	-	-
PORTUGAL	168,252	-	-	-	-	-
SPAIN	97,707	-	-	-	-	-
TURKEY	855,307	-	-	-	-	-
UNITED KINGDOM	72,950	-	-	-	-	-
YUGOSLAVIA	27,527	-	-	-	-	-

TOTALS MAY NOT ADD DUE TO ROUNDING

* LESS THAN \$500

MAP EXCESS DEFENSE ARTICLES PROGRAM - ACQUISITION COST
INCLUDES MILITARY ASSISTANCE SERVICE FUNDED

(DOLLARS IN THOUSANDS)

<u>FY 1998</u>	<u>FY 1999</u>	<u>FY 2000</u>	<u>FY 2001</u>	<u>FY 2002</u>	<u>FY 1950</u> <u>FY 2002</u>	
-	-	-	-	-	6,534,403	WORLDWIDE
-	-	-	-	-	3,475,217	EAST ASIA AND PACIFIC
-	-	-	-	-	85,221	CAMBODIA
-	-	-	-	-	21,882	INDOCHINA
-	-	-	-	-	34,003	INDONESIA
-	-	-	-	-	174,979	JAPAN
-	-	-	-	-	663,885	KOREA (SEOUL) A/
-	-	-	-	-	97,805	LAOS A/
-	-	-	-	-	12,250	MYANMAR
-	-	-	-	-	98,489	REP OF PHILIPPINES A/
-	-	-	-	-	941,286	TAIWAN
-	-	-	-	-	244,955	THAILAND A/
-	-	-	-	-	1,100,462	VIETNAM A/
-	-	-	-	-	182,427	NEAR EAST AND SOUTH ASIA
-	-	-	-	-	21,995	INDIA
-	-	-	-	-	61,632	IRAN
-	-	-	-	-	3,342	IRAQ
-	-	-	-	-	45,557	JORDAN
-	-	-	-	-	309	LEBANON
-	-	-	-	-	2,195	LIBYA
-	-	-	-	-	11,943	MOROCCO
-	-	-	-	-	2	NEPAL
-	-	-	-	-	26,827	PAKISTAN
-	-	-	-	-	1,765	SAUDI ARABIA
-	-	-	-	-	2	SRI LANKA
-	-	-	-	-	6,858	TUNISIA
-	-	-	-	-	2,316,656	EUROPE
-	-	-	-	-	8,155	AUSTRIA
-	-	-	-	-	21,327	BELGIUM
-	-	-	-	-	20,935	DENMARK
-	-	-	-	-	289,843	FRANCE
-	-	-	-	-	718	GERMANY
-	-	-	-	-	451,064	GREECE
-	-	-	-	-	214,639	ITALY
-	-	-	-	-	178	LUXEMBOURG
-	-	-	-	-	44,003	NETHERLANDS
-	-	-	-	-	44,051	NORWAY
-	-	-	-	-	168,252	PORTUGAL
-	-	-	-	-	97,707	SPAIN
-	-	-	-	-	855,307	TURKEY
-	-	-	-	-	72,950	UNITED KINGDOM
-	-	-	-	-	27,527	YUGOSLAVIA

TOTALS MAY NOT ADD DUE TO ROUNDING

* LESS THAN \$500

MAP EXCESS DEFENSE ARTICLES PROGRAM - ACQUISITION COST (CONTINUED)
INCLUDES MILITARY ASSISTANCE SERVICE FUNDED

(DOLLARS IN THOUSANDS)

	FY 1950 FY 1992	FY 1993	FY 1994	FY 1995	FY 1996	FY 1997
AFRICA	36,414	-	-	-	-	-
CAMEROON	4	-	-	-	-	-
CHAD	170	-	-	-	-	-
CONGO (KINSHASA)	5,213	-	-	-	-	-
ETHIOPIA	30,353	-	-	-	-	-
GUINEA	50	-	-	-	-	-
LIBERIA	390	-	-	-	-	-
MALI	201	-	-	-	-	-
SENEGAL	33	-	-	-	-	-
WESTERN HEMISPHERE	231,623	-	-	-	-	-
ARGENTINA	4,375	-	-	-	-	-
BOLIVIA	10,047	-	-	-	-	-
BRAZIL	83,092	-	-	-	-	-
CHILE	24,010	-	-	-	-	-
COLOMBIA	17,903	-	-	-	-	-
COSTA RICA	115	-	-	-	-	-
CUBA	5,516	-	-	-	-	-
DOMINICAN REPUBLIC	3,903	-	-	-	-	-
ECUADOR	10,364	-	-	-	-	-
EL SALVADOR	2,454	-	-	-	-	-
GUATEMALA	6,732	-	-	-	-	-
HAITI	195	-	-	-	-	-
HONDURAS	3,821	-	-	-	-	-
JAMAICA	4	-	-	-	-	-
MEXICO	50	-	-	-	-	-
NICARAGUA	5,233	-	-	-	-	-
PANAMA	1,673	-	-	-	-	-
PARAGUAY	11,182	-	-	-	-	-
PERU	20,277	-	-	-	-	-
URUGUAY	20,352	-	-	-	-	-
VENEZUELA	324	-	-	-	-	-
INTERNATL. ORG. AND VARIOUS	529	-	-	-	-	-
GEN. AND REG. COSTS	291,537	-	-	-	-	-

A/ DURING THE PERIOD FY 66-75, GRANT AID FUNDING IN SUPPORT OF ACTIVITIES IN SOUTHEAST ASIA WAS A PART OF THE REGULAR DOD APPROPRIATION AND WAS IDENTIFIED FOR PROGRAMMING PURPOSES AS MILITARY ASSISTANCE SERVICE FUNDED (MASF) PROGRAMS. THE FUNDS WERE USED FOR PROVIDING MILITARY EQUIPMENT AND RELATED SERVICES AND TRAINING TO THOSE COUNTRIES ENGAGED IN THE HOSTILITIES IN SOUTHEAST ASIA, I.E., KOREA, LAOS, PHILIPPINES, THAILAND, AND VIETNAM. ALSO INCLUDED ARE TRANSFERS TO KOREA UNDER SECTION 3, P.L. 91-952, DATED JANUARY 5, 1971 AND SECTION 23 OF P.L. 95-384, DATED SEPTEMBER 26, 1978, AS WELL AS THE TRANSFER OF AMMUNITION TO THAILAND UNDER SECTION 24 OF P.L. 96-92, DATED OCTOBER 29, 1979.

TOTALS MAY NOT ADD DUE TO ROUNDING

* LESS THAN \$500

MAP EXCESS DEFENSE ARTICLES PROGRAM - ACQUISITION COST (CONTINUED)
INCLUDES MILITARY ASSISTANCE SERVICE FUNDED

(DOLLARS IN THOUSANDS)

<u>FY 1998</u>	<u>FY 1999</u>	<u>FY 2000</u>	<u>FY 2001</u>	<u>FY 2002</u>	<u>FY 1950</u> <u>FY 2002</u>	
-	-	-	-	-	36,414	<u>AFRICA</u>
-	-	-	-	-	4	CAMEROON
-	-	-	-	-	170	CHAD
-	-	-	-	-	5,213	CONGO (KINSHASA)
-	-	-	-	-	30,353	ETHIOPIA
-	-	-	-	-	50	GUINEA
-	-	-	-	-	390	LIBERIA
-	-	-	-	-	201	MALI
-	-	-	-	-	33	SENEGAL
-	-	-	-	-	231,623	<u>WESTERN HEMISPHERE</u>
-	-	-	-	-	4,375	ARGENTINA
-	-	-	-	-	10,047	BOLIVIA
-	-	-	-	-	83,092	BRAZIL
-	-	-	-	-	24,010	CHILE
-	-	-	-	-	17,903	COLOMBIA
-	-	-	-	-	115	COSTA RICA
-	-	-	-	-	5,516	CUBA
-	-	-	-	-	3,903	DOMINICAN REPUBLIC
-	-	-	-	-	10,364	ECUADOR
-	-	-	-	-	2,454	EL SALVADOR
-	-	-	-	-	6,732	GUATEMALA
-	-	-	-	-	195	HAITI
-	-	-	-	-	3,821	HONDURAS
-	-	-	-	-	4	JAMAICA
-	-	-	-	-	50	MEXICO
-	-	-	-	-	5,233	NICARAGUA
-	-	-	-	-	1,673	PANAMA
-	-	-	-	-	11,182	PARAGUAY
-	-	-	-	-	20,277	PERU
-	-	-	-	-	20,352	URUGUAY
-	-	-	-	-	324	VENEZUELA
-	-	-	-	-	529	<u>INTERNATL. ORG. AND VARIOUS</u>
-	-	-	-	-	291,537	<u>GEN. AND REG. COSTS</u>

TOTALS MAY NOT ADD DUE TO ROUNDING

* LESS THAN \$500

MAP EXCESS DEFENSE ARTICLES DELIVERED - ACQUISITION COST
INCLUDES MILITARY ASSISTANCE SERVICE FUNDED

(DOLLARS IN THOUSANDS)

	FY 1950 FY 1992	FY 1993	FY 1994	FY 1995	FY 1996	FY 1997
WORLDWIDE	6,388,127	-	-	-	-	-
EAST ASIA AND PACIFIC	3,475,080	-	-	-	-	-
CAMBODIA	85,221	-	-	-	-	-
INDOCHINA	21,882	-	-	-	-	-
INDONESIA	34,003	-	-	-	-	-
JAPAN	174,979	-	-	-	-	-
KOREA (SEOUL) A/	663,748	-	-	-	-	-
LAOS A/	97,805	-	-	-	-	-
MYANMAR	12,250	-	-	-	-	-
REP OF PHILIPPINES A/	98,489	-	-	-	-	-
TAIWAN	941,286	-	-	-	-	-
THAILAND A/	244,955	-	-	-	-	-
VIETNAM A/	1,100,462	-	-	-	-	-
NEAR EAST AND SOUTH ASIA	182,427	-	-	-	-	-
INDIA	21,995	-	-	-	-	-
IRAN	61,632	-	-	-	-	-
IRAQ	3,342	-	-	-	-	-
JORDAN	45,557	-	-	-	-	-
LEBANON	309	-	-	-	-	-
LIBYA	2,195	-	-	-	-	-
MOROCCO	11,943	-	-	-	-	-
NEPAL	2	-	-	-	-	-
PAKISTAN	26,827	-	-	-	-	-
SAUDI ARABIA	1,765	-	-	-	-	-
SRI LANKA	2	-	-	-	-	-
TUNISIA	6,858	-	-	-	-	-
EUROPE	2,172,753	-	-	-	-	-
AUSTRIA	8,155	-	-	-	-	-
BELGIUM	21,327	-	-	-	-	-
DENMARK	20,935	-	-	-	-	-
FRANCE	289,843	-	-	-	-	-
GERMANY	718	-	-	-	-	-
GREECE	451,064	-	-	-	-	-
ITALY	214,639	-	-	-	-	-
LUXEMBOURG	178	-	-	-	-	-
NETHERLANDS	44,003	-	-	-	-	-
NORWAY	44,051	-	-	-	-	-
PORTUGAL	25,240	-	-	-	-	-
SPAIN	97,707	-	-	-	-	-
TURKEY	854,416	-	-	-	-	-
UNITED KINGDOM	72,950	-	-	-	-	-
YUGOSLAVIA	27,527	-	-	-	-	-

TOTALS MAY NOT ADD DUE TO ROUNDING

* LESS THAN \$500

MAP EXCESS DEFENSE ARTICLES DELIVERED - ACQUISITION COST
INCLUDES MILITARY ASSISTANCE SERVICE FUNDED

(DOLLARS IN THOUSANDS)

<u>FY 1998</u>	<u>FY 1999</u>	<u>FY 2000</u>	<u>FY 2001</u>	<u>FY 2002</u>	<u>FY 1950</u> <u>FY 2002</u>	
-	-	-	-	-	6,388,127	WORLDWIDE
-	-	-	-	-	3,475,080	EAST ASIA AND PACIFIC
-	-	-	-	-	85,221	CAMBODIA
-	-	-	-	-	21,882	INDOCHINA
-	-	-	-	-	34,003	INDONESIA
-	-	-	-	-	174,979	JAPAN
-	-	-	-	-	663,748	KOREA (SEOUL) A/
-	-	-	-	-	97,805	LAOS A/
-	-	-	-	-	12,250	MYANMAR
-	-	-	-	-	98,489	REP OF PHILIPPINES A/
-	-	-	-	-	941,286	TAIWAN
-	-	-	-	-	244,955	THAILAND A/
-	-	-	-	-	1,100,462	VIETNAM A/
-	-	-	-	-	182,427	NEAR EAST AND SOUTH ASIA
-	-	-	-	-	21,995	INDIA
-	-	-	-	-	61,632	IRAN
-	-	-	-	-	3,342	IRAQ
-	-	-	-	-	45,557	JORDAN
-	-	-	-	-	309	LEBANON
-	-	-	-	-	2,195	LIBYA
-	-	-	-	-	11,943	MOROCCO
-	-	-	-	-	2	NEPAL
-	-	-	-	-	26,827	PAKISTAN
-	-	-	-	-	1,765	SAUDI ARABIA
-	-	-	-	-	2	SRI LANKA
-	-	-	-	-	6,858	TUNISIA
-	-	-	-	-	2,172,753	EUROPE
-	-	-	-	-	8,155	AUSTRIA
-	-	-	-	-	21,327	BELGIUM
-	-	-	-	-	20,935	DENMARK
-	-	-	-	-	289,843	FRANCE
-	-	-	-	-	718	GERMANY
-	-	-	-	-	451,064	GREECE
-	-	-	-	-	214,639	ITALY
-	-	-	-	-	178	LUXEMBOURG
-	-	-	-	-	44,003	NETHERLANDS
-	-	-	-	-	44,051	NORWAY
-	-	-	-	-	25,240	PORTUGAL
-	-	-	-	-	97,707	SPAIN
-	-	-	-	-	854,416	TURKEY
-	-	-	-	-	72,950	UNITED KINGDOM
-	-	-	-	-	27,527	YUGOSLAVIA

TOTALS MAY NOT ADD DUE TO ROUNDING

* LESS THAN \$500

MAP EXCESS DEFENSE ARTICLES DELIVERED - ACQUISITION COST (CONTINUED)
INCLUDES MILITARY ASSISTANCE SERVICE FUNDED

(DOLLARS IN THOUSANDS)

	FY 1950 FY 1992	FY 1993	FY 1994	FY 1995	FY 1996	FY 1997
AFRICA	36,244	-	-	-	-	-
CAMEROON	4	-	-	-	-	-
CONGO (KINSHASA)	5,213	-	-	-	-	-
ETHIOPIA	30,353	-	-	-	-	-
GUINEA	50	-	-	-	-	-
LIBERIA	390	-	-	-	-	-
MALI	201	-	-	-	-	-
SENEGAL	33	-	-	-	-	-
WESTERN HEMISPHERE	229,557	-	-	-	-	-
ARGENTINA	4,375	-	-	-	-	-
BOLIVIA	9,966	-	-	-	-	-
BRAZIL	83,092	-	-	-	-	-
CHILE	24,010	-	-	-	-	-
COLOMBIA	17,903	-	-	-	-	-
COSTA RICA	115	-	-	-	-	-
CUBA	5,516	-	-	-	-	-
DOMINICAN REPUBLIC	3,903	-	-	-	-	-
ECUADOR	10,364	-	-	-	-	-
EL SALVADOR	2,454	-	-	-	-	-
GUATEMALA	6,732	-	-	-	-	-
HAITI	195	-	-	-	-	-
HONDURAS	1,995	-	-	-	-	-
JAMAICA	4	-	-	-	-	-
MEXICO	50	-	-	-	-	-
NICARAGUA	5,081	-	-	-	-	-
PANAMA	1,673	-	-	-	-	-
PARAGUAY	11,176	-	-	-	-	-
PERU	20,277	-	-	-	-	-
URUGUAY	20,352	-	-	-	-	-
VENEZUELA	324	-	-	-	-	-
INTERNATL. ORG. AND VARIOUS	529	-	-	-	-	-
GEN. AND REG. COSTS	291,537	-	-	-	-	-

A/ DURING THE PERIOD FY 66-75, GRANT AID FUNDING IN SUPPORT OF ACTIVITIES IN SOUTHEAST ASIA WAS A PART OF THE REGULAR DOD APPROPRIATION AND WAS IDENTIFIED FOR PROGRAMMING PURPOSES AS MILITARY ASSISTANCE SERVICE FUNDED (MASF) PROGRAMS. THE FUNDS WERE USED FOR PROVIDING MILITARY EQUIPMENT AND RELATED SERVICES AND TRAINING TO THOSE COUNTRIES ENGAGED IN THE HOSTILITIES IN SOUTHEAST ASIA, I.E., KOREA, LAOS, PHILIPPINES, THAILAND, AND VIETNAM. ALSO INCLUDED ARE TRANSFERS TO KOREA UNDER SECTION 3, P.L. 91-952, DATED JANUARY 5, 1971 AND SECTION 23 OF P.L. 95-384, DATED SEPTEMBER 26, 1978, AS WELL AS THE TRANSFER OF AMMUNITION TO THAILAND UNDER SECTION 24 OF P.L. 96-92, DATED OCTOBER 29, 1979.

TOTALS MAY NOT ADD DUE TO ROUNDING

* LESS THAN \$500

MAP EXCESS DEFENSE ARTICLES DELIVERED - ACQUISITION COST (CONTINUED)
INCLUDES MILITARY ASSISTANCE SERVICE FUNDED

(DOLLARS IN THOUSANDS)

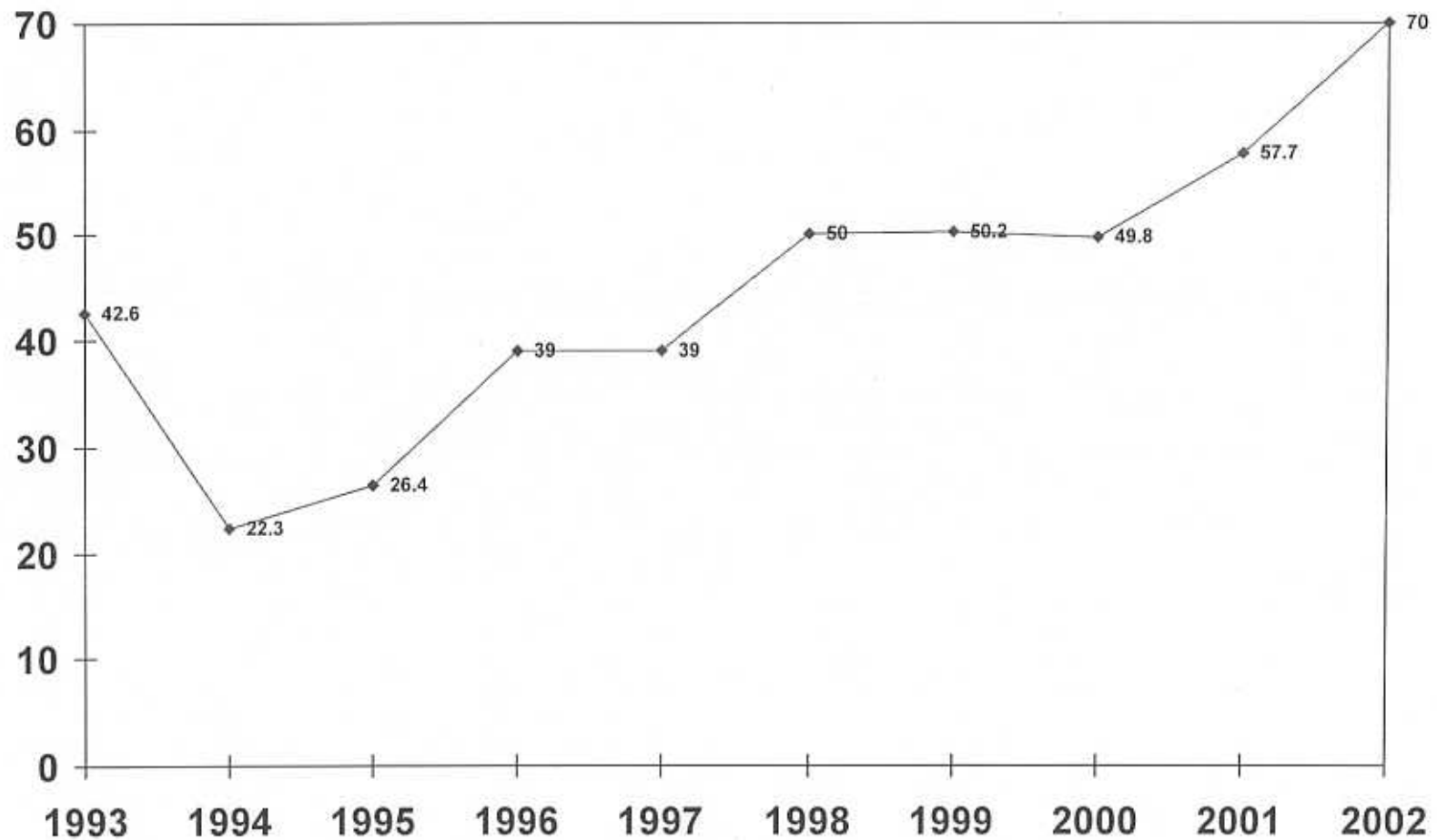
<u>FY 1998</u>	<u>FY 1999</u>	<u>FY 2000</u>	<u>FY 2001</u>	<u>FY 2002</u>	<u>FY 1950</u> <u>FY 2002</u>	
-	-	-	-	-	36,244	AFRICA
-	-	-	-	-	4	CAMEROON
-	-	-	-	-	5,213	CONGO (KINSHASA)
-	-	-	-	-	30,353	ETHIOPIA
-	-	-	-	-	50	GUINEA
-	-	-	-	-	390	LIBERIA
-	-	-	-	-	201	MALI
-	-	-	-	-	33	SENEGAL
-	-	-	-	-	229,557	WESTERN HEMISPHERE
-	-	-	-	-	4,375	ARGENTINA
-	-	-	-	-	9,966	BOLIVIA
-	-	-	-	-	83,092	BRAZIL
-	-	-	-	-	24,010	CHILE
-	-	-	-	-	17,903	COLOMBIA
-	-	-	-	-	115	COSTA RICA
-	-	-	-	-	5,516	CUBA
-	-	-	-	-	3,903	DOMINICAN REPUBLIC
-	-	-	-	-	10,364	ECUADOR
-	-	-	-	-	2,454	EL SALVADOR
-	-	-	-	-	6,732	GUATEMALA
-	-	-	-	-	195	HAITI
-	-	-	-	-	1,995	HONDURAS
-	-	-	-	-	4	JAMAICA
-	-	-	-	-	50	MEXICO
-	-	-	-	-	5,081	NICARAGUA
-	-	-	-	-	1,673	PANAMA
-	-	-	-	-	11,176	PARAGUAY
-	-	-	-	-	20,277	PERU
-	-	-	-	-	20,352	URUGUAY
-	-	-	-	-	324	VENEZUELA
-	-	-	-	-	529	INTERNATL. ORG. AND VARIOUS
-	-	-	-	-	291,537	GEN. AND REG. COSTS

TOTALS MAY NOT ADD DUE TO ROUNDING

* LESS THAN \$500

PAGE INTENTIONALLY LEFT BLANK

IMET PROGRAM/DELIVERIES
INCLUDES MASF AND EMERGENCY DRAWDOWNS
(Dollars in Millions)



INTERNATIONAL MILITARY EDUCATION AND TRAINING PROGRAM/DELIVERIES
INCLUDES MILITARY ASSISTANCE SERVICE FUNDED AND EMERGENCY DRAWDOWNS

(DOLLARS IN THOUSANDS)

	FY 1950 FY 1992	FY 1993	FY 1994	FY 1995	FY 1996	FY 1997
WORLDWIDE	2,522,952	42,627	22,250	26,350	38,997	43,475
EAST ASIA AND PACIFIC	909,942	5,539	2,395	3,471	4,846	5,015
CAMBODIA	14,603	-	122	273	403	463
EAST TIMOR	-	-	-	-	-	-
FIJI	398	-	-	-	-	-
INDOCHINA	598	-	-	-	-	-
INDONESIA	52,347	-	-	-	577	105
JAPAN	44,589	-	-	-	-	-
KOREA (SEOUL) A/	174,940	273	21	10	9	-
LAOS A/	42,814	-	-	-	-	-
MALAYSIA	11,709	-	318	504	613	631
MONGOLIA	108	108	50	98	70	365
MYANMAR	5,791	-	-	-	-	-
PAPUA NEW GUINEA	622	100	50	125	162	111
REP OF PHILIPPINES A/	58,881	2,539	876	1,193	1,210	1,295
SINGAPORE	466	20	10	20	20	-
SOLOMON ISLANDS	228	20	8	101	85	146
TAIWAN	103,156	-	-	-	-	-
THAILAND A/	96,158	2,339	895	999	1,445	1,600
TONGA	392	61	15	50	85	105
VANUATU	-	30	15	50	88	99
VIETNAM A/	302,142	-	-	-	-	-
WESTERN SAMOA	-	48	15	48	79	95
NEAR EAST AND SOUTH ASIA	263,056	6,960	3,638	4,860	5,765	6,457
AFGHANISTAN	5,616	-	-	-	-	-
ALGERIA	879	137	56	74	75	61
BAHRAIN	74	103	56	75	108	149
BANGLADESH	4,201	462	182	209	326	342
EGYPT	20,201	1,718	800	1,000	1,009	1,000
INDIA	9,088	362	152	208	357	404
IRAN	67,442	-	-	-	-	-
IRAQ	1,487	-	-	-	-	-
ISRAEL	218	-	-	-	-	-
JORDAN	28,810	501	800	1,003	1,202	1,655
LEBANON	8,279	591	304	394	474	547
LIBYA	2,795	-	-	-	-	-
MALDIVES	387	102	-	50	80	85
MOROCCO	29,833	1,140	528	724	830	812
NEPAL	1,839	149	106	96	140	196
OMAN	1,145	92	54	131	119	117
PAKISTAN	31,884	-	-	-	-	-
SAUDI ARABIA	12,456	-	-	-	-	-
SRI LANKA	2,123	388	100	96	179	200

TOTALS MAY NOT ADD DUE TO ROUNDING

* LESS THAN \$500

INTERNATIONAL MILITARY EDUCATION AND TRAINING PROGRAM/DELIVERIES
INCLUDES MILITARY ASSISTANCE SERVICE FUNDED AND EMERGENCY DRAWDOWNS

(DOLLARS IN THOUSANDS)

<u>FY 1998</u>	<u>FY 1999</u>	<u>FY 2000</u>	<u>FY 2001</u>	<u>FY 2002</u>	<u>FY 1950</u> <u>FY 2002</u>	
50,034	50,159	49,810	57,748	70,000	2,974,333	WORLDWIDE
5,686	5,298	4,956	5,269	6,412	958,829	EAST ASIA AND PACIFIC
-	-	-	-	-	15,864	CAMBODIA
-	-	-	-	43	43	EAST TIMOR
-	15	78	-	-	491	FIJI
-	-	-	-	-	598	INDOCHINA
476	486	-	-	405	54,396	INDONESIA
-	-	-	-	-	44,589	JAPAN
-	-	-	-	-	175,253	KOREA (SEOUL) A/
-	-	-	-	-	42,814	LAOS A/
939	713	740	757	831	17,755	MALAYSIA
425	429	512	750	685	3,600	MONGOLIA
-	-	-	-	-	5,791	MYANMAR
173	156	177	160	206	2,041	PAPUA NEW GUINEA
1,278	1,348	1,415	1,436	2,025	73,497	REP OF PHILIPPINES A/
-	-	-	-	-	536	SINGAPORE
122	157	53	62	146	1,128	SOLOMON ISLANDS
-	-	-	-	-	103,156	TAIWAN
1,985	1,703	1,730	1,852	1,748	112,454	THAILAND A/
99	99	103	100	115	1,224	TONGA
93	87	63	64	95	684	VANUATU
-	-	-	-	-	302,142	VIETNAM A/
96	105	85	88	113	772	WESTERN SAMOA
6,693	7,141	7,227	7,754	10,621	330,172	NEAR EAST AND SOUTH ASIA
-	-	-	-	-	5,616	AFGHANISTAN
126	124	115	121	67	1,835	ALGERIA
251	228	216	249	395	1,904	BAHRAIN
312	394	456	507	648	8,039	BANGLADESH
1,000	1,040	1,006	1,119	1,217	31,110	EGYPT
177	241	489	498	1,012	12,988	INDIA
-	-	-	-	-	67,442	IRAN
-	-	-	-	-	1,487	IRAQ
-	-	-	-	-	218	ISRAEL
1,600	1,654	1,679	1,700	2,012	42,616	JORDAN
550	554	582	546	568	13,389	LEBANON
-	-	-	-	-	2,795	LIBYA
101	94	100	110	125	1,234	MALDIVES
907	927	904	999	1,041	38,645	MOROCCO
196	189	216	237	377	3,740	NEPAL
217	233	230	250	481	3,069	OMAN
-	174	-	-	894	32,952	PAKISTAN
-	-	-	-	24	12,480	SAUDI ARABIA
214	230	203	252	259	4,244	SRI LANKA

TOTALS MAY NOT ADD DUE TO ROUNDING

* LESS THAN \$500

INTERNATIONAL MILITARY EDUCATION AND TRAINING PROGRAM/DELIVERIES (CONTINUED)
INCLUDES MILITARY ASSISTANCE SERVICE FUNDED AND EMERGENCY DRAWDOWNS

(DOLLARS IN THOUSANDS)

	FY 1950 FY 1992	FY 1993	FY 1994	FY 1995	FY 1996	FY 1997
NEAR EAST AND SOUTH ASIA (CONTINUED)						
SYRIA	56	-	-	-	-	-
TUNISIA	22,070	1,215	500	800	816	837
YEMEN	12,173	-	-	-	50	52
EUROPE	663,652	8,892	6,757	7,897	13,253	15,180
ALBANIA	128	172	165	226	432	666
ARMENIA	-	-	-	-	-	-
AUSTRIA	1,847	-	10	15	15	-
AZERBAIJAN	-	-	-	-	-	-
BELARUS	-	97	100	94	279	273
BELGIUM	33,889	-	-	-	-	-
BOSNIA-HERZEGOVINA	-	-	-	-	259	500
BULGARIA	333	279	300	400	708	903
CROATIA	-	-	-	105	218	427
CZECH REPUBLIC	-	469	500	500	795	737
CZECHOSLOVAKIA	893	61	-	-	-	-
DENMARK	30,451	-	-	-	-	-
ESTONIA	61	88	152	180	386	572
FINLAND	744	-	10	15	14	-
FRANCE	107,987	-	-	-	-	-
GEORGIA	-	-	63	82	302	312
GERMANY	16,173	-	-	-	-	-
GREECE	59,402	243	100	48	54	28
HUNGARY	891	699	700	796	1,034	1,014
ICELAND	194	-	-	-	-	-
IRELAND	21	-	-	-	-	-
ITALY	46,566	-	-	-	-	-
KAZAKHSTAN	-	163	90	97	388	389
KYRGYZSTAN	-	-	50	60	231	257
LATVIA	46	113	195	197	388	535
LITHUANIA	72	148	150	196	498	523
LUXEMBOURG	550	-	-	-	-	-
MACEDONIA (FYROM)	-	-	-	125	249	319
MALTA	136	53	18	58	30	104
MOLDOVA	-	-	57	106	273	268
NETHERLANDS	39,100	-	-	-	-	-
NORWAY	31,652	-	-	-	-	-
POLAND	1,061	684	700	747	1,021	1,000
PORTUGAL	47,223	996	500	500	769	551
ROMANIA	-	309	312	460	758	922
RUSSIA	132	455	471	413	760	842
SLOVAKIA	-	128	296	253	471	621
SLOVENIA	-	82	113	150	253	400

TOTALS MAY NOT ADD DUE TO ROUNDING

* LESS THAN \$500

INTERNATIONAL MILITARY EDUCATION AND TRAINING PROGRAM/DELIVERIES (CONTINUED)
INCLUDES MILITARY ASSISTANCE SERVICE FUNDED AND EMERGENCY DRAWDOWNS

(DOLLARS IN THOUSANDS)

<u>FY 1998</u>	<u>FY 1999</u>	<u>FY 2000</u>	<u>FY 2001</u>	<u>FY 2002</u>	<u>FY 1950</u> <u>FY 2002</u>	
-	-	-	-	-	56	SYRIA
900	937	906	968	1,013	30,962	TUNISIA
142	122	125	198	488	13,350	YEMEN
18,713	18,450	19,438	22,552	26,817	821,601	EUROPE
613	650	646	1,200	866	5,764	ALBANIA
-	-	-	-	75	75	ARMENIA
-	-	-	-	-	1,887	AUSTRIA
-	-	-	-	377	377	AZERBAIJAN
61	-	-	-	-	904	BELARUS
-	-	-	-	-	33,889	BELGIUM
600	632	601	1,109	800	4,501	BOSNIA-HERZEGOVINA
950	974	1,000	1,599	1,211	8,657	BULGARIA
455	435	514	1,032	593	3,779	CROATIA
1,394	1,227	1,441	1,370	1,800	10,233	CZECH REPUBLIC
-	-	-	-	-	954	CZECHOSLOVAKIA
-	-	-	-	-	30,451	DENMARK
689	675	789	750	1,036	5,377	ESTONIA
-	-	-	-	-	783	FINLAND
-	-	-	-	-	107,987	FRANCE
416	394	409	481	889	3,348	GEORGIA
-	-	-	-	-	16,173	GERMANY
31	25	25	25	499	60,481	GREECE
1,347	1,500	1,398	1,394	1,789	12,562	HUNGARY
-	-	-	-	-	194	ICELAND
-	-	-	-	-	21	IRELAND
-	-	-	-	-	46,566	ITALY
587	540	567	583	893	4,297	KAZAKHSTAN
336	383	358	380	600	2,655	KYRGYZSTAN
751	729	749	815	1,047	5,566	LATVIA
664	727	750	797	1,019	5,543	LITHUANIA
-	-	-	-	-	550	LUXEMBOURG
457	448	504	741	579	3,422	MACEDONIA (FYROM)
91	109	100	136	295	1,130	MALTA
460	485	487	630	889	3,655	MOLDOVA
-	-	-	-	-	39,100	NETHERLANDS
-	-	-	-	-	31,652	NORWAY
1,318	1,600	1,670	1,318	1,891	13,010	POLAND
844	700	656	594	720	54,053	PORTUGAL
1,094	1,111	1,093	1,544	1,356	8,959	ROMANIA
732	228	717	156	-	4,907	RUSSIA
621	623	633	992	845	5,483	SLOVAKIA
654	650	579	1,022	827	4,730	SLOVENIA

TOTALS MAY NOT ADD DUE TO ROUNDING

* LESS THAN \$500

INTERNATIONAL MILITARY EDUCATION AND TRAINING PROGRAM/DELIVERIES (CONTINUED)
INCLUDES MILITARY ASSISTANCE SERVICE FUNDED AND EMERGENCY DRAWDOWNS

(DOLLARS IN THOUSANDS)

	FY 1950 FY 1992	FY 1993	FY 1994	FY 1995	FY 1996	FY 1997
EUROPE (CONTINUED)						
SPAIN	67,399	240	49	52	49	-
TAJIKISTAN	-	-	-	-	-	-
TURKEY	149,923	3,032	1,006	1,102	1,095	1,454
TURKMENISTAN	-	-	50	118	213	262
UKRAINE	77	379	600	707	1,019	1,015
UNITED KINGDOM	21,624	-	-	-	-	-
UZBEKISTAN	-	-	-	95	293	286
YUGOSLAVIA	5,076	-	-	-	-	-
AFRICA	135,986	8,683	4,021	4,955	6,016	7,093
ANGOLA	-	-	-	-	-	174
BENIN	660	113	99	161	281	350
BOTSWANA	3,760	445	364	440	454	391
BURKINA FASO	960	-	-	-	-	-
BURUNDI	1,430	333	-	44	71	-
CAMEROON	2,537	328	100	-	83	104
CAPE VERDE	757	167	-	75	64	208
CENTRAL AFRICAN REP	1,425	215	-	186	110	158
CHAD	2,942	370	225	62	-	27
COMOROS	321	137	-	-	64	76
CONGO (BRAZZAVILLE)	491	142	109	150	162	147
CONGO (KINSHASA)	18,121	-	-	-	-	-
DJIBOUTI	1,308	206	106	125	150	94
EQUATORIAL GUINEA	815	-	-	-	-	-
ERITREA	-	-	82	200	261	413
ETHIOPIA	22,701	160	113	248	327	313
GABON	1,184	115	-	-	-	-
GAMBIA	654	98	100	-	-	-
GHANA	3,991	303	229	222	257	243
GUINEA	1,494	187	88	155	35	55
GUINEA-BISSAU	594	203	102	75	88	119
IVORY COAST	1,659	213	150	120	151	170
KENYA	15,471	652	288	283	297	304
LESOTHO	459	130	-	32	72	76
LIBERIA	9,401	-	-	-	-	-
MADAGASCAR	784	274	-	-	102	113
MALAWI	1,760	108	125	125	154	228
MALI	2,895	198	134	163	155	152
MAURITANIA	769	-	-	-	-	-
MAURITIUS	92	65	-	-	-	22
MOZAMBIQUE	272	176	-	138	203	204
NAMIBIA	406	300	220	126	190	188
NIGER	3,199	349	200	189	11	-

TOTALS MAY NOT ADD DUE TO ROUNDING

* LESS THAN \$500

INTERNATIONAL MILITARY EDUCATION AND TRAINING PROGRAM/DELIVERIES (CONTINUED)
INCLUDES MILITARY ASSISTANCE SERVICE FUNDED AND EMERGENCY DRAWDOWNS

(DOLLARS IN THOUSANDS)

FY 1998	FY 1999	FY 2000	FY 2001	FY 2002	FY 1950 FY 2002	
						EUROPE (CONTINUED)
-	-	-	-	-	67,789	SPAIN
-	-	-	-	259	259	TAJIKISTAN
1,505	1,514	1,554	1,689	2,756	166,630	TURKEY
336	261	313	258	388	2,199	TURKMENISTAN
1,250	1,304	1,338	1,443	1,638	10,770	UKRAINE
-	-	-	-	-	21,624	UNITED KINGDOM
457	526	547	494	880	3,578	UZBEKISTAN
-	-	-	-	-	5,076	YUGOSLAVIA
7,989	8,463	7,543	8,533	10,331	209,613	AFRICA
-	-	-	-	-	174	ANGOLA
376	372	356	384	502	3,654	BENIN
540	562	479	663	692	8,790	BOTSWANA
-	-	-	-	-	960	BURKINA FASO
-	-	-	-	-	1,878	BURUNDI
142	184	189	223	193	4,084	CAMEROON
153	70	123	126	146	1,888	CAPE VERDE
150	81	103	116	128	2,672	CENTRAL AFRICAN REP
100	87	100	173	216	4,302	CHAD
101	14	-	-	-	713	COMOROS
-	-	-	86	140	1,428	CONGO (BRAZZAVILLE)
-	-	-	-	-	18,121	CONGO (KINSHASA)
103	123	163	132	163	2,673	DJIBOUTI
-	-	-	-	-	815	EQUATORIAL GUINEA
409	439	27	155	340	2,326	ERITREA
279	516	152	-	445	25,254	ETHIOPIA
-	-	47	131	157	1,634	GABON
-	-	-	-	48	899	GAMBIA
288	391	450	338	482	7,195	GHANA
70	167	179	254	266	2,950	GUINEA
64	-	22	55	69	1,391	GUINEA-BISSAU
211	189	22	-	-	2,886	IVORY COAST
443	462	422	443	486	19,551	KENYA
75	74	86	78	96	1,178	LESOTHO
-	-	-	-	-	9,401	LIBERIA
146	115	160	158	208	2,060	MADAGASCAR
284	332	345	388	385	4,234	MALAWI
275	374	270	355	342	5,313	MALI
-	-	-	83	130	982	MAURITANIA
63	95	79	86	92	594	MAURITIUS
178	184	178	200	153	1,886	MOZAMBIQUE
203	145	175	193	208	2,354	NAMIBIA
-	-	-	102	132	4,182	NIGER

TOTALS MAY NOT ADD DUE TO ROUNDING

* LESS THAN \$500

INTERNATIONAL MILITARY EDUCATION AND TRAINING PROGRAM/DELIVERIES (CONTINUED)
INCLUDES MILITARY ASSISTANCE SERVICE FUNDED AND EMERGENCY DRAWDOWNS

(DOLLARS IN THOUSANDS)

	FY 1950 FY 1992	FY 1993	FY 1994	FY 1995	FY 1996	FY 1997
AFRICA (CONTINUED)						
NIGERIA	2,535	139	-	-	-	-
RWANDA	776	141	75	50	243	359
SAO TOME & PRINCIPE	498	175	-	29	75	72
SENEGAL	6,012	749	450	598	637	697
SEYCHELLES	268	128	-	10	31	50
SIERRA LEONE	907	284	-	52	134	3
SOMALIA	6,619	-	-	-	-	-
SOUTH AFRICA	-	-	104	297	466	656
SUDAN	10,131	-	-	-	-	-
SWAZILAND	685	147	-	57	50	85
TANZANIA	387	177	114	81	126	5
TOGO	751	-	-	-	-	25
UGANDA	1,002	198	128	138	189	342
ZAMBIA	135	151	75	92	99	172
ZIMBABWE	1,969	403	241	232	224	298
WESTERN HEMISPHERE	300,126	10,885	4,551	4,458	8,217	8,532
ANTIGUA & BARBUDA	244	16	6	3	95	93
ARGENTINA	13,923	300	102	109	588	603
BAHAMAS	460	75	11	13	116	107
BARBADOS	632	37	6	11	99	103
BELIZE	911	124	50	54	217	208
BOLIVIA	18,264	1,054	439	368	547	509
BRAZIL	16,836	250	96	100	200	222
CHILE	17,466	266	97	120	301	395
COLOMBIA	29,853	2,641	900	588	95	-
COSTA RICA	3,051	225	101	68	196	200
CUBA	2,023	-	-	-	-	-
DOMINICA	346	41	30	39	35	32
DOMINICAN REPUBLIC	18,603	786	308	213	507	622
ECUADOR	20,308	808	379	293	547	425
EL SALVADOR	31,996	300	400	404	535	455
GRENADA	708	49	43	39	61	49
GUATEMALA	10,696	153	36	-	-	205
GUYANA	152	100	5	97	220	178
HAITI	3,882	-	-	35	169	275
HONDURAS	21,501	1,358	524	325	500	425
JAMAICA	4,228	447	201	174	469	487
MEXICO	6,025	721	201	400	992	1,008
NICARAGUA	11,583	-	-	-	-	57
PANAMA	8,265	-	-	-	-	-
PARAGUAY	7,988	341	89	134	155	284
PERU	23,836	-	-	325	380	483

TOTALS MAY NOT ADD DUE TO ROUNDING

* LESS THAN \$500

INTERNATIONAL MILITARY EDUCATION AND TRAINING PROGRAM/DELIVERIES (CONTINUED)
INCLUDES MILITARY ASSISTANCE SERVICE FUNDED AND EMERGENCY DRAWDOWNS

(DOLLARS IN THOUSANDS)

FY 1998	FY 1999	FY 2000	FY 2001	FY 2002	FY 1950 FY 2002
---------	---------	---------	---------	---------	--------------------

AFRICA (CONTINUED)

-	90	525	663	750	4,702
473	314	164	-	-	2,596
74	86	45	101	112	1,267
815	846	764	912	931	13,411
79	103	72	60	40	841
-	-	-	130	177	1,687
-	-	-	-	-	6,619
804	1,022	904	1,200	1,471	6,924
-	-	-	-	-	10,131
93	91	105	98	84	1,495
185	181	167	214	275	1,913
-	-	-	52	83	911
357	305	247	-	-	2,906
143	150	137	181	189	1,523
313	299	286	-	-	4,265

NIGERIA
RWANDA
SAO TOME & PRINCIPE
SENEGAL
SEYCHELLES
SIERRA LEONE
SOMALIA
SOUTH AFRICA
SUDAN
SWAZILAND
TANZANIA
TOGO
UGANDA
ZAMBIA
ZIMBABWE

9,693	9,857	9,890	10,842	12,821	389,871
123	109	113	96	144	1,042
607	613	740	846	1,025	19,456
110	127	112	110	144	1,385
60	57	71	86	113	1,275
258	175	161	223	212	2,593
570	533	548	665	712	24,209
220	206	223	241	437	19,031
453	478	499	550	570	21,195
885	917	900	1,040	1,180	38,999
241	240	280	297	389	5,289
-	-	-	-	-	2,023
40	50	58	52	71	794
556	493	487	513	527	23,615
534	569	518	550	625	25,555
512	491	523	653	814	37,084
58	59	47	44	82	1,239
223	253	228	291	350	12,435
181	216	168	192	294	1,804
290	160	222	-	14	5,047
500	560	548	546	655	27,442
504	472	461	465	586	8,494
921	918	865	1,000	944	13,994
74	200	194	222	372	12,702
-	87	117	131	178	8,778
216	215	210	238	360	10,230
462	478	455	509	518	27,446

WESTERN HEMISPHERE
ANTIGUA & BARBUDA
ARGENTINA
BAHAMAS
BARBADOS
BELIZE
BOLIVIA
BRAZIL
CHILE
COLOMBIA
COSTA RICA
CUBA
DOMINICA
DOMINICAN REPUBLIC
ECUADOR
EL SALVADOR
GRENADA
GUATEMALA
GUYANA
HAITI
HONDURAS
JAMAICA
MEXICO
NICARAGUA
PANAMA
PARAGUAY
PERU

TOTALS MAY NOT ADD DUE TO ROUNDING

* LESS THAN \$500

INTERNATIONAL MILITARY EDUCATION AND TRAINING PROGRAM/DELIVERIES (CONTINUED)
INCLUDES MILITARY ASSISTANCE SERVICE FUNDED AND EMERGENCY DRAWDOWNS

(DOLLARS IN THOUSANDS)

	FY 1950 FY 1992	FY 1993	FY 1994	FY 1995	FY 1996	FY 1997
WESTERN HEMISPHERE (CONTINUED)						
ST KITTS AND NEVIS	497	60	44	39	75	56
ST LUCIA	417	49	59	46	68	43
ST VINCENT + GREN.	549	73	52	40	74	44
SURINAME	128	-	-	28	85	149
TRINIDAD + TOBAGO	362	49	10	-	83	95
URUGUAY	8,659	337	167	143	380	332
VENEZUELA	15,732	226	195	250	428	388
INTERNATL. ORG. AND VARIOUS	278	-	-	-	-	-
GEN. AND REG. COSTS	249,912	1,670	888	709	900	1,198

A/ DURING THE PERIOD FY 66-75, GRANT AID FUNDING IN SUPPORT OF ACTIVITIES IN SOUTHEAST ASIA WAS A PART OF THE REGULAR DOD APPROPRIATION AND WAS IDENTIFIED FOR PROGRAMMING PURPOSES AS MILITARY ASSISTANCE SERVICE FUNDED (MASF) PROGRAMS. THE FUNDS WERE USED FOR PROVIDING MILITARY EQUIPMENT AND RELATED SERVICES AND TRAINING TO THOSE COUNTRIES ENGAGED IN THE HOSTILITIES IN SOUTHEAST ASIA, I.E., KOREA, LAOS, PHILIPPINES, THAILAND, AND VIETNAM.

NOTE: SECURITY ASSISTANCE TRAINING IS CONSIDERED FULLY DELIVERED WHEN FUNDED.

TOTALS MAY NOT ADD DUE TO ROUNDING

* LESS THAN \$500

INTERNATIONAL MILITARY EDUCATION AND TRAINING PROGRAM/DELIVERIES (CONTINUED)
INCLUDES MILITARY ASSISTANCE SERVICE FUNDED AND EMERGENCY DRAWDOWNS

(DOLLARS IN THOUSANDS)

<u>FY 1998</u>	<u>FY 1999</u>	<u>FY 2000</u>	<u>FY 2001</u>	<u>FY 2002</u>	<u>FY 1950</u> <u>FY 2002</u>	
						<u>WESTERN HEMISPHERE (CONTINUED)</u>
65	63	67	66	92	1,124	ST KITTS AND NEVIS
44	57	79	36	81	979	ST LUCIA
50	49	52	68	89	1,139	ST VINCENT + GREN.
82	100	102	107	147	928	SURINAME
133	148	132	122	132	1,267	TRINIDAD + TOBAGO
321	364	326	398	464	11,891	URUGUAY
400	400	384	485	500	19,388	VENEZUELA
-	-	-	-	-	278	<u>INTERNATL. ORG. AND VARIOUS</u>
<u>1,260</u>	<u>950</u>	<u>756</u>	<u>2,798</u>	<u>2,995</u>	<u>264,036</u>	<u>GEN. AND REG. COSTS</u>

TOTALS MAY NOT ADD DUE TO ROUNDING

* LESS THAN \$500

SUMMARY OF STUDENTS TRAINED UNDER INTERNATIONAL MILITARY EDUCATION AND TRAINING PROGRAM
INCLUDES MILITARY ASSISTANCE SERVICE FUNDED AND EMERGENCY DRAWDOWNS

	<u>FY 1950</u> <u>FY 1992</u>	<u>FY 1993</u>	<u>FY 1994</u>	<u>FY 1995</u>	<u>FY 1996</u>	<u>FY 1997</u>
WORLDWIDE	594,803	6,500	2,624	2,659	3,470	3,450
EAST ASIA AND PACIFIC	297,064	863	215	360	498	363
CAMBODIA	67,482	-	5	9	49	15
FIJI	112	-	-	-	-	-
INDOCHINA	434	-	-	-	-	-
INDONESIA	8,055	-	-	-	17	7
JAPAN	15,721	-	-	-	-	-
KOREA (SEOUL) A/	38,384	125	7	7	4	-
LAOS A/	44,500	-	-	-	-	-
MALAYSIA	2,166	-	25	47	84	58
MONGOLIA	8	7	1	7	3	10
MYANMAR	1,227	-	-	-	-	-
PAPUA NEW GUINEA	145	13	3	14	17	4
REP OF PHILIPPINES A/	23,050	405	94	120	114	118
SINGAPORE	254	8	2	3	4	-
SOLOMON ISLANDS	47	3	1	9	10	6
TAIWAN	25,597	-	-	-	-	-
THAILAND A/	21,851	288	73	121	171	120
TONGA	96	10	1	8	8	10
VANUATU	-	3	1	8	10	3
VIETNAM A/	47,935	-	-	-	-	-
WESTERN SAMOA	-	1	2	7	7	12
NEAR EAST AND SOUTH ASIA	44,194	863	340	444	486	575
AFGHANISTAN	487	-	-	-	-	-
ALGERIA	158	16	5	7	7	5
BAHRAIN	35	35	9	20	19	21
BANGLADESH	733	59	14	12	25	23
EGYPT	2,989	233	52	74	63	72
INDIA	957	41	8	10	21	18
IRAN	11,049	-	-	-	-	-
IRAQ	410	-	-	-	-	-
ISRAEL	80	-	-	-	-	-
JORDAN	7,224	78	71	82	107	171
LEBANON	2,433	51	59	67	74	100
LIBYA	567	-	-	-	-	-
MALDIVES	70	10	-	5	8	8
MOROCCO	4,285	123	34	36	41	34
NEPAL	249	19	9	7	10	15
OMAN	225	24	9	20	22	17
PAKISTAN	6,242	-	-	-	-	-
SAUDI ARABIA	1,434	-	-	-	-	-
SRI LANKA	404	29	10	10	14	16
SYRIA	20	-	-	-	-	-

SUMMARY OF STUDENTS TRAINED UNDER INTERNATIONAL MILITARY EDUCATION AND TRAINING PROGRAM
INCLUDES MILITARY ASSISTANCE SERVICE FUNDED AND EMERGENCY DRAWDOWNS

<u>FY 1998</u>	<u>FY 1999</u>	<u>FY 2000</u>	<u>FY 2001</u>	<u>FY 2002</u>	<u>FY 1950 FY 2002</u>	
8,069	9,000	8,217	8,390	10,400	657,582	WORLDWIDE
871	930	648	664	718	303,194	EAST ASIA AND PACIFIC
-	-	-	-	-	67,560	CAMBODIA
-	1	22	-	-	135	FIJI
-	-	-	-	-	434	INDOCHINA
14	79	-	-	30	8,202	INDONESIA
-	-	-	-	-	15,721	JAPAN
-	-	-	-	-	38,527	KOREA (SEOUL) A/
-	-	-	-	-	44,500	LAOS A/
57	152	126	66	48	2,829	MALAYSIA
194	99	130	148	204	811	MONGOLIA
-	-	-	-	-	1,227	MYANMAR
38	86	96	80	36	532	PAPUA NEW GUINEA
149	214	90	129	145	24,628	REP OF PHILIPPINES A/
-	-	-	-	-	271	SINGAPORE
72	29	19	34	29	259	SOLOMON ISLANDS
-	-	-	-	-	25,597	TAIWAN
215	181	94	152	178	23,444	THAILAND A/
35	28	1	4	16	217	TONGA
2	39	2	27	17	112	VANUATU
-	-	-	-	-	47,935	VIETNAM A/
95	22	68	24	15	253	WESTERN SAMOA
737	812	735	634	974	50,794	NEAR EAST AND SOUTH ASIA
-	-	-	-	-	487	AFGHANISTAN
8	12	9	9	2	238	ALGERIA
30	34	28	21	37	289	BAHRAIN
26	78	31	36	50	1,087	BANGLADESH
73	82	62	64	59	3,823	EGYPT
13	6	18	24	78	1,194	INDIA
-	-	-	-	-	11,049	IRAN
-	-	-	-	-	410	IRAQ
-	-	-	-	-	80	ISRAEL
163	196	163	150	174	8,579	JORDAN
139	163	129	99	159	3,473	LEBANON
-	-	-	-	-	567	LIBYA
8	6	6	7	18	146	MALDIVES
77	50	46	81	50	4,857	MOROCCO
15	13	43	12	72	464	NEPAL
21	40	102	25	60	565	OMAN
-	-	-	-	39	6,281	PAKISTAN
-	-	-	-	2	1,436	SAUDI ARABIA
66	9	10	53	68	689	SRI LANKA
-	-	-	-	-	20	SYRIA

SUMMARY OF STUDENTS TRAINED UNDER INTERNATIONAL MILITARY EDUCATION AND TRAINING PROGRAM (CONTINUED)
INCLUDES MILITARY ASSISTANCE SERVICE FUNDED AND EMERGENCY DRAWDOWNS

	FY 1950 FY 1992	FY 1993	FY 1994	FY 1995	FY 1996	FY 1997
NEAR EAST AND SOUTH ASIA (CONTINUED)						
TUNISIA	3,306	145	60	94	74	72
YEMEN	837	-	-	-	1	3
EUROPE	112,954	938	431	524	724	746
ALBANIA	7	4	12	13	22	27
ARMENIA	-	-	-	-	-	-
AUSTRIA	569	-	7	4	5	-
AZERBAIJAN	-	-	-	-	-	-
BELARUS	-	5	4	8	7	6
BELGIUM	5,118	-	-	-	-	-
BOSNIA-HERZEGOVINA	-	-	-	-	9	14
BULGARIA	24	24	23	16	28	38
CROATIA	-	-	-	14	18	40
CZECH REPUBLIC	-	43	25	32	44	37
CZECHOSLOVAKIA	62	11	-	-	-	-
DENMARK	4,657	-	-	-	-	-
ESTONIA	3	15	18	9	13	26
FINLAND	178	-	2	2	3	-
FRANCE	14,402	-	-	-	-	-
GEORGIA	-	-	3	4	14	11
GERMANY	1,535	-	-	-	-	-
GREECE	17,354	122	28	6	7	2
HUNGARY	67	51	44	35	58	49
ICELAND	98	-	-	-	-	-
IRELAND	8	-	-	-	-	-
ITALY	9,622	-	-	-	-	-
KAZAKHSTAN	-	14	2	3	14	14
KYRGYZSTAN	-	-	1	2	10	8
LATVIA	3	12	19	15	11	29
LITHUANIA	3	12	12	11	19	27
LUXEMBOURG	168	-	-	-	-	-
MACEDONIA (FYROM)	-	-	-	8	12	13
MALTA	44	13	7	5	5	10
MOLDOVA	-	-	1	5	13	12
NETHERLANDS	6,506	-	-	-	-	-
NORWAY	5,506	-	-	-	-	-
POLAND	63	61	29	39	51	57
PORTUGAL	5,026	73	41	60	47	30
ROMANIA	-	24	13	24	42	44
RUSSIA	8	35	26	25	45	48
SLOVAKIA	-	12	14	14	25	31
SLOVENIA	-	5	9	10	21	30
SPAIN	13,687	69	5	4	5	-

SUMMARY OF STUDENTS TRAINED UNDER INTERNATIONAL MILITARY EDUCATION AND TRAINING PROGRAM (CONTINUED)
INCLUDES MILITARY ASSISTANCE SERVICE FUNDED AND EMERGENCY DRAWDOWNS

FY 1998	FY 1999	FY 2000	FY 2001	FY 2002	FY 1950 FY 2002	
89	118	82	44	91	4,175	TUNISIA
9	5	6	9	15	885	YEMEN
2,939	2,678	2,619	2,904	3,368	130,825	EUROPE
84	126	109	128	59	591	ALBANIA
-	-	-	-	5	5	ARMENIA
-	-	-	-	-	585	AUSTRIA
-	-	-	-	29	29	AZERBAIJAN
2	-	-	-	-	32	BELARUS
-	-	-	-	-	5,118	BELGIUM
118	106	55	54	65	421	BOSNIA-HERZEGOVINA
36	118	90	53	197	647	BULGARIA
172	165	136	194	135	874	CROATIA
123	178	128	232	330	1,172	CZECH REPUBLIC
-	-	-	-	-	73	CZECHOSLOVAKIA
-	-	-	-	-	4,657	DENMARK
75	48	42	46	108	403	ESTONIA
-	-	-	-	-	185	FINLAND
-	-	-	-	-	14,402	FRANCE
108	57	84	158	119	558	GEORGIA
-	-	-	-	-	1,535	GERMANY
2	2	1	1	77	17,602	GREECE
321	197	143	103	132	1,200	HUNGARY
-	-	-	-	-	98	ICELAND
-	-	-	-	-	8	IRELAND
-	-	-	-	-	9,622	ITALY
16	11	18	12	57	161	KAZAKHSTAN
92	13	9	11	16	162	KYRGYZSTAN
51	74	157	179	142	692	LATVIA
97	65	28	33	171	478	LITHUANIA
-	-	-	-	-	168	LUXEMBOURG
93	71	157	32	23	409	MACEDONIA (FYROM)
38	8	8	37	82	257	MALTA
106	46	62	31	96	372	MOLDOVA
-	-	-	-	-	6,506	NETHERLANDS
-	-	-	-	-	5,506	NORWAY
158	248	182	64	76	1,028	POLAND
122	126	12	80	103	5,720	PORTUGAL
235	281	113	284	201	1,261	ROMANIA
251	11	248	84	-	781	RUSSIA
197	105	100	99	40	637	SLOVAKIA
52	75	183	205	484	1,074	SLOVENIA
-	-	-	-	-	13,770	SPAIN

SUMMARY OF STUDENTS TRAINED UNDER INTERNATIONAL MILITARY EDUCATION AND TRAINING PROGRAM (CONTINUED)
INCLUDES MILITARY ASSISTANCE SERVICE FUNDED AND EMERGENCY DRAWDOWNS

	<u>FY 1950</u> <u>FY 1992</u>	<u>FY 1993</u>	<u>FY 1994</u>	<u>FY 1995</u>	<u>FY 1996</u>	<u>FY 1997</u>
EUROPE (CONTINUED)						
TAJIKISTAN	-	-	-	-	-	-
TURKEY	23,338	305	64	109	121	84
TURKMENISTAN	-	-	1	3	9	10
UKRAINE	6	28	21	39	36	41
UNITED KINGDOM	3,970	-	-	-	-	-
UZBEKISTAN	-	-	-	5	10	8
YUGOSLAVIA	922	-	-	-	-	-
AFRICA	16,807	954	256	281	372	381
ANGOLA	-	-	-	-	-	5
BENIN	72	12	6	5	14	19
BOTSWANA	575	72	23	26	36	30
BURKINA FASO	98	-	-	-	-	-
BURUNDI	136	31	-	5	3	-
CAMEROON	248	29	8	-	5	6
CAPE VERDE	63	10	-	2	2	7
CENTRAL AFRICAN REP	129	18	-	10	5	5
CHAD	220	42	12	3	-	6
COMOROS	36	12	-	-	2	2
CONGO (BRAZZAVILLE)	44	15	4	6	7	6
CONGO (KINSHASA)	1,587	-	-	-	-	-
DJIBOUTI	122	17	6	8	7	5
EQUATORIAL GUINEA	59	-	-	-	-	-
ERITREA	-	-	3	19	18	20
ETHIOPIA	3,918	12	5	25	33	10
GABON	96	6	-	-	-	-
GAMBIA	85	13	7	-	-	-
GHANA	817	38	14	16	16	18
GUINEA	134	16	4	6	1	2
GUINEA-BISSAU	50	18	5	5	3	6
IVORY COAST	219	21	6	7	7	9
KENYA	1,873	80	21	18	24	19
LESOTHO	54	22	-	3	9	10
LIBERIA	1,235	-	-	-	-	-
MADAGASCAR	74	26	-	-	4	5
MALAWI	246	15	11	7	10	18
MALI	277	18	6	6	9	7
MAURITANIA	64	-	-	-	-	-
MAURITIUS	10	9	-	-	-	5
MOZAMBIQUE	17	12	-	5	8	6
NAMIBIA	49	40	14	9	13	11
NIGER	271	28	9	10	2	-
NIGERIA	748	19	-	-	-	-

SUMMARY OF STUDENTS TRAINED UNDER INTERNATIONAL MILITARY EDUCATION AND TRAINING PROGRAM (CONTINUED)
INCLUDES MILITARY ASSISTANCE SERVICE FUNDED AND EMERGENCY DRAWDOWNS

<u>FY 1998</u>	<u>FY 1999</u>	<u>FY 2000</u>	<u>FY 2001</u>	<u>FY 2002</u>	<u>FY 1950</u> <u>FY 2002</u>	
						<u>EUROPE (CONTINUED)</u>
-	-	-	-	32	32	TAJIKISTAN
194	180	204	235	242	25,076	TURKEY
11	6	6	5	9	60	TURKMENISTAN
105	347	311	543	263	1,740	UKRAINE
-	-	-	-	-	3,970	UNITED KINGDOM
80	14	33	1	75	226	UZBEKISTAN
-	-	-	-	-	922	YUGOSLAVIA
<u>1,135</u>	<u>1,809</u>	<u>1,531</u>	<u>1,610</u>	<u>2,292</u>	<u>27,428</u>	<u>AFRICA</u>
-	-	-	-	-	5	ANGOLA
32	80	64	56	50	410	BENIN
35	56	57	103	138	1,151	BOTSWANA
-	-	-	-	-	98	BURKINA FASO
-	-	-	-	-	175	BURUNDI
14	38	12	10	9	379	CAMEROON
6	2	5	5	6	108	CAPE VERDE
5	2	2	4	5	185	CENTRAL AFRICAN REP
5	53	7	10	9	367	CHAD
5	1	-	-	-	58	COMOROS
-	-	-	2	3	87	CONGO (BRAZZAVILLE)
-	-	-	-	-	1,587	CONGO (KINSHASA)
4	6	3	4	7	189	DJIBOUTI
-	-	-	-	-	59	EQUATORIAL GUINEA
18	10	-	7	66	161	ERITREA
21	7	2	-	10	4,043	ETHIOPIA
-	-	4	1	8	115	GABON
-	-	-	-	4	109	GAMBIA
57	29	58	49	51	1,163	GHANA
3	8	73	88	161	496	GUINEA
3	-	1	2	2	95	GUINEA-BISSAU
56	56	1	-	-	382	IVORY COAST
71	132	107	52	158	2,555	KENYA
9	77	68	64	50	366	LESOTHO
-	-	-	-	-	1,235	LIBERIA
29	83	26	7	71	325	MADAGASCAR
24	105	128	66	68	698	MALAWI
71	59	68	52	10	583	MALI
-	-	-	-	96	160	MAURITANIA
5	4	24	45	45	147	MAURITIUS
63	59	66	10	82	328	MOZAMBIQUE
10	8	10	14	17	195	NAMIBIA
-	-	-	9	111	440	NIGER
-	7	115	23	204	1,116	NIGERIA

SUMMARY OF STUDENTS TRAINED UNDER INTERNATIONAL MILITARY EDUCATION AND TRAINING PROGRAM (CONTINUED)
INCLUDES MILITARY ASSISTANCE SERVICE FUNDED AND EMERGENCY DRAWDOWNS

	FY 1950 FY 1992	FY 1993	FY 1994	FY 1995	FY 1996	FY 1997
AFRICA (CONTINUED)						
RWANDA	63	14	1	2	5	14
SAO TOME & PRINCIPE	41	10	-	1	2	2
SENEGAL	492	62	21	31	29	30
SEYCHELLES	36	10	-	1	2	3
SIERRA LEONE	129	43	-	5	11	-
SOMALIA	541	-	-	-	-	-
SOUTH AFRICA	-	-	4	15	35	38
SUDAN	1,130	-	-	-	-	-
SWAZILAND	113	24	-	3	5	6
TANZANIA	61	26	8	5	6	-
TOGO	67	-	-	-	-	5
UGANDA	133	31	12	10	17	24
ZAMBIA	18	28	4	7	8	10
ZIMBABWE	357	55	42	-	14	12
WESTERN HEMISPHERE	123,722	2,880	1,382	1,048	1,389	1,385
ANTIGUA & BARBUDA	110	5	1	1	11	13
ARGENTINA	4,379	74	36	12	65	72
BAHAMAS	275	43	6	9	18	12
BARBADOS	234	2	1	3	12	9
BELIZE	383	32	6	6	31	29
BOLIVIA	5,842	167	66	41	74	68
BRAZIL	8,851	37	17	19	38	41
CHILE	7,260	172	160	172	174	167
COLOMBIA	19,654	1,000	545	274	28	-
COSTA RICA	1,651	82	27	18	45	52
CUBA	523	-	-	-	-	-
DOMINICA	145	14	4	6	6	5
DOMINICAN REPUBLIC	6,368	157	50	20	70	70
ECUADOR	9,107	141	111	64	135	109
EL SALVADOR	6,839	54	65	24	68	27
GRENADA	239	20	9	6	9	7
GUATEMALA	4,354	42	5	-	-	29
GUYANA	76	24	3	17	26	22
HAITI	956	-	-	5	9	19
HONDURAS	8,063	286	113	108	105	112
JAMAICA	1,213	135	11	9	54	66
MEXICO	2,215	157	45	58	221	192
NICARAGUA	5,740	-	-	-	-	4
PANAMA	6,766	-	-	-	-	-
PARAGUAY	2,331	51	10	15	10	27
PERU	9,690	-	-	59	26	53
ST KITTS AND NEVIS	193	20	5	6	11	10

SUMMARY OF STUDENTS TRAINED UNDER INTERNATIONAL MILITARY EDUCATION AND TRAINING PROGRAM (CONTINUED)
INCLUDES MILITARY ASSISTANCE SERVICE FUNDED AND EMERGENCY DRAWDOWNS

<u>FY 1998</u>	<u>FY 1999</u>	<u>FY 2000</u>	<u>FY 2001</u>	<u>FY 2002</u>	<u>FY 1950</u> <u>FY 2002</u>	
						<u>AFRICA (CONTINUED)</u>
54	52	8	-	-	213	RWANDA
2	2	2	2	31	95	SAO TOME & PRINCIPE
108	171	69	46	31	1,090	SENEGAL
9	28	1	1	16	107	SEYCHELLES
-	-	-	7	78	273	SIERRA LEONE
-	-	-	-	-	541	SOMALIA
204	551	447	792	582	2,668	SOUTH AFRICA
-	-	-	-	-	1,130	SUDAN
7	6	17	42	10	233	SWAZILAND
45	8	8	11	18	196	TANZANIA
-	-	-	11	71	154	TOGO
40	20	18	-	-	305	UGANDA
69	51	42	15	14	266	ZAMBIA
51	38	18	-	-	587	ZIMBABWE
<u>2,387</u>	<u>2,771</u>	<u>2,684</u>	<u>2,578</u>	<u>3,065</u>	<u>145,291</u>	<u>WESTERN HEMISPHERE</u>
16	16	12	10	14	209	ANTIGUA & BARBUDA
211	197	191	210	264	5,711	ARGENTINA
16	17	10	12	24	442	BAHAMAS
6	6	9	6	10	298	BARBADOS
32	33	20	18	64	654	BELIZE
66	76	88	73	92	6,653	BOLIVIA
19	30	22	26	80	9,180	BRAZIL
187	174	201	348	175	9,190	CHILE
261	611	763	513	588	24,237	COLOMBIA
101	53	69	51	66	2,215	COSTA RICA
-	-	-	-	-	523	CUBA
7	6	7	4	8	212	DOMINICA
47	47	36	58	87	7,010	DOMINICAN REPUBLIC
141	162	94	107	101	10,272	ECUADOR
241	181	143	243	354	8,239	EL SALVADOR
10	6	6	5	9	326	GRENADA
83	103	19	33	78	4,746	GUATEMALA
17	20	16	15	18	254	GUYANA
107	2	39	-	4	1,141	HAITI
197	221	208	111	208	9,732	HONDURAS
87	57	118	70	229	2,049	JAMAICA
165	194	95	116	91	3,549	MEXICO
26	55	135	76	61	6,097	NICARAGUA
-	2	12	17	23	6,820	PANAMA
22	57	42	38	48	2,651	PARAGUAY
99	44	55	60	85	10,171	PERU
8	26	9	9	8	305	ST KITTS AND NEVIS

SUMMARY OF STUDENTS TRAINED UNDER INTERNATIONAL MILITARY EDUCATION AND TRAINING PROGRAM (CONTINUED)
INCLUDES MILITARY ASSISTANCE SERVICE FUNDED AND EMERGENCY DRAWDOWNS

	FY 1950 FY 1992	FY 1993	FY 1994	FY 1995	FY 1996	FY 1997
WESTERN HEMISPHERE (CONTINUED)						
ST LUCIA	184	17	12	8	9	5
ST VINCENT + GREN.	208	28	5	8	10	6
SURINAME	31	-	-	2	17	10
TRINIDAD + TOBAGO	131	3	3	-	8	12
URUGUAY	3,233	61	26	15	30	65
VENEZUELA	6,478	56	40	63	69	72
INTERNATL. ORG. AND VARIOUS	13	-	-	-	-	-
GEN. AND REG. COSTS	49	2	-	2	1	-

NOTE: THE NUMBER OF STUDENTS TRAINED UNDER THE IMET PROGRAM CONTAINED IN THIS DOCUMENT WILL NOT AGREE WITH THE NUMBERS OF STUDENTS TRAINED AS POTRAYED IN THE CONGRESSIONAL PRESENTATION FOR FOREIGN OPERATIONS BECAUSE THE CONGRESSIONAL PRESENTATION DATA CONTAINS THE TOTAL NUMBER OF STUDENTS TRAINED BY EACH MOBILE TRAINING TEAM (MTT); WHEREAS, THE DATA IN THIS DOCUMENT COUNTS ONLY THE MTT ITSELF AND NOT THE TOTAL NUMBER OF STUDENTS TRAINED BY EACH MTT.

A/ DURING THE PERIOD FY 66-75, GRANT AID FUNDING IN SUPPORT OF ACTIVITIES IN SOUTHEAST ASIA WAS A PART OF THE REGULAR DOD APPROPRIATION AND WAS IDENTIFIED FOR PROGRAMMING PURPOSES AS MILITARY ASSISTANCE SERVICE FUNDED (MASF) PROGRAMS. THE FUNDS WERE USED FOR PROVIDING MILITARY EQUIPMENT AND RELATED SERVICES AND TRAINING TO THOSE COUNTRIES ENGAGED IN THE HOSTILITIES IN SOUTHEAST ASIA, I.E., KOREA, LAOS, PHILIPPINES, THAILAND, AND VIETNAM.

SUMMARY OF STUDENTS TRAINED UNDER INTERNATIONAL MILITARY EDUCATION AND TRAINING PROGRAM (CONTINUED)
INCLUDES MILITARY ASSISTANCE SERVICE FUNDED AND EMERGENCY DRAWDOWNS

<u>FY 1998</u>	<u>FY 1999</u>	<u>FY 2000</u>	<u>FY 2001</u>	<u>FY 2002</u>	<u>FY 1950</u> <u>FY 2002</u>	
						<u>WESTERN HEMISPHERE (CONTINUED)</u>
8	6	9	3	9	270	ST LUCIA
7	8	5	6	12	303	ST VINCENT + GREN.
18	86	72	86	14	336	SURINAME
18	15	12	8	9	219	TRINIDAD + TOBAGO
72	78	74	127	171	3,952	URUGUAY
92	182	93	119	61	7,325	VENEZUELA
-	-	-	-	-	13	<u>INTERNATL. ORG. AND VARIOUS</u>
-	-	-	-	-	54	<u>GEN. AND REG. COSTS</u>