

# FACTS BOOK



**AS OF SEPTEMBER 30, 2004**

**FOREIGN MILITARY SALES,  
FOREIGN MILITARY CONSTRUCTION  
SALES AND  
MILITARY ASSISTANCE FACTS**

**AS OF SEPTEMBER 30, 2004**

**NOTE: THIS PUBLICATION IS AVAILABLE ON THE DSCA WEB SITE AT [WWW.DSCA.MIL](http://WWW.DSCA.MIL)  
AND CAN BE DOWNLOADED IN HARD COPY FORMAT.**

**PUBLISHED BY  
ADMINISTRATION AND MANAGEMENT  
BUSINESS OPERATIONS, DSCA**

## TABLE OF CONTENTS

NARRATIVE DESCRIPTION OF STATISTICAL TABLES . . . . .	iv
<b>GRAPH</b> - FOREIGN MILITARY SALES AGREEMENTS (DEFENSE ARTICLES & SERVICES AND CONSTRUCTION . . . . .	1
*FOREIGN MILITARY SALES AGREEMENTS . . . . .	2
*FOREIGN MILITARY CONSTRUCTION SALES AGREEMENTS. . . . .	12
<b>GRAPH</b> - FOREIGN MILITARY SALES DELIVERIES (DEFENSE ARTICLES & SERVICES AND CONSTRUCTION . . . . .	17
*FOREIGN MILITARY SALES DELIVERIES . . . . .	18
*FOREIGN MILITARY CONSTRUCTION SALES DELIVERIES. . . . .	28
<b>GRAPH</b> - FOREIGN MILITARY FINANCING PROGRAM . . . . .	33
FOREIGN MILITARY FINANCING PROGRAM . . . . .	34
COMMERCIAL EXPORTS LICENSED UNDER ARMS EXPORT CONTROL ACT . . . . .	64
MILITARY ASSISTANCE PROGRAM MERGER FUNDS. . . . .	76
<b>GRAPH</b> - MILITARY ASSISTANCE PROGRAM . . . . .	81
MILITARY ASSISTANCE PROGRAM . . . . .	82
<b>GRAPH</b> - MILITARY ASSISTANCE PROGRAM DELIVERIES/EXPENDITURES . . . . .	91
MILITARY ASSISTANCE PROGRAM DELIVERIES/EXPENDITURES . . . . .	92
MAP EXCESS DEFENSE ARTICLES PROGRAM - ACQUISITION COST. . . . .	98
MAP EXCESS DEFENSE ARTICLES DELIVERED - ACQUISITION COST. . . . .	102
<b>GRAPH</b> - IMET PROGRAM/DELIVERIES . . . . .	107
INTERNATIONAL MILITARY EDUCATION AND TRAINING PROGRAM/DELIVERIES. . . . .	108
SUMMARY OF STUDENTS TRAINED UNDER IMET. . . . .	118

\*The data in this publication regarding Foreign Military Sales Agreements and Deliveries portrays only sales and deliveries of defense articles and defense services. In accordance with Section 29 of the Arms Export Control Act, Foreign Military Construction Sales Agreements and Deliveries are shown separately in tables on pages 12 and 28 of this publication.

## NARRATIVE DESCRIPTION OF STATISTICAL TABLES

1. FOREIGN MILITARY SALES (FMS) AGREEMENTS - Total dollar value of defense articles and defense services purchased with cash, credit, and MAP Merger Funds by a foreign government or international organization in any fiscal year. Also see Item 7, Military Assistance Program Merger Funds.
2. FOREIGN MILITARY SALES (FMS) DELIVERIES - Total dollar value of defense articles and defense services delivered to a foreign government or international organization in any fiscal year. After implementing an FMS agreement, the responsible military department directs release of materiel from stocks or procurement or provision of services or training. As execution progresses, the military department reports accrued expenditures and physical deliveries within 30 days of date of shipment or performance.
3. FOREIGN MILITARY CONSTRUCTION SALES (FMCS) AGREEMENTS - Total dollar value of design and construction services purchased by a foreign government in any fiscal year.
4. FOREIGN MILITARY CONSTRUCTION SALES (FMCS) DELIVERIES - Total dollar value of disbursements against design and construction services provided to a foreign government in any fiscal year. Also see Item 2, Foreign Military Sales Deliveries.
5. FOREIGN MILITARY FINANCING (FMF) PROGRAM - The amount of credit extended to a foreign government or international organization in any fiscal year for the procurement of defense articles, defense services, and design and construction services. Such procurements may be from U.S. military departments under FMS/FMCS, or may be negotiated directly with U.S. commercial suppliers following the approval of DoD. FMF credits are issued in the form of DoD direct loans which require repayment, or DoD direct loans for which repayment has been waived by the Congress. Annual foreign military financing programs may be applied to FMS/FMCS or commercial procurement contracts negotiated in prior, current or subsequent years within the parameters of the applicable purchase and loan financing agreements.
6. COMMERCIAL EXPORTS - The total dollar value of deliveries made against purchases of munitions-controlled items by foreign governments directly from U.S. manufacturers. The data are compiled by the Office of Defense Trade Controls (DTC), Department of

## NARRATIVE DESCRIPTION OF STATISTICAL TABLES (Continued)

State, from shippers' export documents and completed licenses returned to DTC from ports of exit by the U.S. Customs Service.

7. MILITARY ASSISTANCE PROGRAM (MAP) MERGER FUNDS - Approved funds which are transferred to the FMS Trust Fund and merged with countries' FMS funds. MAP "merger" funds are non-repayable, and may be used solely to meet obligations of the recipient countries for payment of FMS/FMCS purchases; they are not available to finance procurements from U.S. commercial suppliers.

8. MILITARY ASSISTANCE PROGRAM (MAP) - The dollar amount of materiel and services (other than training) programmed for a particular foreign country in any fiscal year for which the U.S. Government receives no dollar reimbursement.

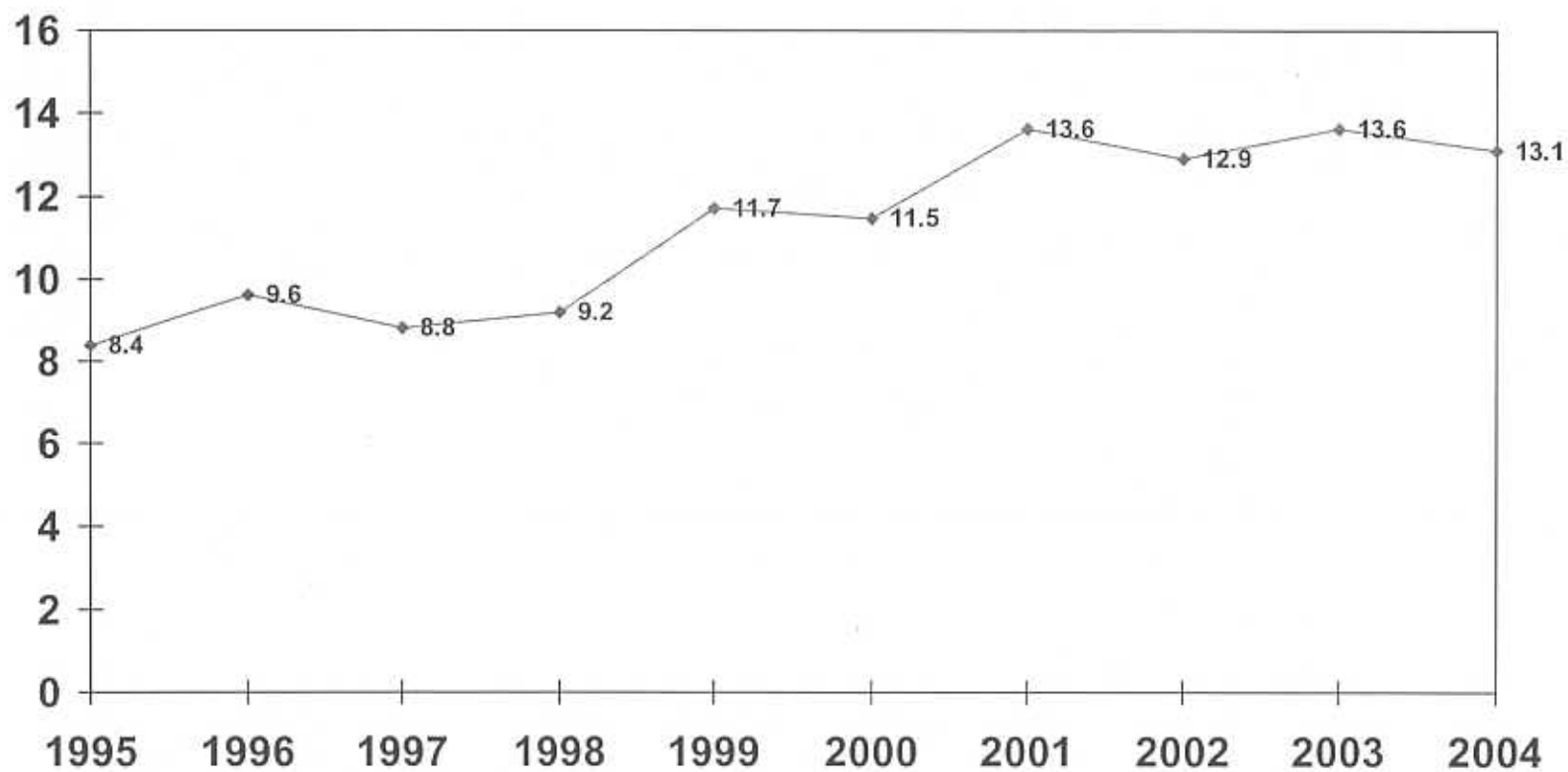
9. MILITARY ASSISTANCE PROGRAM (MAP) DELIVERIES/EXPENDITURES - The dollar amount of materiel and services (other than training) delivered or expended against amounts programmed in the current fiscal year or prior fiscal years.

10. EXCESS DEFENSE ARTICLES PROGRAM - ACQUISITION COST - Total dollar value of excess defense articles transferred to a foreign country or international organization at the original acquisition cost. Excess defense articles are defined as being owned by the U.S. Government and not procured in anticipation of military assistance or sales requirements, or pursuant to a military assistance or sales order, which are excess to Department of Defense requirements at the time such articles are dropped from inventory by the supplying agency.

11. EXCESS DEFENSE ARTICLES DELIVERED - ACQUISITION COST - Total dollar value of excess defense articles delivered to a recipient country in any fiscal year at original acquisition cost.

12. INTERNATIONAL MILITARY EDUCATION & TRAINING (IMET) PROGRAM/DELIVERIES - The dollar value allocated in any fiscal year for the training of foreign military students both overseas and in the continental United States, and the cost of training aids and materials associated with such training, for which the U.S. Government receives no dollar reimbursement. This program is considered fully delivered when funded.

# FOREIGN MILITARY SALES AGREEMENTS INCLUDES CONSTRUCTION (Dollars in Billions)



## FOREIGN MILITARY SALES AGREEMENTS

(DOLLARS IN THOUSANDS)

	FY 1950 FY 1994	FY 1995	FY 1996	FY 1997	FY 1998	FY 1999
<u>WORLDWIDE</u>	<u>251,330,269</u>	<u>8,495,194</u>	<u>9,608,818</u>	<u>8,851,612</u>	<u>9,228,681</u>	<u>11,754,689</u>
<u>EAST ASIA AND PACIFIC</u>	<u>51,181,025</u>	<u>2,021,627</u>	<u>2,985,382</u>	<u>2,894,288</u>	<u>2,398,234</u>	<u>3,056,210</u>
AUSTRALIA	8,121,460	149,794	167,631	280,963	235,923	400,571
BRUNEI	414	40	-	133	-	-
CAMBODIA	-	1,697	416	606	1,884	200
CHINA	259,714	-	-	-	-	-
EAST TIMOR	-	-	-	-	-	-
FIJI	1,829	12	-	-	-	-
INDOCHINA	8,542	-	-	-	-	-
INDONESIA	718,860	11,472	28,002	723	213	345
JAPAN	8,845,901	576,129	488,878	308,142	336,019	213,061
KOREA (SEOUL)	8,424,276	433,224	839,496	758,209	287,760	527,577
LAOS	-	-	-	1,163	190	-
MALAYSIA	890,936	23,008	5,231	13,112	1,239	30,214
MONGOLIA	-	-	-	-	-	-
MYANMAR	8,734	-	-	-	-	-
NEW ZEALAND	311,366	8,962	6,727	23,476	13,335	10,151
PAPUA NEW GUINEA	327	-	-	-	-	-
REP OF PHILIPPINES	1,037,235	14,382	18,674	18,299	10,041	9,326
SINGAPORE	1,863,202	182,128	302,889	180,852	163,352	661,700
TAIWAN	16,852,018	440,700	946,325	1,138,918	1,306,049	1,150,063
THAILAND	3,834,808	180,078	181,069	169,691	42,228	53,001
TONGA	235	-	43	-	-	-
UNTAET	-	-	-	-	-	-
VIETNAM	1,167	-	-	-	-	-
<u>NEAR EAST AND SOUTH ASIA</u>	<u>117,239,911</u>	<u>2,273,108</u>	<u>3,774,368</u>	<u>2,099,852</u>	<u>4,251,944</u>	<u>5,317,785</u>
AFGHANISTAN	-	-	-	-	-	-
ALGERIA	6,029	-	-	-	-	-
BAHRAIN	1,014,365	46,303	92,840	58,794	313,373	52,348
BANGLADESH	2,831	6,752	-	1,556	31,384	-
EGYPT	14,106,913	984,509	1,229,786	904,738	944,520	1,970,897
INDIA	84,389	*	-	297	-	-
IRAN	10,767,725	-	-	-	-	-
IRAQ	13,152	-	-	-	-	-
ISRAEL	16,453,432	612,931	807,969	487,748	632,896	2,356,881
JORDAN	1,871,927	12,791	188,859	17,315	17,461	13,631
KUWAIT	6,748,776	77,548	224,577	48,128	113,022	84,265
LEBANON	589,294	63,431	15,297	16,659	12,231	1,567
LIBYA	28,249	-	-	-	-	-
MOROCCO	1,062,509	12,390	6,103	5,122	1,384	3,528
NEPAL	1,255	-	-	-	-	-
OMAN	166,207	6,711	2,668	7,364	3,116	4,085
PAKISTAN	3,637,782	78	-	97	37	-
QATAR	8,336	-	-	-	-	-

TOTALS MAY NOT ADD DUE TO ROUNDING

\* LESS THAN \$500



## FOREIGN MILITARY SALES AGREEMENTS

(DOLLARS IN THOUSANDS)

<u>FY 2000</u>	<u>FY 2001</u>	<u>FY 2002</u>	<u>FY 2003</u>	<u>FY 2004</u>	<u>FY 1950 FY 2004</u>	
11,528,129	13,627,773	12,906,159	13,682,199	13,182,536	364,196,058	WORLDWIDE
2,531,058	3,162,159	4,005,191	3,416,882	2,371,581	80,023,636	EAST ASIA AND PACIFIC
405,406	156,581	169,129	410,067	487,315	10,984,841	AUSTRALIA
353	-	-	-	-	939	BRUNEI
463	325	424	-	-	6,016	CAMBODIA
-	-	-	-	-	259,714	CHINA
-	-	-	1,000	1,990	2,990	EAST TIMOR
-	-	-	-	600	2,442	FIJI
-	-	-	-	-	8,542	INDOCHINA
-	-	-	-	-	759,615	INDONESIA
503,273	352,661	978,898	769,380	680,975	14,053,319	JAPAN
602,499	758,227	1,845,480	482,696	350,557	15,310,001	KOREA (SEOUL)
-	82	-	-	-	1,435	LAOS
5,071	3,014	22,821	5,386	19,714	1,019,745	MALAYSIA
-	2,119	287	3,179	1,281	6,866	MONGOLIA
-	-	-	-	-	8,734	MYANMAR
5,465	56,159	5,943	10,136	14,693	466,413	NEW ZEALAND
-	-	-	-	-	327	PAPUA NEW GUINEA
13,628	7,012	14,180	43,748	51,626	1,238,153	REP OF PHILIPPINES
103,512	653,271	146,766	166,520	141,510	4,565,703	SINGAPORE
718,219	1,115,827	735,349	1,446,336	591,070	26,440,875	TAIWAN
173,169	56,881	84,116	78,434	30,250	4,883,726	THAILAND
-	-	-	-	-	278	TONGA
-	-	1,796	-	-	1,796	UNTAET
-	-	-	-	-	1,167	VIETNAM
3,732,529	5,786,680	5,035,587	3,123,878	5,602,867	158,238,510	NEAR EAST AND SOUTH ASIA
-	-	6,066	67,940	257,488	331,494	AFGHANISTAN
-	50	-	-	-	6,079	ALGERIA
176,632	124,364	101,612	103,488	71,400	2,155,518	BAHRAIN
2,050	886	-	-	5,734	51,193	BANGLADESH
1,558,549	1,618,632	1,020,089	927,674	2,063,803	27,330,110	EGYPT
-	-	138,265	63,000	995	286,945	INDIA
-	-	-	-	-	10,767,725	IRAN
-	-	-	-	-	13,152	IRAQ
743,463	2,794,605	674,854	463,970	606,884	26,635,633	ISRAEL
115,515	103,025	111,286	146,465	533,800	3,132,075	JORDAN
190,138	287,684	985,786	320,531	139,180	9,219,636	KUWAIT
7,596	5,438	1,342	685	1,997	715,536	LEBANON
-	-	-	-	-	28,249	LIBYA
6,859	6,479	20,335	4,560	10,001	1,139,270	MOROCCO
585	-	3,135	14,026	5,374	24,375	NEPAL
4,068	3,694	815,853	9,398	110,078	1,133,242	OMAN
-	-	24,240	167,199	176,286	4,005,719	PAKISTAN
-	63	1,176	6,000	3,000	18,575	QATAR

TOTALS MAY NOT ADD DUE TO ROUNDING

\* LESS THAN \$500



## FOREIGN MILITARY SALES AGREEMENTS (CONTINUED)

(DOLLARS IN THOUSANDS)

	FY 1950 FY 1994	FY 1995	FY 1996	FY 1997	FY 1998	FY 1999
NEAR EAST AND SOUTH ASIA (CONTINUED)						
SAUDI ARABIA	58,065,963	435,636	1,197,662	531,240	2,110,413	783,535
SRI LANKA	1,996	42	103	38	21	93
SYRIA	1	-	-	-	-	-
TUNISIA	646,244	10,200	7,080	16,924	5,919	1,726
UNITED ARAB EMIRATES	-	-	-	-	-	13,745
UNITED ARAB EMIRATES	1,637,161	3,788	1,425	3,832	66,167	31,169
YEMEN	325,376	-	-	-	-	315
EUROPE						
ALBANIA	71,020,947	3,406,468	2,037,620	2,885,154	1,704,063	2,548,137
ARMENIA	5	-	3,384	709	-	1,421
AUSTRIA	-	-	-	-	-	-
AZERBAIJAN	326,697	8,272	8,507	19,010	8,739	2,643
BELGIUM	3,397,647	24,851	59,136	121,333	20,834	68,164
BOSNIA-HERZEGOVINA	-	-	87	1,151	89	4,196
BULGARIA	-	-	*	3,613	3,266	1,076
CROATIA	-	-	-	-	-	-
CZECH REPUBLIC	-	-	6,103	2,216	2,965	8,961
DENMARK	2,032,011	31,993	128,191	31,355	8,549	151,935
ESTONIA	15	29	681	806	4,814	2,135
FINLAND	3,027,896	154,888	1,820	287	1,793	3,919
FRANCE	1,290,912	670,488	21,283	102,159	21,058	74,172
GEORGIA	-	-	-	-	1,130	1,631
GERMANY	12,205,048	238,168	226,448	311,700	178,097	323,854
GREECE	5,372,612	186,592	255,214	203,727	481,669	337,734
HUNGARY	10,769	-	3,179	4,485	5,143	7,636
ICELAND	544	-	12	-	-	-
IRELAND	944	45	-	-	-	45
ITALY	1,969,652	30,811	78,387	39,874	92,500	56,337
KAZAKHSTAN	-	-	-	-	165	-
KYRGYZSTAN	-	-	-	-	-	776
LATVIA	6	74	359	1,253	4,535	2,834
LITHUANIA	-	327	299	2,393	3,765	775
LUXEMBOURG	8,616	48	3,088	3,716	693	2,434
MACEDONIA (FYROM)	-	-	-	1,798	9,285	4,347
MALTA	192	12	-	-	-	-
MOLDOVA	-	-	-	-	753	2,752
NETHERLANDS	6,646,791	907,377	145,138	238,353	229,373	112,661
NORWAY	2,782,372	12,364	306,162	67,398	85,489	77,776
POLAND	-	-	5,729	4,187	10,788	23,360
PORTUGAL	1,012,777	9,591	3,519	18,789	10,286	233,387
ROMANIA	-	14,129	4,596	310	4,836	12,506
SLOVAKIA	-	*	601	1,820	2,917	2,831
SLOVENIA	-	-	208	184	5,640	1,888

TOTALS MAY NOT ADD DUE TO ROUNDING

\* LESS THAN \$500

## FOREIGN MILITARY SALES AGREEMENTS (CONTINUED)

(DOLLARS IN THOUSANDS)

FY 2000	FY 2001	FY 2002	FY 2003	FY 2004	FY 1950 FY 2004
659,337	684,137	877,923	663,933	1,443,443	67,453,220
-	-	-	1,000	7,156	10,449
-	-	-	-	-	1
9,388	1,864	9,172	7,800	17,963	734,281
256,827	153,809	242,786	124,843	144,340	936,350
1,188	1,108	1,553	15,539	-	1,762,928
333	841	115	15,828	3,945	346,753
4,188,503	3,586,815	2,343,726	5,711,763	2,828,502	102,261,699
2,673	2,872	5,634	9,915	4,962	31,576
-	-	-	6,947	2,053	9,000
8,036	14,752	4,923	6,503	4,144	412,225
-	-	-	3,086	2,823	5,910
36,552	85,732	47,827	68,351	27,788	3,958,215
6,747	2,100	2,155	2,595	6,784	25,904
8,248	21,119	4,784	14,089	7,253	63,449
209	277	4,128	14,446	6	19,066
11,073	9,489	20,729	8,750	9,862	80,149
15,028	47,195	94,764	23,648	53,735	2,618,402
5,133	3,185	7,881	14,741	6,822	46,243
12,535	89,185	7,213	4,950	134,219	3,438,706
84,604	268,689	229,652	45,162	66,897	2,875,077
8,398	3,595	34,853	12,471	13,561	75,639
290,958	93,970	160,851	322,910	170,047	14,522,051
2,079,611	806,353	283,272	63,960	259,371	10,330,115
6,767	2,693	13,635	5,365	13,445	73,115
-	-	-	-	-	556
-	4	8	12,510	12	13,568
159,471	805,333	155,377	154,188	92,309	3,634,240
2,430	130	1,073	1,317	3,050	8,166
872	-	7,516	4,751	1,856	15,771
4,623	1,987	5,992	14,593	4,376	40,632
5,046	5,342	13,788	46,873	2,323	80,932
345	549	2,808	2,037	960	25,296
4,006	16,179	4,509	10,088	16,078	66,288
109	5,822	-	5,428	-	11,563
1,834	663	2,175	1,102	1,447	10,726
418,791	263,976	154,731	96,350	453,158	9,666,699
147,327	93,478	86,975	107,462	167,359	3,934,163
19,661	27,972	66,155	3,504,466	189,887	3,852,206
5,765	19,601	157,672	7,908	46,780	1,526,074
7,453	2,600	17,833	18,315	64,064	146,642
6,246	2,976	15,640	8,428	606	42,065
960	1,322	6,291	6,733	650	23,875

## NEAR EAST AND SOUTH ASIA (CONTINUED)

SAUDI ARABIA  
SRI LANKA  
SYRIA  
TUNISIA  
UNITED ARAB EMIRATES  
UNITED ARAB EMIRATES  
YEMEN

## EUROPE

ALBANIA  
ARMENIA  
AUSTRIA  
AZERBAIJAN  
BELGIUM  
BOSNIA-HERZEGOVINA  
BULGARIA  
CROATIA  
CZECH REPUBLIC  
DENMARK  
ESTONIA  
FINLAND  
FRANCE  
GEORGIA  
GERMANY  
GREECE  
HUNGARY  
ICELAND  
IRELAND  
ITALY  
KAZAKHSTAN  
KYRGYZSTAN  
LATVIA  
LITHUANIA  
LUXEMBOURG  
MACEDONIA (FYROM)  
MALTA  
MOLDOVA  
NETHERLANDS  
NORWAY  
POLAND  
PORTUGAL  
ROMANIA  
SLOVAKIA  
SLOVENIA

TOTALS MAY NOT ADD DUE TO ROUNDING

\* LESS THAN \$500

## FOREIGN MILITARY SALES AGREEMENTS (CONTINUED)

(DOLLARS IN THOUSANDS)

	FY 1950 FY 1994	FY 1995	FY 1996	FY 1997	FY 1998	FY 1999
<u>EUROPE (CONTINUED)</u>						
SPAIN	5,832,847	387,615	116,916	840,616	68,880	349,315
SWEDEN	349,994	12,026	12,045	6,373	1,940	2,881
SWITZERLAND	2,803,557	21,507	4,834	11,729	17,871	74,319
TAJIKISTAN	-	-	-	-	-	-
TURKEY	10,651,757	534,708	193,027	296,583	303,134	330,067
TURKMENISTAN	-	-	-	-	-	-
UKRAINE	-	-	-	-	1,065	2,000
UNITED KINGDOM	11,213,582	160,555	448,668	547,226	110,601	262,759
UZBEKISTAN	-	-	-	-	1,401	2,613
YUGOSLAVIA	83,704	-	-	-	-	-
<u>AFRICA</u>	<u>1,230,372</u>	<u>4,611</u>	<u>8,549</u>	<u>9,872</u>	<u>21,267</u>	<u>9,831</u>
BENIN	316	-	-	-	550	2,000
BOTSWANA	20,348	89	698	423	512	273
BURUNDI	65	-	-	-	-	-
CAMEROON	47,114	-	49	-	-	-
CAPE VERDE	1,617	2	-	-	-	1
CENTRAL AFRICAN REP	577	-	-	-	-	-
CHAD	29,185	152	688	21	1,522	500
COMOROS	80	-	-	-	-	-
CONGO (BRAZZAVILLE)	13	-	-	-	-	-
CONGO (KINSHASA)	133,515	-	-	-	-	-
DJIBOUTI	12,834	43	163	33	-	-
EQUATORIAL GUINEA	1,509	-	-	-	-	-
ERITREA	-	190	370	1,558	28	-
ETHIOPIA	87,785	465	327	961	10,066	-
GABON	5,995	-	-	-	-	-
GAMBIA	2,211	-	-	-	-	-
GHANA	1,322	75	312	-	1,200	2,037
GUINEA	8,229	-	-	-	324	52
GUINEA-BISSAU	2,656	-	202	121	-	-
IVORY COAST	2,015	-	5	182	-	1,700
KENYA	236,855	1,855	4,073	757	2,575	1,123
LESOTHO	6	-	-	-	-	-
LIBERIA	44,893	-	-	-	-	-
MADAGASCAR	3,830	-	-	45	-	-
MALAWI	4,745	-	88	-	1,469	-
MALI	971	-	-	-	1,972	-
MAURITANIA	962	-	-	-	-	-
MAURITIUS	650	-	-	-	-	-
MOZAMBIQUE	-	229	1	-	-	-
NAMIBIA	3,001	60	-	426	366	-
NIGER	15,804	589	-	-	-	-
NIGERIA	64,216	-	-	-	-	271

TOTALS MAY NOT ADD DUE TO ROUNDING

\* LESS THAN \$500

## FOREIGN MILITARY SALES AGREEMENTS (CONTINUED)

(DOLLARS IN THOUSANDS)

FY 2000	FY 2001	FY 2002	FY 2003	FY 2004	FY 1950 FY 2004
---------	---------	---------	---------	---------	--------------------

## EUROPE (CONTINUED)

92,135	65,425	105,720	137,032	84,188	8,080,689
4,290	3,303	6,731	2,090	7,391	409,064
8,948	16,803	138,070	23,901	238,217	3,359,754
-	-	-	1,804	1,759	3,563
383,778	124,641	192,493	431,439	172,493	13,614,120
657	-	962	603	-	2,222
10,612	3,043	5,092	3,210	12,817	37,839
326,539	672,675	246,403	465,198	478,602	14,932,807
34	1,786	27,408	16,046	4,347	53,634
-	-	-	-	-	83,704

SPAIN
SWEDEN
SWITZERLAND
TAJIKISTAN
TURKEY
TURKMENISTAN
UKRAINE
UNITED KINGDOM
UZBEKISTAN
YUGOSLAVIA
AFRICA
BENIN
BOTSWANA
BURUNDI
CAMEROON
CAPE VERDE
CENTRAL AFRICAN REP
CHAD
COMOROS
CONGO (BRAZZAVILLE)
CONGO (KINSHASA)
DJIBOUTI
EQUATORIAL GUINEA
ERITREA
ETHIOPIA
GABON
GAMBIA
GHANA
GUINEA
GUINEA-BISSAU
IVORY COAST
KENYA
LESOTHO
LIBERIA
MADAGASCAR
MALAWI
MALI
MAURITANIA
MAURITIUS
MOZAMBIQUE
NAMIBIA
NIGER
NIGERIA

9,554	17,706	20,334	41,759	25,158	1,399,013
-	145	20	-	-	3,031
412	928	1,194	1,032	147	26,055
-	-	-	-	-	65
-	-	-	-	-	47,163
-	-	-	3	-	1,623
-	3	-	-	-	580
176	300	594	530	-	33,668
-	-	-	-	-	80
-	-	-	-	-	13
-	-	-	-	-	133,515
-	-	-	2,819	1,829	17,721
-	-	-	-	-	1,509
-	-	-	-	-	2,146
-	-	-	1,777	2,648	104,028
-	70	-	-	-	6,065
-	-	-	-	-	2,211
1,300	676	-	150	1,230	8,303
-	320	3,078	-	-	12,003
-	-	-	-	-	2,979
-	-	-	-	-	3,902
416	5,491	1,153	14,663	9,577	278,538
-	-	-	-	-	6
-	-	-	-	-	44,893
-	-	1,654	-	-	5,529
-	-	185	-	253	6,740
600	29	200	200	-	3,971
-	-	-	-	-	962
-	-	-	-	-	650
-	3	16	-	-	250
-	-	368	-	-	4,221
-	-	294	251	-	16,937
3,180	6,947	8,610	6,594	4,810	94,629

TOTALS MAY NOT ADD DUE TO ROUNDING

\* LESS THAN \$500

## FOREIGN MILITARY SALES AGREEMENTS (CONTINUED)

(DOLLARS IN THOUSANDS)

	FY 1950 FY 1994	FY 1995	FY 1996	FY 1997	FY 1998	FY 1999
AFRICA (CONTINUED)						
RWANDA	1,522	-	144	-	53	-
SAO TOME & PRINCIPE	480	-	-	-	178	-
SENEGAL	21,604	299	208	1,159	-	1,276
SEYCHELLES	509	-	-	62	-	-
SIERRA LEONE	3,465	2	-	-	-	-
SOMALIA	152,935	-	-	-	-	-
SOUTH AFRICA	3,149	30	1,065	325	-	599
SUDAN	311,521	-	-	-	-	-
TANZANIA	76	-	-	-	18	-
TOGO	513	-	-	-	-	-
UGANDA	88	-	155	3,746	433	-
ZAMBIA	122	317	-	-	-	-
ZIMBABWE	1,071	213	-	54	-	-
WESTERN HEMISPHERE	8,506,218	313,614	226,634	296,834	183,219	157,689
ANTIGUA & BARBUDA	6,785	147	-	262	2	680
ARGENTINA	258,354	15,093	3,211	14,773	5,643	18,627
BAHAMAS	-	-	-	51	60	*
BARBADOS	3,643	87	666	139	250	-
BELIZE	3,835	299	-	314	18	144
BOLIVIA	15,431	-	371	3	469	-
BOLIVIA - INTL NARC	82,241	11,131	3,362	8,602	1,824	1,769
BRAZIL	688,560	44,468	42,110	22,155	29,677	19,500
CANADA	3,750,825	172,398	117,357	93,386	100,620	70,652
CHILE	191,205	3,447	2,232	2,216	1,077	4,286
COLOMBIA	310,160	18,075	8,022	74,766	12,259	6,568
COLOMBIA - INTL NARC	154,618	9,205	6,854	-	5,736	2,651
COSTA RICA	30,737	23	190	160	-	134
CUBA	4,510	-	-	-	-	-
DOMINICA	5,102	51	-	80	-	161
DOMINICAN REPUBLIC	32,689	406	384	174	92	389
ECUADOR	161,694	103	-	3,847	245	-
ECUADOR - INTL NARC	2,173	137	318	955	76	894
EL SALVADOR	877,700	5,765	3,224	2,909	6,350	2,880
GRENADA	9,542	91	-	422	-	251
GUATEMALA	58,468	-	-	-	68	-
GUYANA	66	14	-	70	-	-
HAITI	3,404	-	4,747	741	246	-
HONDURAS	408,902	2,340	6,765	932	4,921	721
JAMAICA	32,328	1,072	757	273	211	290
MEXICO	191,860	1,359	4,175	19,901	1,223	7,023
NICARAGUA	5,205	-	-	-	-	-
PANAMA	35,245	51	169	-	-	124
PARAGUAY	1,259	12	-	19	44	3

TOTALS MAY NOT ADD DUE TO ROUNDING

\* LESS THAN \$500

FOREIGN MILITARY SALES AGREEMENTS (CONTINUED)

(DOLLARS IN THOUSANDS)

FY 2000	FY 2001	FY 2002	FY 2003	FY 2004	FY 1950 FY 2004
---------	---------	---------	---------	---------	--------------------

AFRICA (CONTINUED)

-	-	-	-	-	1,719
-	-	-	-	500	1,159
2,815	1,880	955	206	76	30,478
320	-	-	-	-	890
-	-	-	-	-	3,467
-	-	-	-	-	152,935
335	55	1,916	12,498	-	19,971
-	-	-	-	-	311,521
-	-	*	-	-	93
-	-	98	70	-	681
-	-	-	965	4,088	9,476
-	-	-	-	-	439
-	858	-	-	-	2,196

RWANDA  
SAO TOME & PRINCIPE  
SENEGAL  
SEYCHELLES  
SIERRA LEONE  
SOMALIA  
SOUTH AFRICA  
SUDAN  
TANZANIA  
TOGO  
UGANDA  
ZAMBIA  
ZIMBABWE

430,892	194,262	792,034	355,881	329,551	11,786,828
-	450	541	530	1,735	11,132
9,176	8,958	3,555	3,581	4,596	345,567
-	-	-	619	-	730
-	35	116	97	-	5,034
70	173	-	380	274	5,507
7	978	652	10	6,477	24,400
530	755	723	1,490	157	112,585
50,139	8,374	35,613	14,823	1,604	957,023
115,398	98,953	145,244	255,586	171,214	5,091,632
2,250	2,505	547,964	637	393	758,211
228,000	14,427	36,821	25,704	105,074	839,874
5,327	2,096	2,269	340	2,402	191,497
1	-	-	-	-	31,245
-	-	-	-	-	4,510
87	120	210	228	-	6,039
164	586	822	27,777	598	64,082
-	363	5,114	5,897	7,867	185,131
265	135	300	-	-	5,253
2,436	1,678	2,940	2,107	4,105	912,096
3	145	212	210	274	11,150
-	-	-	-	-	58,536
95	267	414	80	-	1,006
105	-	-	-	227	9,470
566	1,066	692	45	699	427,648
644	549	817	-	7	36,946
407	19,360	2,057	6,833	5,454	259,653
-	-	-	410	822	6,437
385	81	-	-	205	36,261
17	26	597	-	21	1,999

WESTERN HEMISPHERE  
ANTIGUA & BARBUDA  
ARGENTINA  
BAHAMAS  
BARBADOS  
BELIZE  
BOLIVIA  
BOLIVIA - INTL NARC  
BRAZIL  
CANADA  
CHILE  
COLOMBIA  
COLOMBIA - INTL NARC  
COSTA RICA  
CUBA  
DOMINICA  
DOMINICAN REPUBLIC  
ECUADOR  
ECUADOR - INTL NARC  
EL SALVADOR  
GRENADA  
GUATEMALA  
GUYANA  
HAITI  
HONDURAS  
JAMAICA  
MEXICO  
NICARAGUA  
PANAMA  
PARAGUAY

TOTALS MAY NOT ADD DUE TO ROUNDING

\* LESS THAN \$500

FOREIGN MILITARY SALES AGREEMENTS (CONTINUED)

(DOLLARS IN THOUSANDS)

	FY 1950 FY 1994	FY 1995	FY 1996	FY 1997	FY 1998	FY 1999
<u>WESTERN HEMISPHERE (CONTINUED)</u>						
PERU	192,545	-	5	501	4,240	32
PERU - INTL NARC	5,084	-	-	90	473	50
ST KITTS AND NEVIS	5,697	15	76	164	-	283
ST LUCIA	5,278	301	-	80	-	140
ST VINCENT + GREN.	5,675	47	-	136	-	73
SURINAME	1	-	-	-	-	-
TRINIDAD + TOBAGO	2,307	245	325	229	624	-
URUGUAY	32,257	2,308	1,563	480	563	959
VENEZUELA	930,835	24,923	19,755	48,003	6,208	18,405
NON REGIONAL	-	415,059	539,262	617,259	634,853	597,175
CLASSIFIED TOTALS A/ NACMA	-	415,059	539,262	617,259	634,853	597,175
INTERNATL. ORG. AND VARIOUS	2,151,797	60,706	37,003	48,352	35,100	67,861

A/ FOR FURTHER INFORMATION, SEE THE CLASSIFIED ANNEX TO THE CONGRESSIONAL PRESENTATION DOCUMENT FOR FOREIGN OPERATIONS.

TOTALS MAY NOT ADD DUE TO ROUNDING

\* LESS THAN \$500



FOREIGN MILITARY SALES AGREEMENTS (CONTINUED)

(DOLLARS IN THOUSANDS)

<u>FY 2000</u>	<u>FY 2001</u>	<u>FY 2002</u>	<u>FY 2003</u>	<u>FY 2004</u>	<u>FY 1950</u> <u>FY 2004</u>	
						<u>WESTERN HEMISPHERE (CONTINUED)</u>
60	126	-	-	31	197,540	PERU
300	355	141	172	-	6,665	PERU - INTL NARC
70	105	208	182	444	7,243	ST KITTS AND NEVIS
130	145	200	248	349	6,871	ST LUCIA
130	105	128	110	-	6,404	ST VINCENT + GREN.
75	-	-	-	45	121	SURINAME
208	143	100	314	79	4,574	TRINIDAD + TOBAGO
579	2,995	344	632	67	42,748	URUGUAY
13,268	28,206	3,239	6,839	14,330	1,114,009	VENEZUELA
<u>578,087</u>	<u>841,314</u>	<u>667,186</u>	<u>981,450</u>	<u>1,973,957</u>	<u>7,845,602</u>	NON REGIONAL
<u>578,087</u>	<u>841,278</u>	<u>667,186</u>	<u>981,450</u>	<u>1,973,957</u>	<u>7,845,566</u>	CLASSIFIED TOTALS
-	36	-	-	-	36	NACMA
<u>57,506</u>	<u>38,837</u>	<u>42,101</u>	<u>50,585</u>	<u>50,918</u>	<u>2,640,768</u>	<u>INTERNATL. ORG. AND VARIOUS</u>

TOTALS MAY NOT ADD DUE TO ROUNDING

\* LESS THAN \$500

## FOREIGN MILITARY CONSTRUCTION SALES AGREEMENTS

(DOLLARS IN THOUSANDS)

	FY 1950 FY 1994	FY 1995	FY 1996	FY 1997	FY 1998	FY 1999
WORLDWIDE	18,390,058	24,036	134,718	28,970	474,429	301,187
EAST ASIA AND PACIFIC	535	-	75	309	-	50
CAMBODIA	-	-	-	48	-	-
JAPAN	-	-	-	-	-	-
KOREA (SEOUL)	1	-	-	-	-	-
SINGAPORE	-	-	75	261	-	-
TAIWAN	533	-	-	-	-	-
THAILAND	-	-	-	-	-	50
NEAR EAST AND SOUTH ASIA	18,107,000	20,198	129,167	24,313	371,430	296,959
AFGHANISTAN	-	-	-	-	-	-
BAHRAIN	21,139	-	-	-	-	-
EGYPT	815,780	15,598	113,808	20,837	101,543	236,253
IRAN	594	-	-	-	-	-
ISRAEL	2,581	-	-	-	-	-
JORDAN	985	-	-	-	-	-
KUWAIT	148,192	-	-	-	-	13,707
LIBYA	1,344	-	-	-	-	-
MOROCCO	-	4,599	1,359	3,476	-	-
OMAN	1,511	-	-	-	-	-
SAUDI ARABIA	17,114,871	-	14,000	-	269,887	46,999
YEMEN	2	-	-	-	-	-
EUROPE	121,717	-	-	1,405	97,185	1,975
FRANCE	29	-	-	-	-	-
GERMANY	41,844	-	-	1,405	97,185	1,975
GREECE	9	-	-	-	-	-
KAZAKHSTAN	-	-	-	-	-	-
KYRGYZSTAN	-	-	-	-	-	-
UNITED KINGDOM	79,835	-	-	-	-	-
AFRICA	39,895	251	393	550	949	28
BOTSWANA	194	-	-	-	-	-
BURUNDI	5	-	-	-	-	-
CAMEROON	980	-	-	-	-	-
CAPE VERDE	180	58	-	-	-	28
CENTRAL AFRICAN REP	239	-	-	-	-	-
CHAD	-	193	-	-	-	-
DJIBOUTI	796	-	-	-	-	-
EQUATORIAL GUINEA	19	-	-	-	-	-
ERITREA	-	-	-	361	949	-
ETHIOPIA	-	-	-	189	-	-
GABON	164	-	-	-	-	-
GAMBIA	77	-	-	-	-	-
GHANA	1,430	-	-	-	-	-

TOTALS MAY NOT ADD DUE TO ROUNDING

\* LESS THAN \$500

## FOREIGN MILITARY CONSTRUCTION SALES AGREEMENTS

(DOLLARS IN THOUSANDS)

<u>FY 2000</u>	<u>FY 2001</u>	<u>FY 2002</u>	<u>FY 2003</u>	<u>FY 2004</u>	<u>FY 1950</u> <u>FY 2004</u>	
283,460	124,390	71,533	221,034	675,074	20,728,889	<u>WORLDWIDE</u>
-	-	286	-	327,813	329,068	<u>EAST ASIA AND PACIFIC</u>
-	-	-	-	-	48	CAMBODIA
-	-	286	-	-	286	JAPAN
-	-	-	-	-	1	KOREA (SEOUL)
-	-	-	-	-	336	SINGAPORE
-	-	-	-	327,813	328,347	TAIWAN
-	-	-	-	-	50	THAILAND
279,092	123,677	63,921	202,690	340,987	19,959,434	<u>NEAR EAST AND SOUTH ASIA</u>
-	-	829	156,976	176,874	334,679	AFGHANISTAN
-	-	-	-	-	21,139	BAHRAIN
24,697	59,287	33,409	10,251	55,478	1,486,942	EGYPT
-	-	-	-	-	594	IRAN
205,028	64,390	12,683	5,610	63,501	353,794	ISRAEL
-	-	-	-	-	985	JORDAN
-	-	17,000	2,801	-	181,701	KUWAIT
-	-	-	-	-	1,344	LIBYA
-	-	-	-	-	9,434	MOROCCO
-	-	-	-	-	1,511	OMAN
49,367	-	-	27,052	45,133	17,567,309	SAUDI ARABIA
-	-	-	-	-	2	YEMEN
3,141	-	4,878	245	5,561	236,107	<u>EUROPE</u>
-	-	-	-	-	29	FRANCE
3,141	-	-	245	-	145,794	GERMANY
-	-	-	-	-	9	GREECE
-	-	4,878	-	-	4,878	KAZAKHSTAN
-	-	-	-	5,561	5,561	KYRGYZSTAN
-	-	-	-	-	79,835	UNITED KINGDOM
272	260	1,840	538	470	45,447	<u>AFRICA</u>
-	-	-	-	-	194	BOTSWANA
-	-	-	-	-	5	BURUNDI
-	-	-	-	-	980	CAMEROON
-	-	-	125	-	391	CAPE VERDE
-	125	-	-	-	365	CENTRAL AFRICAN REP
272	-	230	-	-	696	CHAD
-	-	-	-	-	796	DJIBOUTI
-	-	-	-	-	19	EQUATORIAL GUINEA
-	-	-	-	-	1,310	ERITREA
-	-	-	-	-	189	ETHIOPIA
-	-	-	-	-	164	GABON
-	-	-	-	-	77	GAMBIA
-	-	-	-	-	1,430	GHANA

TOTALS MAY NOT ADD DUE TO ROUNDING

\* LESS THAN \$500

## FOREIGN MILITARY CONSTRUCTION SALES AGREEMENTS (CONTINUED)

(DOLLARS IN THOUSANDS)

	FY 1950 FY 1994	FY 1995	FY 1996	FY 1997	FY 1998	FY 1999
AFRICA (CONTINUED)						
GUINEA	110	-	-	-	-	-
IVORY COAST	692	-	153	-	-	-
KENYA	302	-	240	-	-	-
LESOTHO	187	-	-	-	-	-
LIBERIA	7,300	-	-	-	-	-
MADAGASCAR	177	-	-	-	-	-
MALAWI	496	-	-	-	-	-
MALI	168	-	-	-	-	-
MAURITANIA	326	-	-	-	-	-
MOZAMBIQUE	-	-	-	-	-	-
NIGER	4,554	-	-	-	-	-
NIGERIA	-	-	-	-	-	-
RWANDA	756	-	-	-	-	-
SAO TOME & PRINCIPE	-	-	-	-	-	-
SENEGAL	3,039	-	-	-	-	-
SEYCHELLES	35	-	-	-	-	-
SIERRA LEONE	608	-	-	-	-	-
SOMALIA	350	-	-	-	-	-
SUDAN	16,484	-	-	-	-	-
TOGO	2	-	-	-	-	-
UGANDA	225	-	-	-	-	-
WESTERN HEMISPHERE	120,911	3,587	5,083	2,393	4,805	2,175
ANTIGUA & BARBUDA	244	-	-	-	-	-
ARGENTINA	-	-	-	-	-	-
BARBADOS	665	-	-	-	-	-
BOLIVIA - INTL NARC	11,333	63	36	437	-	-
CANADA	519	-	-	-	-	-
COLOMBIA	1,995	-	656	470	-	-
COLOMBIA - INTL NARC	10,002	451	728	-	2,913	2,175
COSTA RICA	752	-	-	-	-	-
ECUADOR	-	-	-	-	-	-
ECUADOR - INTL NARC	75	243	752	-	-	-
EL SALVADOR	55,190	2,442	441	1,486	763	-
GUATEMALA	2,021	-	-	-	-	-
HAITI	-	-	-	-	340	-
HONDURAS	30,825	388	2,469	-	789	-
MEXICO	7,203	-	-	-	-	-
PANAMA	-	-	-	-	-	-
ST VINCENT + GREN.	85	-	-	-	-	-
INTERNATL. ORG. AND VARIOUS	-	-	-	-	59	-

TOTALS MAY NOT ADD DUE TO ROUNDING

\* LESS THAN \$500

## FOREIGN MILITARY CONSTRUCTION SALES AGREEMENTS (CONTINUED)

(DOLLARS IN THOUSANDS)

<u>FY 2000</u>	<u>FY 2001</u>	<u>FY 2002</u>	<u>FY 2003</u>	<u>FY 2004</u>	<u>FY 1950</u> <u>FY 2004</u>	
-	-	-	-	-	110	AFRICA (CONTINUED)
-	-	-	-	-	845	GUINEA
-	-	-	316	315	1,172	IVORY COAST
-	-	-	-	-	187	KENYA
-	-	-	-	-	7,300	LESOTHO
-	-	-	-	-	177	LIBERIA
-	-	-	-	-	496	MADAGASCAR
-	-	-	-	-	168	MALAWI
-	-	-	-	-	326	MALI
-	135	634	-	-	769	MAURITANIA
-	-	-	-	-	4,554	MOZAMBIQUE
-	-	976	-	-	976	NIGER
-	-	-	-	-	756	NIGERIA
-	-	-	-	156	156	RWANDA
-	-	-	98	-	3,136	SAO TOME & PRINCIPE
-	-	-	-	-	35	SENEGAL
-	-	-	-	-	608	SEYCHELLES
-	-	-	-	-	350	SIERRA LEONE
-	-	-	-	-	16,484	SOMALIA
-	-	-	-	-	2	SUDAN
-	-	-	-	-	225	TOGO
955	453	608	17,561	243	158,774	UGANDA
49	403	-	-	-	244	WESTERN HEMISPHERE
607	-	-	-	243	452	ANTIGUA & BARBUDA
-	-	-	-	-	665	ARGENTINA
-	-	-	-	-	12,719	BARBADOS
-	-	-	-	-	519	BOLIVIA - INTL NARC
-	-	-	-	-	3,122	CANADA
-	-	-	-	-	16,269	COLOMBIA
-	-	-	-	-	752	COLOMBIA - INTL NARC
-	-	488	17,561	-	18,049	COSTA RICA
-	-	-	-	-	1,070	ECUADOR
-	-	-	-	-	60,323	ECUADOR - INTL NARC
-	-	-	-	-	2,021	EL SALVADOR
195	-	-	-	-	535	GUATEMALA
105	-	120	-	-	34,696	HAITI
-	-	-	-	-	7,203	HONDURAS
-	50	-	-	-	50	MEXICO
-	-	-	-	-	85	PANAMA
-	-	-	-	-	59	ST VINCENT + GREN.
-	-	-	-	-	-	INTERNATL. ORG. AND VARIOUS

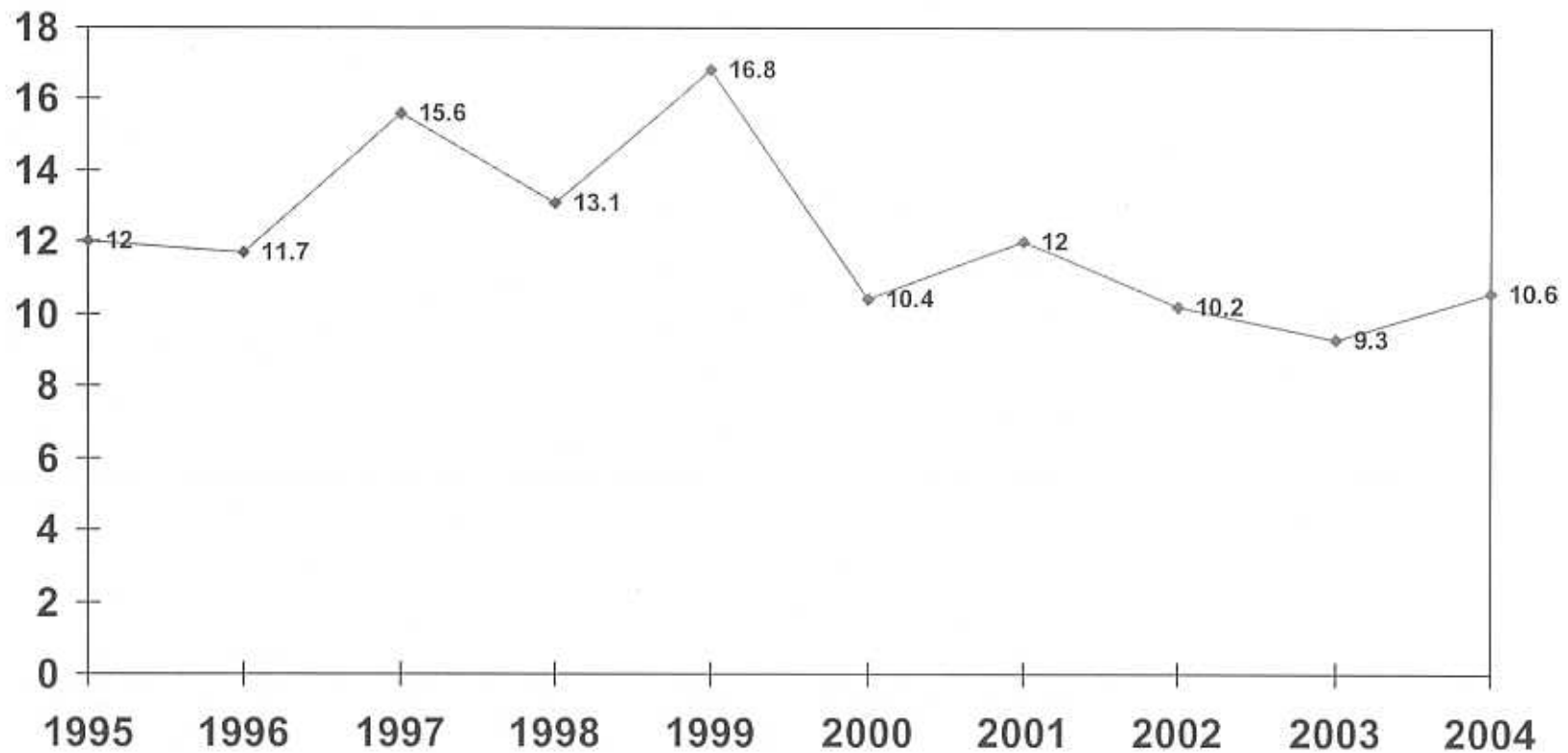
TOTALS MAY NOT ADD DUE TO ROUNDING

\* LESS THAN \$500

**PAGE INTENTIONALLY LEFT BLANK**

# FOREIGN MILITARY SALES DELIVERIES

INCLUDES CONSTRUCTION  
(Dollars in Billions)





## FOREIGN MILITARY SALES DELIVERIES

(DOLLARS IN THOUSANDS)

	FY 1950 FY 1994	FY 1995	FY 1996	FY 1997	FY 1998	FY 1999
WORLDWIDE	176,028,725	12,099,534	11,707,782	15,663,159	13,179,117	16,887,934
EAST ASIA AND PACIFIC	32,798,616	3,281,596	2,644,568	3,890,230	3,374,451	4,579,998
AUSTRALIA	7,710,682	302,523	223,157	195,888	207,432	268,692
BRUNEI	414	-	17	-	47	*
CAMBODIA	-	1,064	455	705	860	635
CHINA	255,488	4,226	-	-	-	-
EAST TIMOR	-	-	-	-	-	-
FIJI	1,829	-	-	-	-	-
INDOCHINA	8,542	-	-	-	-	-
INDONESIA	651,339	11,161	10,182	12,376	4,883	30,092
JAPAN	5,603,145	692,797	752,869	488,183	409,305	438,871
KOREA (SEOUL)	5,608,717	441,666	339,844	477,777	836,461	584,745
LAOS	-	-	-	14	684	298
MALAYSIA	192,093	9,443	38,722	16,814	72,405	44,845
MONGOLIA	-	-	-	-	-	-
MYANMAR	8,734	-	-	-	-	-
NEW ZEALAND	272,899	14,697	11,686	16,298	10,863	8,899
PAPUA NEW GUINEA	327	-	-	-	-	-
REP OF PHILIPPINES	778,459	57,881	88,652	28,393	36,548	17,657
SINGAPORE	1,143,820	58,558	80,240	132,678	231,735	548,920
TAIWAN	7,855,665	1,331,985	829,352	2,369,942	1,419,645	2,503,188
THAILAND	2,705,157	355,558	269,389	151,161	143,559	133,157
TONGA	139	38	3	*	23	-
UNTAET	-	-	-	-	-	-
VIETNAM	1,167	-	-	-	-	-
NEAR EAST AND SOUTH ASIA	79,970,123	6,371,894	5,442,075	7,636,366	6,108,230	6,882,410
AFGHANISTAN	-	-	-	-	-	-
ALGERIA	6,023	6	*	-	-	-
BAHRAIN	838,292	39,574	38,627	61,092	61,734	48,229
BANGLADESH	2,831	907	1,094	2,066	956	666
EGYPT	9,804,665	1,478,515	1,083,018	892,176	551,283	448,182
INDIA	79,741	24	4,497	*	171	-
IRAN	10,713,506	-	-	-	-	-
IRAQ	13,152	-	-	-	-	-
ISRAEL	13,605,799	326,957	385,737	455,864	1,194,777	1,213,346
JORDAN	1,778,783	47,041	15,603	41,689	46,984	48,675
KUWAIT	2,998,687	471,073	744,762	1,208,938	323,097	315,622
LEBANON	562,257	40,875	31,735	32,955	8,016	6,979
LIBYA	28,249	-	-	-	-	-
MOROCCO	998,023	22,047	21,464	11,268	7,230	4,714
NEPAL	1,255	-	-	-	-	-
OMAN	153,668	5,886	5,157	4,827	5,474	5,785
PAKISTAN	2,700,428	-	143,247	183,295	76,035	-
QATAR	4,114	349	512	430	633	415

TOTALS MAY NOT ADD DUE TO ROUNDING

\* LESS THAN \$500

FOREIGN MILITARY SALES DELIVERIES

(DOLLARS IN THOUSANDS)

FY 2000	FY 2001	FY 2002	FY 2003	FY 2004	FY 1950 FY 2004	
10,435,554	12,000,827	10,239,854	9,314,503	10,681,437	298,238,426	WORLDWIDE
3,664,266	3,111,102	3,215,448	2,030,925	2,593,834	65,185,035	EAST ASIA AND PACIFIC
329,788	244,361	154,790	192,605	185,713	10,015,631	AUSTRALIA
68	107	20	53	36	761	BRUNEI
287	152	149	424	116	4,847	CAMBODIA
-	-	-	-	-	259,714	CHINA
12	-	-	958	24	982	EAST TIMOR
-	-	-	-	-	1,842	FIJI
-	-	-	-	-	8,542	INDOCHINA
-	-	190	-	-	720,223	INDONESIA
460,230	493,353	469,749	404,226	397,151	10,609,880	JAPAN
1,399,002	735,300	525,537	492,528	600,311	12,041,888	KOREA (SEOUL)
10	53	96	199	-	1,354	LAOS
417,609	77,083	11,418	9,602	11,442	901,478	MALAYSIA
-	-	107	273	3,437	3,817	MONGOLIA
-	-	-	-	-	8,734	MYANMAR
19,375	19,609	31,999	11,674	9,796	427,796	NEW ZEALAND
-	-	-	-	-	327	PAPUA NEW GUINEA
9,702	18,789	22,116	25,396	28,252	1,111,845	REP OF PHILIPPINES
131,039	244,268	421,216	168,652	207,837	3,368,962	SINGAPORE
783,768	1,159,640	1,410,242	592,771	962,107	21,218,306	TAIWAN
113,358	118,386	167,772	131,535	187,607	4,476,640	THAILAND
17	-	40	18	-	278	TONGA
-	-	7	11	4	22	UNTAET
-	-	-	-	-	1,167	VIETNAM
3,879,855	4,569,063	4,225,351	3,211,650	4,097,905	132,394,923	NEAR EAST AND SOUTH ASIA
-	-	1,451	17,037	109,532	128,020	AFGHANISTAN
-	-	6	3	-	6,038	ALGERIA
54,212	335,658	82,221	96,628	78,420	1,734,686	BAHRAIN
915	6,834	8,937	2,478	6,368	34,051	BANGLADESH
804,542	861,651	1,882,778	877,943	1,328,185	20,012,938	EGYPT
-	-	38	20,507	6,676	111,654	INDIA
-	-	-	-	-	10,713,506	IRAN
-	-	-	-	-	13,152	IRAQ
562,015	741,063	632,176	824,686	891,339	20,833,761	ISRAEL
52,335	80,437	57,159	69,473	106,701	2,344,882	JORDAN
320,789	551,590	130,751	143,411	212,818	7,421,537	KUWAIT
4,884	6,097	3,164	3,107	2,040	702,110	LEBANON
-	-	-	-	-	28,249	LIBYA
4,723	8,385	7,118	8,572	9,257	1,102,800	MOROCCO
-	107	61	6,691	8,172	16,286	NEPAL
1,227	3,787	1,609	6,823	16,504	210,749	OMAN
-	-	6,456	4,659	36,156	3,150,277	PAKISTAN
311	788	827	1,024	329	9,732	QATAR

TOTALS MAY NOT ADD DUE TO ROUNDING

\* LESS THAN \$500

## FOREIGN MILITARY SALES DELIVERIES (CONTINUED)

(DOLLARS IN THOUSANDS)

	FY 1950 FY 1994	FY 1995	FY 1996	FY 1997	FY 1998	FY 1999
NEAR EAST AND SOUTH ASIA (CONTINUED)						
SAUDI ARABIA	33,839,880	3,566,822	2,835,316	4,639,119	3,799,809	4,685,904
SRI LANKA	1,774	229	57	25	83	5
SYRIA	1	-	-	-	-	-
TUNISIA	579,733	26,624	19,069	12,007	5,619	8,484
UNITED ARAB EMIRATES	-	-	-	-	-	-
UNITED ARAB EMIRATES	938,310	344,966	112,181	90,615	26,331	94,532
YEMEN	320,951	-	-	-	-	870
EUROPE						
ALBANIA	52,741,431	2,091,780	3,172,734	3,853,249	3,291,368	5,145,568
ARMENIA	-	2	*	894	586	743
AUSTRIA	-	-	-	-	-	-
AZERBAIJAN	238,112	3,108	3,163	74,030	21,166	6,092
BELGIUM	2,584,080	7,869	157,393	107,097	193,778	249,922
BOSNIA-HERZEGOVINA	-	-	-	-	5	584
BULGARIA	-	-	*	-	66	2,298
CROATIA	-	-	-	-	-	-
CZECH REPUBLIC	-	-	234	550	2,403	1,256
DENMARK	1,504,232	53,926	91,065	47,769	158,785	157,303
ESTONIA	-	15	268	365	567	314
FINLAND	31,004	164,958	250,887	398,596	543,611	719,076
FRANCE	965,090	64,433	52,450	57,159	35,081	247,706
GEORGIA	-	-	-	-	-	19
GERMANY	11,351,693	256,956	376,440	207,749	189,963	250,669
GREECE	3,212,131	219,869	209,840	690,747	397,492	463,011
HUNGARY	2,887	4,509	3,136	109	2,086	1,176
ICELAND	544	-	-	-	1	11
IRELAND	944	5	40	*	-	-
ITALY	1,626,046	53,850	76,509	50,734	42,714	105,713
KAZAKHSTAN	-	-	-	-	-	21
KYRGYZSTAN	-	-	-	-	-	-
LATVIA	-	4	313	64	1,140	392
LITHUANIA	-	-	348	159	740	1,359
LUXEMBOURG	8,616	48	612	5,558	508	445
MACEDONIA (FYROM)	-	-	-	349	1,940	4,671
MALTA	186	16	2	-	-	-
MOLDOVA	-	-	-	-	3	644
NETHERLANDS	5,333,534	152,703	391,028	167,721	343,874	320,576
NORWAY	2,089,275	25,244	134,589	98,043	119,373	220,016
POLAND	-	-	533	174	2,025	2,116
PORTUGAL	770,251	88,350	18,572	70,276	21,113	11,517
ROMANIA	-	-	14	5,168	1,887	1,427
SLOVAKIA	-	*	-	9	1,116	982
SLOVENIA	-	-	-	20	174	133

TOTALS MAY NOT ADD DUE TO ROUNDING

\* LESS THAN \$500

## FOREIGN MILITARY SALES DELIVERIES (CONTINUED)

(DOLLARS IN THOUSANDS)

FY 2000	FY 2001	FY 2002	FY 2003	FY 2004	FY 1950 FY 2004
---------	---------	---------	---------	---------	--------------------

## NEAR EAST AND SOUTH ASIA (CONTINUED)

1,999,603	1,940,272	1,311,733	1,039,108	1,136,357	60,793,923
1	26	-	123	393	2,717
-	-	-	-	-	1
3,898	8,096	6,160	4,354	8,257	682,300
2,650	15,506	52,956	81,413	138,109	290,634
67,726	8,712	39,440	3,336	1,224	1,727,374
25	54	307	271	1,069	323,546

SAUDI ARABIA  
SRI LANKA  
SYRIA  
TUNISIA  
UNITED ARAB EMIRATES  
UNITED ARAB EMIRATES  
YEMEN

2,596,437	3,797,100	2,558,048	3,739,602	3,690,927	86,678,245
1,553	3,602	5,502	3,535	7,890	24,305
-	-	-	-	8,857	8,857
7,515	4,523	7,014	8,188	7,794	380,705
-	-	-	53	2,027	2,080
58,424	169,597	68,363	70,886	42,148	3,709,558
1,320	8,030	4,618	1,869	1,782	18,208
3,521	4,558	1,569	2,878	14,708	29,598
-	247	95	185	1,730	2,258
3,153	5,594	4,447	8,545	8,867	35,049
46,248	112,233	23,122	13,997	22,691	2,231,371
1,698	2,510	2,693	4,497	11,382	24,308
696,634	147,332	68,217	39,874	45,677	3,105,864
217,064	141,775	206,371	168,544	250,555	2,406,228
3,324	5,171	3,647	9,825	7,346	29,333
130,928	329,671	221,536	243,165	267,097	13,825,867
314,852	448,420	454,011	1,325,347	1,157,697	8,893,418
6,440	7,085	8,674	4,421	6,765	47,287
-	-	-	-	-	556
-	45	8	4	3,555	4,601
40,806	97,251	102,579	184,879	282,708	2,663,790
110	*	3,035	414	1,097	4,676
726	690	2,250	2,746	4,722	11,135
2,397	3,221	1,700	3,652	9,384	22,266
1,722	1,510	7,459	1,725	14,124	29,145
1,058	859	1,736	972	4,043	24,456
7,376	9,653	8,919	12,253	5,378	50,539
-	-	898	5,125	-	6,227
1,102	2,650	1,404	1,856	1,491	9,150
160,750	412,455	241,725	224,762	272,274	8,021,402
64,368	191,749	87,680	123,054	80,205	3,233,595
12,629	9,296	31,595	16,644	75,967	150,980
19,932	41,802	27,855	116,410	30,708	1,216,788
3,509	21,286	7,289	8,375	14,650	63,607
3,377	4,151	4,218	4,129	5,934	23,916
529	1,488	553	1,556	1,553	6,006

EUROPE  
ALBANIA  
ARMENIA  
AUSTRIA  
AZERBAIJAN  
BELGIUM  
BOSNIA-HERZEGOVINA  
BULGARIA  
CROATIA  
CZECH REPUBLIC  
DENMARK  
ESTONIA  
FINLAND  
FRANCE  
GEORGIA  
GERMANY  
GREECE  
HUNGARY  
ICELAND  
IRELAND  
ITALY  
KAZAKHSTAN  
KYRGYZSTAN  
LATVIA  
LITHUANIA  
LUXEMBOURG  
MACEDONIA (FYROM)  
MALTA  
MOLDOVA  
NETHERLANDS  
NORWAY  
POLAND  
PORTUGAL  
ROMANIA  
SLOVAKIA  
SLOVENIA

TOTALS MAY NOT ADD DUE TO ROUNDING

\* LESS THAN \$500

## FOREIGN MILITARY SALES DELIVERIES (CONTINUED)

(DOLLARS IN THOUSANDS)

	FY 1950 FY 1994	FY 1995	FY 1996	FY 1997	FY 1998	FY 1999
<b>EUROPE (CONTINUED)</b>						
SPAIN	4,790,231	192,749	411,412	215,758	133,077	323,653
SWEDEN	221,680	3,664	18,221	19,245	8,155	2,982
SWITZERLAND	1,214,891	13,188	95,290	56,549	106,088	830,037
TAJIKISTAN	-	-	-	-	-	-
TURKEY	7,443,296	367,651	479,172	1,153,073	531,943	853,798
TURKMENISTAN	-	-	-	-	-	-
UKRAINE	-	-	-	-	35	171
UNITED KINGDOM	9,269,002	418,665	401,202	425,283	429,874	364,708
UZBEKISTAN	-	-	-	-	-	25
YUGOSLAVIA	83,704	-	-	-	-	-
<b>AFRICA</b>	<b>1,174,342</b>	<b>13,914</b>	<b>25,190</b>	<b>10,330</b>	<b>12,490</b>	<b>10,342</b>
BENIN	77	47	18	157	6	8
BOTSWANA	14,666	1,312	2,215	603	488	371
BURUNDI	65	-	*	-	*	-
CAMEROON	33,016	37	13,623	181	15	2
CAPE VERDE	1,171	6	21	9	3	1
CENTRAL AFRICAN REP	537	19	1	18	-	*
CHAD	26,063	3,023	337	115	431	997
COMOROS	80	-	-	-	-	-
CONGO (BRAZZAVILLE)	13	-	-	-	-	-
CONGO (KINSHASA)	133,515	-	-	-	-	-
DJIBOUTI	11,614	399	283	49	359	241
EQUATORIAL GUINEA	1,509	-	-	-	-	-
ERITREA	-	139	54	1,403	318	13
ETHIOPIA	86,721	476	818	756	554	462
GABON	5,727	178	33	22	-	34
GAMBIA	2,132	-	-	-	-	-
GHANA	582	573	293	78	5	987
GUINEA	8,146	4	-	-	336	59
GUINEA-BISSAU	754	248	237	1,052	184	503
IVORY COAST	1,590	28	88	13	236	97
KENYA	224,634	5,833	3,959	1,961	3,925	1,717
LESOTHO	1	*	1	2	1	*
LIBERIA	44,893	-	-	-	-	-
MADAGASCAR	3,399	186	105	79	10	45
MALAWI	4,187	89	89	239	124	368
MALI	368	19	27	21	54	965
MAURITANIA	962	-	-	-	-	-
MAURITIUS	-	1	215	356	5	-
MOZAMBIQUE	-	-	*	37	22	2
NAMIBIA	486	371	583	282	420	439
NIGER	14,253	142	1,582	-	-	33
NIGERIA	64,216	*	*	*	*	74

TOTALS MAY NOT ADD DUE TO ROUNDING

\* LESS THAN \$500

## FOREIGN MILITARY SALES DELIVERIES (CONTINUED)

(DOLLARS IN THOUSANDS)

FY 2000	FY 2001	FY 2002	FY 2003	FY 2004	FY 1950 FY 2004
---------	---------	---------	---------	---------	--------------------

## EUROPE (CONTINUED)

141,139	266,787	177,886	158,868	188,469	7,000,030
6,718	2,760	57,175	59,070	5,265	404,935
68,794	342,385	35,710	36,393	72,793	2,872,117
-	-	-	1,159	390	1,550
216,064	465,525	280,059	482,630	291,094	12,564,306
-	-	-	1,823	381	2,204
896	5,555	7,717	1,205	3,729	19,308
347,409	525,286	385,590	350,121	454,284	13,371,422
2,354	348	3,126	33,971	1,717	41,541
-	-	-	-	-	83,704

## AFRICA

12,188	9,805	7,911	10,585	23,202	1,310,300
-	3	338	16	2,360	3,031
476	750	280	1,122	367	22,650
-	-	-	-	-	65
2	64	2	*	*	46,942
*	41	366	1	2	1,622
1	1	*	*	-	577
58	218	472	362	610	32,686
-	-	-	-	-	80
-	-	-	-	-	13
-	-	-	-	-	133,515
12	60	56	30	919	14,022
-	-	-	-	-	1,509
217	-	-	-	1	2,145
6,760	*	-	33	4,423	101,004
*	-	-	-	-	5,995
-	-	-	-	-	2,132
372	356	363	386	77	4,072
5	132	553	909	320	10,465
-	-	-	-	-	2,979
145	-	-	*	-	2,197
1,496	2,245	809	2,607	4,299	253,484
*	*	1	-	-	6
-	-	-	-	-	44,893
-	-	-	5	9	3,840
17	8	*	207	160	5,488
316	833	6	95	15	2,719
-	-	-	-	-	962
7	-	-	-	-	585
2	*	3	1	1	67
522	735	39	78	17	3,970
-	285	18	274	102	16,689
43	3,132	3,761	3,181	3,330	77,736

SPAIN  
SWEDEN  
SWITZERLAND  
TAJIKISTAN  
TURKEY  
TURKMENISTAN  
UKRAINE  
UNITED KINGDOM  
UZBEKISTAN  
YUGOSLAVIA

BENIN  
BOTSWANA  
BURUNDI  
CAMEROON  
CAPE VERDE  
CENTRAL AFRICAN REP  
CHAD  
COMOROS  
CONGO (BRAZZAVILLE)  
CONGO (KINSHASA)  
DJIBOUTI  
EQUATORIAL GUINEA  
ERITREA  
ETHIOPIA  
GABON  
GAMBIA  
GHANA  
GUINEA  
GUINEA-BISSAU  
IVORY COAST  
KENYA  
LESOTHO  
LIBERIA  
MADAGASCAR  
MALAWI  
MALI  
MAURITANIA  
MAURITIUS  
MOZAMBIQUE  
NAMIBIA  
NIGER  
NIGERIA

TOTALS MAY NOT ADD DUE TO ROUNDING

\* LESS THAN \$500

## FOREIGN MILITARY SALES DELIVERIES (CONTINUED)

(DOLLARS IN THOUSANDS)

	FY 1950 FY 1994	FY 1995	FY 1996	FY 1997	FY 1998	FY 1999
<u>AFRICA (CONTINUED)</u>						
RWANDA	1,200	-	-	-	*	252
SAO TOME & PRINCIPE	421	-	-	4	-	7
SENEGAL	16,372	523	284	1,170	3,908	1,005
SEYCHELLES	250	18	2	154	54	*
SIERRA LEONE	3,275	62	14	5	15	4
SOMALIA	151,783	-	-	-	-	-
SOUTH AFRICA	3,149	-	9	546	419	371
SUDAN	311,521	-	-	-	-	*
TANZANIA	73	3	-	-	-	-
TOGO	513	-	-	-	-	-
UGANDA	82	*	64	919	451	1,246
ZAMBIA	12	170	153	78	2	12
ZIMBABWE	314	9	77	22	145	28
<u>WESTERN HEMISPHERE</u>	<u>7,518,334</u>	<u>284,771</u>	<u>342,548</u>	<u>206,596</u>	<u>292,356</u>	<u>215,583</u>
ANTIGUA & BARBUDA	5,383	739	154	98	341	173
ARGENTINA	221,996	11,571	12,597	5,723	7,292	10,031
BAHAMAS	-	-	-	-	47	18
BARBADOS	2,482	359	491	252	276	266
BELIZE	3,618	118	314	314	67	159
BOLIVIA	15,431	*	371	3	469	*
BOLIVIA - INTL NARC	61,974	15,254	8,862	6,009	6,404	2,614
BRAZIL	540,685	24,455	29,858	37,611	43,154	34,872
CANADA	3,298,364	127,087	153,675	83,086	111,034	95,661
CHILE	185,265	4,272	2,424	2,334	2,062	2,689
COLOMBIA	222,352	28,366	43,985	18,488	61,839	18,420
COLOMBIA - INTL NARC	101,062	25,515	18,533	4,848	7,908	4,572
COSTA RICA	29,530	155	902	65	136	36
CUBA	4,510	-	-	-	-	-
DOMINICA	3,790	559	182	52	307	221
DOMINICAN REPUBLIC	29,650	1,060	418	469	324	132
ECUADOR	153,864	1,418	1,502	1,169	1,742	1,314
ECUADOR - INTL NARC	1,806	204	153	45	277	357
EL SALVADOR	832,281	17,010	16,780	5,837	5,519	2,572
GRENADA	8,111	653	406	173	497	116
GUATEMALA	58,468	-	-	-	-	-
GUYANA	-	22	10	47	3	65
HAITI	3,317	-	2,063	1,886	581	508
HONDURAS	380,905	3,993	17,209	3,640	3,842	3,252
JAMAICA	27,816	1,511	2,328	591	589	134
MEXICO	183,472	2,060	3,299	9,388	2,684	1,783
NICARAGUA	5,205	-	-	*	-	-
PANAMA	34,466	523	130	192	16	48
PARAGUAY	1,024	8	11	16	193	30

TOTALS MAY NOT ADD DUE TO ROUNDING

\* LESS THAN \$500



## FOREIGN MILITARY SALES DELIVERIES (CONTINUED)

(DOLLARS IN THOUSANDS)

FY 2000	FY 2001	FY 2002	FY 2003	FY 2004	FY 1950 FY 2004
232	31	*	4	*	1,719
145	64	-	-	266	907
224	141	185	259	316	24,387
9	-	320	-	-	807
33	-	-	-	-	3,409
-	-	-	-	-	151,783
53	206	308	848	4,741	10,649
-	-	-	-	-	311,521
17	-	*	*	-	93
-	-	-	130	-	643
857	8	-	35	865	4,527
-	11	-	-	-	439
169	479	31	*	2	1,275
221,479	461,814	194,645	233,843	237,688	10,209,656
138	362	2	491	1,475	9,354
10,080	26,534	8,253	4,382	3,954	322,414
-	21	13	-	51	149
129	181	18	1	557	5,012
12	20	133	99	76	4,929
7	910	315	134	901	18,543
3,575	3,647	714	1,292	402	110,747
60,863	50,026	38,874	11,275	11,719	883,391
83,568	110,423	85,187	155,499	147,071	4,450,654
1,085	3,028	1,718	5,928	9,657	220,463
14,333	217,107	21,675	10,463	22,864	679,892
6,240	7,790	4,355	2,845	1,765	185,433
26	36	158	76	48	31,169
-	-	-	-	-	4,510
62	300	6	66	394	5,938
72	890	838	11,036	9,649	54,537
682	1,187	1,279	1,487	3,195	168,839
725	255	382	331	252	4,787
13,122	4,416	1,605	1,715	3,076	903,933
67	271	119	74	415	10,902
-	-	-	-	30	58,499
*	*	397	253	104	901
182	399	85	6	2	9,030
1,407	3,195	1,959	804	694	420,900
1,122	1,078	469	579	274	36,491
8,883	4,304	4,552	12,158	5,586	238,168
-	-	-	-	281	5,486
*	103	218	72	13	35,781
21	19	34	4	18	1,379

## AFRICA (CONTINUED)

RWANDA  
SAO TOME & PRINCIPE  
SENEGAL  
SEYCHELLES  
SIERRA LEONE  
SOMALIA  
SOUTH AFRICA  
SUDAN  
TANZANIA  
TOGO  
UGANDA  
ZAMBIA  
ZIMBABWE

## WESTERN HEMISPHERE

ANTIGUA & BARBUDA  
ARGENTINA  
BAHAMAS  
BARBADOS  
BELIZE  
BOLIVIA  
BOLIVIA - INTL NARC  
BRAZIL  
CANADA  
CHILE  
COLOMBIA  
COLOMBIA - INTL NARC  
COSTA RICA  
CUBA  
DOMINICA  
DOMINICAN REPUBLIC  
ECUADOR  
ECUADOR - INTL NARC  
EL SALVADOR  
GRENADA  
GUATEMALA  
GUYANA  
HAITI  
HONDURAS  
JAMAICA  
MEXICO  
NICARAGUA  
PANAMA  
PARAGUAY

TOTALS MAY NOT ADD DUE TO ROUNDING

\* LESS THAN \$500

## FOREIGN MILITARY SALES DELIVERIES (CONTINUED)

(DOLLARS IN THOUSANDS)

	FY 1950 FY 1994	FY 1995	FY 1996	FY 1997	FY 1998	FY 1999
<u>WESTERN HEMISPHERE (CONTINUED)</u>						
PERU	190,180	-	125	244	1,010	1,941
PERU - INTL NARC	2,537	-	884	899	924	310
ST KITTS AND NEVIS	4,495	485	208	22	216	148
ST LUCIA	3,732	599	609	174	234	201
ST VINCENT + GREN.	3,294	552	1,366	159	289	263
SURINAME	1	-	-	-	-	-
TRINIDAD + TOBAGO	944	1,149	164	178	388	577
URUGUAY	28,757	1,411	1,599	1,177	856	398
VENEZUELA	867,568	13,665	20,937	21,408	30,834	31,698
<u>NON REGIONAL</u>	-	-	-	-	-	-
<u>NACMA</u>	-	-	-	-	-	-
<u>INTERNATL. ORG. AND VARIOUS</u>	<u>1,825,878</u>	<u>55,578</u>	<u>80,667</u>	<u>66,389</u>	<u>100,221</u>	<u>54,033</u>

TOTALS MAY NOT ADD DUE TO ROUNDING

\* LESS THAN \$500

## FOREIGN MILITARY SALES DELIVERIES (CONTINUED)

(DOLLARS IN THOUSANDS)

<u>FY 2000</u>	<u>FY 2001</u>	<u>FY 2002</u>	<u>FY 2003</u>	<u>FY 2004</u>	<u>FY 1950</u> <u>FY 2004</u>
545	696	229	134	132	195,237
308	106	74	55	62	6,159
314	312	7	92	385	6,683
130	323	-	13	429	6,443
54	144	42	1	225	6,389
-	2	22	26	3	53
82	178	130	1	10	3,802
1,034	1,576	2,888	622	45	40,363
12,610	21,976	17,896	11,829	11,874	1,062,295
-	-	7	4	8	20
-	-	7	4	8	20
<u>61,327</u>	<u>51,944</u>	<u>38,444</u>	<u>87,894</u>	<u>37,873</u>	<u>2,460,248</u>

WESTERN HEMISPHERE (CONTINUED)

PERU  
 PERU - INTL NARC  
 ST KITTS AND NEVIS  
 ST LUCIA  
 ST VINCENT + GREN.  
 SURINAME  
 TRINIDAD + TOBAGO  
 URUGUAY  
 VENEZUELA

NON REGIONAL  
NACMAINTERNATL. ORG. AND VARIOUS

TOTALS MAY NOT ADD DUE TO ROUNDING

\* LESS THAN \$500

## FOREIGN MILITARY CONSTRUCTION SALES DELIVERIES

(DOLLARS IN THOUSANDS)

	FY 1950 FY 1994	FY 1995	FY 1996	FY 1997	FY 1998	FY 1999
WORLDWIDE	16,962,679	218,212	142,801	97,687	381,617	187,573
EAST ASIA AND PACIFIC	535	-	6	326	50	32
CAMBODIA	-	-	-	36	12	-
JAPAN	-	-	-	-	-	-
KOREA (SEOUL)	1	-	-	-	-	-
SINGAPORE	-	-	6	290	38	*
TAIWAN	533	-	-	-	-	-
THAILAND	-	-	-	-	-	32
NEAR EAST AND SOUTH ASIA	16,756,035	199,427	106,827	83,078	376,008	152,918
AFGHANISTAN	-	-	-	-	-	-
BAHRAIN	20,203	265	168	264	141	25
EGYPT	574,950	82,980	57,012	45,569	27,303	61,946
IRAN	594	-	-	-	-	-
ISRAEL	2,581	-	-	-	-	-
JORDAN	985	-	-	-	-	-
KUWAIT	136,015	8,220	585	488	15	2,435
LIBYA	1,344	-	-	-	-	-
MOROCCO	-	*	11	3	49	63
OMAN	1,511	-	-	-	-	-
SAUDI ARABIA	16,017,849	107,961	49,051	36,754	348,499	88,449
YEMEN	2	-	-	-	-	-
EUROPE	78,000	4,282	27,244	6,830	584	29,845
FRANCE	29	-	-	-	-	-
GERMANY	8,937	4,262	27,244	422	584	28,235
GREECE	9	-	-	-	-	-
KAZAKHSTAN	-	-	-	-	-	-
UNITED KINGDOM	69,024	20	-	6,408	*	1,609
AFRICA	32,342	511	2,465	1,491	826	1,051
BOTSWANA	16	5	4	57	90	10
BURUNDI	2	-	*	-	3	-
CAMEROON	82	80	62	70	315	56
CAPE VERDE	13	3	33	2	113	40
CENTRAL AFRICAN REP	166	9	1	*	*	1
CHAD	-	*	20	6	13	2
DJIBOUTI	467	7	95	160	7	2
EQUATORIAL GUINEA	19	-	-	-	-	-
ERITREA	-	-	-	361	31	410
ETHIOPIA	-	-	-	172	15	3
GABON	164	-	-	-	-	-
GAMBIA	77	-	-	-	-	-
GHANA	390	162	5	105	13	186
GUINEA	110	-	-	-	-	-

TOTALS MAY NOT ADD DUE TO ROUNDING

\* LESS THAN \$500

## FOREIGN MILITARY CONSTRUCTION SALES DELIVERIES

(DOLLARS IN THOUSANDS)

<u>FY 2000</u>	<u>FY 2001</u>	<u>FY 2002</u>	<u>FY 2003</u>	<u>FY 2004</u>	<u>FY 1950</u> <u>FY 2004</u>	
183,219	244,208	215,610	245,278	281,025	19,159,910	WORLDWIDE
18	1	286	-	-	1,254	EAST ASIA AND PACIFIC
-	-	-	-	-	48	CAMBODIA
-	-	286	-	-	286	JAPAN
-	-	-	-	-	1	KOREA (SEOUL)
1	1	-	-	-	336	SINGAPORE
-	-	-	-	-	533	TAIWAN
18	*	-	-	-	50	THAILAND
174,825	179,695	210,700	236,452	263,332	18,739,297	NEAR EAST AND SOUTH ASIA
-	-	-	20,072	113,403	133,475	AFGHANISTAN
6	43	*	-	-	21,116	BAHRAIN
93,341	48,942	43,371	95,909	69,707	1,201,030	EGYPT
-	-	-	-	-	594	IRAN
315	9,939	76,140	63,815	60,176	212,967	ISRAEL
-	-	-	-	-	985	JORDAN
352	64	*	7	-	148,181	KUWAIT
-	-	-	-	-	1,344	LIBYA
2,985	5,991	332	-	-	9,434	MOROCCO
-	-	-	-	-	1,511	OMAN
77,825	114,715	90,857	56,649	20,047	17,008,657	SAUDI ARABIA
-	-	-	-	-	2	YEMEN
5,298	60,143	820	4,209	3,356	220,609	EUROPE
-	-	-	-	-	29	FRANCE
5,298	60,143	769	152	1,957	138,002	GERMANY
-	-	-	-	-	9	GREECE
-	-	51	1,957	1,369	3,377	KAZAKHSTAN
-	-	-	2,099	29	79,191	UNITED KINGDOM
854	602	1,437	324	341	42,246	AFRICA
14	-	-	-	-	194	BOTSWANA
-	-	-	-	-	5	BURUNDI
33	20	79	7	3	806	CAMEROON
8	16	1	35	76	342	CAPE VERDE
30	30	2	4	-	243	CENTRAL AFRICAN REP
60	208	123	15	8	454	CHAD
3	-	55	-	-	796	DJIBOUTI
-	-	-	-	-	19	EQUATORIAL GUINEA
458	-	-	-	19	1,278	ERITREA
-	-	-	-	-	189	ETHIOPIA
-	-	-	-	-	164	GABON
-	-	-	-	-	77	GAMBIA
152	41	104	89	6	1,252	GHANA
-	-	-	-	-	110	GUINEA

TOTALS MAY NOT ADD DUE TO ROUNDING

\* LESS THAN \$500

## FOREIGN MILITARY CONSTRUCTION SALES DELIVERIES (CONTINUED)

(DOLLARS IN THOUSANDS)

	FY 1950 FY 1994	FY 1995	FY 1996	FY 1997	FY 1998	FY 1999
<u>AFRICA (CONTINUED)</u>						
IVORY COAST	649	2	41	24	106	12
KENYA	59	-	3	390	2	3
LESOTHO	28	3	39	67	20	2
LIBERIA	7,300	-	-	-	-	-
MADAGASCAR	177	-	-	-	-	-
MALAWI	236	39	*	*	*	203
MALI	108	4	*	*	-	1
MAURITANIA	326	-	-	-	-	-
MOZAMBIQUE	-	-	-	-	-	-
NIGER	1,978	135	1,997	-	-	-
NIGERIA	-	-	-	-	-	-
RWANDA	105	-	-	-	2	-
SENEGAL	2,463	13	123	50	92	115
SEYCHELLES	-	13	*	15	4	-
SIERRA LEONE	571	37	-	-	-	-
SOMALIA	350	-	-	-	-	-
SUDAN	16,484	-	-	-	-	-
TOGO	2	-	-	-	-	-
UGANDA	-	*	42	11	*	6
<u>WESTERN HEMISPHERE</u>	<u>95,767</u>	<u>13,992</u>	<u>6,259</u>	<u>5,963</u>	<u>4,148</u>	<u>3,668</u>
ANTIGUA & BARBUDA	-	-	20	-	-	38
ARGENTINA	-	-	-	-	-	-
BARBADOS	326	13	45	44	238	-
BOLIVIA - INTL NARC	7,077	2,100	1,334	777	521	60
CANADA	519	-	-	-	-	-
COLOMBIA	244	1,644	61	107	547	408
COLOMBIA - INTL NARC	4,409	2,515	565	1,640	585	157
COSTA RICA	752	-	-	-	-	-
ECUADOR	-	-	-	-	-	-
ECUADOR - INTL NARC	-	67	14	896	68	15
EL SALVADOR	50,451	2,115	2,284	1,126	1,431	1,660
GUATEMALA	2,021	-	-	-	-	-
HAITI	-	-	-	-	-	-
HONDURAS	22,679	5,537	1,936	1,374	759	1,330
MEXICO	7,203	-	-	-	-	-
PANAMA	-	-	-	-	-	-
ST VINCENT + GREN.	85	-	-	-	-	-
<u>INTERNATL. ORG. AND VARIOUS</u>	<u>-</u>	<u>-</u>	<u>-</u>	<u>-</u>	<u>*</u>	<u>59</u>

TOTALS MAY NOT ADD DUE TO ROUNDING

\* LESS THAN \$500

FOREIGN MILITARY CONSTRUCTION SALES DELIVERIES (CONTINUED)

(DOLLARS IN THOUSANDS)

<u>FY 2000</u>	<u>FY 2001</u>	<u>FY 2002</u>	<u>FY 2003</u>	<u>FY 2004</u>	<u>FY 1950</u> <u>FY 2004</u>	
						<u>AFRICA (CONTINUED)</u>
11	-	-	-	-	845	IVORY COAST
52	32	*	-	62	603	KENYA
3	7	18	-	-	187	LESOTHO
-	-	-	-	-	7,300	LIBERIA
-	-	-	-	-	177	MADAGASCAR
17	-	-	-	-	496	MALAWI
1	1	-	-	-	115	MALI
-	-	-	-	-	326	MAURITANIA
-	2	110	38	23	173	MOZAMBIQUE
-	20	324	4	15	4,472	NIGER
-	-	-	52	44	96	NIGERIA
-	*	574	20	8	710	RWANDA
6	64	47	61	79	3,113	SENEGAL
3	-	-	-	-	35	SEYCHELLES
-	-	-	-	-	608	SIERRA LEONE
-	-	-	-	-	350	SOMALIA
-	-	-	-	-	16,484	SUDAN
-	-	-	-	-	2	TOGO
4	160	-	-	-	225	UGANDA
<hr/> 2,224	<hr/> 3,767	<hr/> 2,367	<hr/> 4,293	<hr/> 13,996	<hr/> 156,444	<u>WESTERN HEMISPHERE</u>
23	163	-	-	-	244	ANTIGUA & BARBUDA
4	67	34	346	-	452	ARGENTINA
-	-	-	-	-	665	BARBADOS
224	146	1	48	133	12,420	BOLIVIA - INTL NARC
-	-	-	-	-	519	CANADA
110	*	*	-	-	3,122	COLOMBIA
991	2,550	2,184	368	69	16,033	COLOMBIA - INTL NARC
-	-	-	-	-	752	COSTA RICA
-	-	120	3,383	13,732	17,236	ECUADOR
-	-	10	-	-	1,070	ECUADOR - INTL NARC
523	316	-	59	-	59,965	EL SALVADOR
-	-	-	-	-	2,021	GUATEMALA
40	294	-	-	-	333	HAITI
310	198	-	89	62	34,273	HONDURAS
-	-	-	-	-	7,203	MEXICO
-	32	17	-	-	50	PANAMA
-	-	-	-	-	85	ST VINCENT + GREN.
*	-	-	-	-	59	<u>INTERNATL. ORG. AND VARIOUS</u>

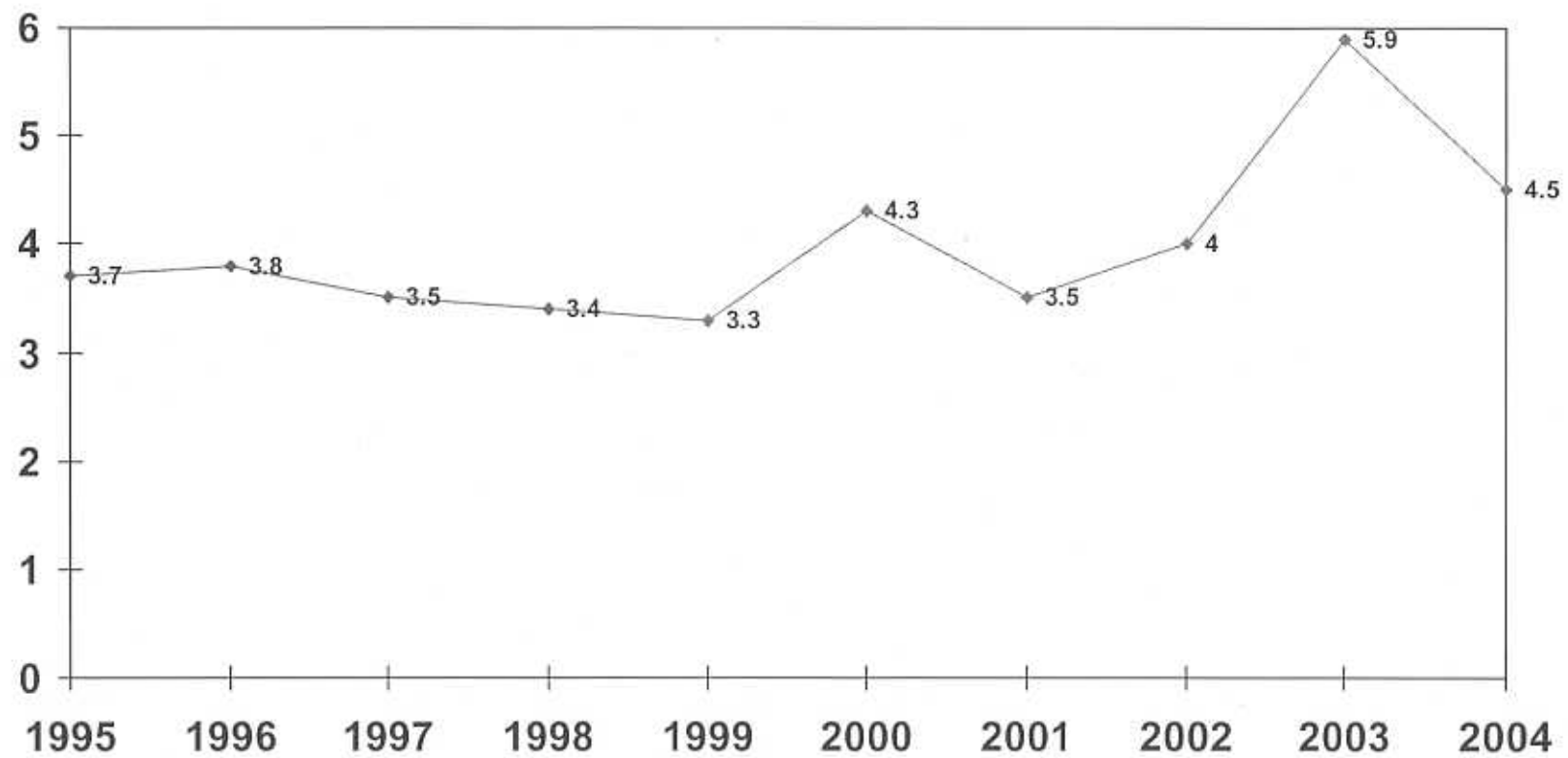
TOTALS MAY NOT ADD DUE TO ROUNDING

\* LESS THAN \$500



**PAGE INTENTIONALLY LEFT BLANK**

## FOREIGN MILITARY FINANCING PROGRAM (Dollars in Billions)



FOREIGN MILITARY FINANCING PROGRAM

(DOLLARS IN THOUSANDS)

	<u>FY 1950</u> <u>FY 1994</u>	<u>FY 1995</u>	<u>FY 1996</u>	<u>FY 1997</u>	<u>FY 1998</u>	<u>FY 1999</u>
WORLDWIDE	83,512,768	3,712,246	3,836,343	3,530,286	3,419,707	3,370,240
PAYMENT WAIVED	42,942,267	3,154,561	3,292,343	3,232,786	3,319,707	3,370,240
DOD DIRECT	12,762,001	557,685	544,000	297,500	100,000	-
DOD GUARANTY	27,808,500	-	-	-	-	-
EAST ASIA AND PACIFIC	5,000,454	1,300	2,500	1,000	-	1,500
PAYMENT WAIVED	369,705	1,300	2,500	1,000	-	1,500
DOD DIRECT	1,123,949	-	-	-	-	-
DOD GUARANTY	3,506,800	-	-	-	-	-
AUSTRALIA	115,586	-	-	-	-	-
DOD DIRECT	115,586	-	-	-	-	-
CAMBODIA	750	1,300	2,000	1,000	-	-
PAYMENT WAIVED	750	1,300	2,000	1,000	-	-
EAST TIMOR	-	-	-	-	-	-
PAYMENT WAIVED	-	-	-	-	-	-
FIJI	-	-	-	-	-	500
PAYMENT WAIVED	-	-	-	-	-	500
INDONESIA	377,340	-	-	-	-	-
DOD DIRECT	84,140	-	-	-	-	-
DOD GUARANTY	293,200	-	-	-	-	-
JAPAN	34,772	-	-	-	-	-
DOD DIRECT	34,772	-	-	-	-	-
KOREA (SEOUL)	2,348,573	-	-	-	-	-
DOD DIRECT	454,390	-	-	-	-	-
DOD GUARANTY	1,894,183	-	-	-	-	-
LAOS	-	-	500	-	-	-
PAYMENT WAIVED	-	-	500	-	-	-
MALAYSIA	176,910	-	-	-	-	-
PAYMENT WAIVED	-	-	-	-	-	-
DOD DIRECT	38,071 A/	-	-	-	-	-
DOD GUARANTY	138,838	-	-	-	-	-
MONGOLIA	-	-	-	-	-	-
PAYMENT WAIVED	-	-	-	-	-	-

TOTALS MAY NOT ADD DUE TO ROUNDING

\* LESS THAN \$500

## FOREIGN MILITARY FINANCING PROGRAM

(DOLLARS IN THOUSANDS)

<u>FY 2000</u>	<u>FY 2001</u>	<u>FY 2002</u>	<u>FY 2003</u>	<u>FY 2004</u>	<u>FY 1950</u> <u>FY 2004</u>	
4,332,802	3,535,429	4,031,500	5,955,370	4,583,922	123,820,613	WORLDWIDE
4,332,802	3,535,429	4,031,500	5,955,370	4,583,922	81,750,927	PAYMENT WAIVED
-	-	-	-	-	14,261,186	DOD DIRECT
-	-	-	-	-	27,808,500	DOD GUARANTY
2,137	7,416	48,800	55,190	24,676	5,144,973	EAST ASIA AND PACIFIC
2,137	7,416	48,800	55,190	24,676	514,224	PAYMENT WAIVED
-	-	-	-	-	1,123,949	DOD DIRECT
-	-	-	-	-	3,506,800	DOD GUARANTY
-	-	-	-	-	115,586	AUSTRALIA
-	-	-	-	-	115,586	DOD DIRECT
-	-	-	-	-	5,050	CAMBODIA
-	-	-	-	-	5,050	PAYMENT WAIVED
-	-	-	1,990	2,420	4,410	EAST TIMOR
-	-	-	1,990	2,420	4,410	PAYMENT WAIVED
350	-	-	-	-	850	FIJI
350	-	-	-	-	850	PAYMENT WAIVED
-	-	-	-	-	377,340	INDONESIA
-	-	-	-	-	84,140	DOD DIRECT
-	-	-	-	-	293,200	DOD GUARANTY
-	-	-	-	-	34,772	JAPAN
-	-	-	-	-	34,772	DOD DIRECT
-	-	-	-	-	2,348,573	KOREA (SEOUL)
-	-	-	-	-	454,390	DOD DIRECT
-	-	-	-	-	1,894,183	DOD GUARANTY
-	-	-	-	-	500	LAOS
-	-	-	-	-	500	PAYMENT WAIVED
-	348	-	-	-	177,258	MALAYSIA
-	348	-	-	-	348	PAYMENT WAIVED
-	-	-	-	-	38,071	DOD DIRECT
-	-	-	-	-	138,838	DOD GUARANTY
350	2,332	2,000	1,340	995	7,017	MONGOLIA
350	2,332	2,000	1,340	995	7,017	PAYMENT WAIVED

TOTALS MAY NOT ADD DUE TO ROUNDING

\* LESS THAN \$500

## FOREIGN MILITARY FINANCING PROGRAM (CONTINUED)

(DOLLARS IN THOUSANDS)

	FY 1950 FY 1994	FY 1995	FY 1996	FY 1997 C/	FY 1998	FY 1999
<u>EAST ASIA AND PACIFIC (CONTINUED)</u>						
NEW ZEALAND	1,492	-	-	-	-	-
DOD DIRECT	1,492	-	-	-	-	-
REP OF PHILIPPINES	710,038	-	-	-	-	1,000
PAYMENT WAIVED	365,938 A/	-	-	-	-	1,000
DOD DIRECT	8,600 B/	-	-	-	-	-
DOD GUARANTY	335,500	-	-	-	-	-
SINGAPORE	17,221	-	-	-	-	-
DOD GUARANTY	17,221	-	-	-	-	-
TAIWAN	547,726	-	-	-	-	-
DOD DIRECT	187,866	-	-	-	-	-
DOD GUARANTY	359,860	-	-	-	-	-
THAILAND	670,047	-	-	-	-	-
PAYMENT WAIVED	3,017	-	-	-	-	-
DOD DIRECT	199,031	-	-	-	-	-
DOD GUARANTY	467,999	-	-	-	-	-
TONGA	-	-	-	-	-	-
PAYMENT WAIVED	-	-	-	-	-	-
UNTAET	-	-	-	-	-	-
PAYMENT WAIVED	-	-	-	-	-	-
<u>NEAR EAST AND SOUTH ASIA</u>	<u>59,937,891</u>	<u>3,107,300</u>	<u>3,200,300</u>	<u>3,130,045</u>	<u>3,152,050</u>	<u>3,263,200</u>
PAYMENT WAIVED	39,372,818	3,107,300	3,200,300	3,130,045	3,152,050	3,263,200
DOD DIRECT	3,585,294	-	-	-	-	-
DOD GUARANTY	16,979,779	-	-	-	-	-
AFGHANISTAN	-	-	-	-	-	-
PAYMENT WAIVED	-	-	-	-	-	-
BAHRAIN	1,500	-	-	-	-	-
PAYMENT WAIVED	1,500	-	-	-	-	-
BANGLADESH	-	-	-	-	1,250	800
PAYMENT WAIVED	-	-	-	-	1,250	800
EGYPT E/	18,453,510	1,300,000	1,300,000	1,300,000	1,300,000	1,300,000
PAYMENT WAIVED	13,903,510	1,300,000	1,300,000	1,300,000	1,300,000	1,300,000
DOD GUARANTY	4,550,000	-	-	-	-	-

TOTALS MAY NOT ADD DUE TO ROUNDING

\* LESS THAN \$500

## FOREIGN MILITARY FINANCING PROGRAM (CONTINUED)

(DOLLARS IN THOUSANDS)

<u>FY 2000</u>	<u>FY 2001</u>	<u>FY 2002</u>	<u>FY 2003</u>	<u>FY 2004</u>	<u>FY 1950</u> <u>FY 2004</u>
-	-	-	-	-	1,492
-	-	-	-	-	1,492
1,437	2,342	44,000	49,870	19,880	828,567
1,437	2,342	44,000	49,870	19,880	484,467
-	-	-	-	-	8,600
-	-	-	-	-	335,500
-	-	-	-	-	17,221
-	-	-	-	-	17,221
-	-	-	-	-	547,726
-	-	-	-	-	187,866
-	-	-	-	-	359,860
-	598	1,800	1,990	881	675,316
-	598	1,800	1,990	881	8,286
-	-	-	-	-	199,031
-	-	-	-	-	467,999
-	-	-	-	500	500
-	-	-	-	500	500
-	1,796	1,000	-	-	2,796
-	1,796	1,000	-	-	2,796
4,249,415	3,354,204	3,661,200	5,583,550	4,224,187	96,863,342
4,249,415	3,354,204	3,661,200	5,583,550	4,224,187	76,298,269
-	-	-	-	-	3,585,294
-	-	-	-	-	16,979,779
-	-	50,000	191,000	414,077	655,077
-	-	50,000	191,000	414,077	655,077
-	-	28,500	90,000	24,682	144,682
-	-	28,500	90,000	24,682	144,682
-	-	-	-	500	2,550
-	-	-	-	500	2,550
1,300,000	1,297,140	1,300,000	1,291,550	1,292,330	31,434,530
1,300,000	1,297,140	1,300,000	1,291,550	1,292,330	26,884,530
-	-	-	-	-	4,550,000

EAST ASIA AND PACIFIC (CONTINUED)

NEW ZEALAND  
DOD DIRECT

REP OF PHILIPPINES  
PAYMENT WAIVED  
DOD DIRECT  
DOD GUARANTY

SINGAPORE  
DOD GUARANTY

TAIWAN  
DOD DIRECT  
DOD GUARANTY

THAILAND  
PAYMENT WAIVED  
DOD DIRECT  
DOD GUARANTY

TONGA  
PAYMENT WAIVED

UNTAET  
PAYMENT WAIVED

NEAR EAST AND SOUTH ASIA  
PAYMENT WAIVED  
DOD DIRECT  
DOD GUARANTY

AFGHANISTAN  
PAYMENT WAIVED

BAHRAIN  
PAYMENT WAIVED

BANGLADESH  
PAYMENT WAIVED

EGYPT E/  
PAYMENT WAIVED  
DOD GUARANTY

TOTALS MAY NOT ADD DUE TO ROUNDING

\* LESS THAN \$500

FOREIGN MILITARY FINANCING PROGRAM (CONTINUED)

(DOLLARS IN THOUSANDS)

	FY 1950 FY 1994	FY 1995	FY 1996	FY 1997	FY 1998	FY 1999
NEAR EAST AND SOUTH ASIA (CONTINUED)						
INDIA	27,310	-	-	-	-	-
PAYMENT WAIVED	-	-	-	-	-	-
DOD DIRECT	27,310	-	-	-	-	-
IRAN	496,407	-	-	-	-	-
DOD DIRECT	175,705	-	-	-	-	-
DOD GUARANTY	320,701	-	-	-	-	-
ISRAEL E/F/	35,819,104	1,800,000	1,800,000	1,800,000	1,800,000	1,860,000
PAYMENT WAIVED	24,614,860	1,800,000	1,800,000	1,800,000	1,800,000	1,860,000
DOD DIRECT	1,667,103	-	-	-	-	-
DOD GUARANTY	9,537,142	-	-	-	-	-
JORDAN	1,013,479	7,300	100,300	30,045	50,000	95,900
PAYMENT WAIVED	135,794	7,300	100,300	30,045	50,000	95,900
DOD DIRECT	227,048	-	-	-	-	-
DOD GUARANTY	650,637	-	-	-	-	-
LEBANON	243,668	-	-	-	-	-
DOD DIRECT	9,168	-	-	-	-	-
DOD GUARANTY	234,500	-	-	-	-	-
MOROCCO	665,952	-	-	-	-	4,000
PAYMENT WAIVED	196,415	-	-	-	-	4,000
DOD DIRECT	101,787	-	-	-	-	-
DOD GUARANTY	367,750	-	-	-	-	-
NEPAL	-	-	-	-	800	500
PAYMENT WAIVED	-	-	-	-	800	500
OMAN	203,640	-	-	-	-	-
PAYMENT WAIVED	4,500	-	-	-	-	-
DOD DIRECT	49,140	-	-	-	-	-
DOD GUARANTY	150,000	-	-	-	-	-
PAKISTAN	2,190,526	-	-	-	-	-
PAYMENT WAIVED	444,369	-	-	-	-	-
DOD DIRECT	1,184,311	-	-	-	-	-
DOD GUARANTY	561,847	-	-	-	-	-
SAUDI ARABIA	254,167	-	-	-	-	-
DOD DIRECT	65,222	-	-	-	-	-
DOD GUARANTY	188,945	-	-	-	-	-

TOTALS MAY NOT ADD DUE TO ROUNDING

\* LESS THAN \$500

## FOREIGN MILITARY FINANCING PROGRAM (CONTINUED)

(DOLLARS IN THOUSANDS)

<u>FY 2000</u>	<u>FY 2001</u>	<u>FY 2002</u>	<u>FY 2003</u>	<u>FY 2004</u>	<u>FY 1950</u> <u>FY 2004</u>
-	-	800	-	-	28,110
-	-	800	-	-	800
-	-	-	-	-	27,310
-	-	-	-	-	496,407
-	-	-	-	-	175,705
-	-	-	-	-	320,701
2,820,000	1,975,644	2,040,000	3,086,350	2,147,256	56,948,354
2,820,000	1,975,644	2,040,000	3,086,350	2,147,256	45,744,110
-	-	-	-	-	1,667,103
-	-	-	-	-	9,537,142
124,915	74,835	100,000	604,000	204,785	2,405,559
124,915	74,835	100,000	604,000	204,785	1,527,874
-	-	-	-	-	227,048
-	-	-	-	-	650,637
-	-	-	-	-	243,668
-	-	-	-	-	9,168
-	-	-	-	-	234,500
1,500	2,495	3,500	5,200	9,940	692,587
1,500	2,495	3,500	5,200	9,940	223,050
-	-	-	-	-	101,787
-	-	-	-	-	367,750
-	597	14,000	3,150	3,975	23,022
-	597	14,000	3,150	3,975	23,022
-	-	25,000	81,000	24,850	334,490
-	-	25,000	81,000	24,850	135,350
-	-	-	-	-	49,140
-	-	-	-	-	150,000
-	-	75,000	224,500	74,560	2,564,586
-	-	75,000	224,500	74,560	818,429
-	-	-	-	-	1,184,311
-	-	-	-	-	561,847
-	-	-	-	-	254,167
-	-	-	-	-	65,222
-	-	-	-	-	188,945

## NEAR EAST AND SOUTH ASIA (CONTINUED)

INDIA
PAYMENT WAIVED
DOD DIRECT
IRAN
DOD DIRECT
DOD GUARANTY
ISRAEL E/F/
PAYMENT WAIVED
DOD DIRECT
DOD GUARANTY
JORDAN
PAYMENT WAIVED
DOD DIRECT
DOD GUARANTY
LEBANON
DOD DIRECT
DOD GUARANTY
MOROCCO
PAYMENT WAIVED
DOD DIRECT
DOD GUARANTY
NEPAL
PAYMENT WAIVED
OMAN
PAYMENT WAIVED
DOD DIRECT
DOD GUARANTY
PAKISTAN
PAYMENT WAIVED
DOD DIRECT
DOD GUARANTY
SAUDI ARABIA
DOD DIRECT
DOD GUARANTY

TOTALS MAY NOT ADD DUE TO ROUNDING

\* LESS THAN \$500



## FOREIGN MILITARY FINANCING PROGRAM (CONTINUED)

(DOLLARS IN THOUSANDS)

	FY 1950 FY 1994	FY 1995	FY 1996	FY 1997	FY 1998	FY 1999
<u>NEAR EAST AND SOUTH ASIA (CONTINUED)</u>						
SRI LANKA	2,308	-	-	-	-	-
PAYMENT WAIVED	-	-	-	-	-	-
DOD DIRECT	308	-	-	-	-	-
DOD GUARANTY	2,000	-	-	-	-	-
TUNISIA	554,063	-	-	-	-	2,000
PAYMENT WAIVED	71,871	-	-	-	-	2,000
DOD DIRECT	78,192 A/	-	-	-	-	-
DOD GUARANTY	404,000	-	-	-	-	-
YEMEN	12,257	-	-	-	-	-
PAYMENT WAIVED	-	-	-	-	-	-
DOD GUARANTY	12,257	-	-	-	-	-
EUROPE	15,854,050	560,803	597,850	364,809	244,957	90,700
PAYMENT WAIVED	2,358,726	3,118	53,850	67,309	144,957	90,700
DOD DIRECT	7,416,324	557,685	544,000	297,500	100,000	-
DOD GUARANTY	6,079,000	-	-	-	-	-
ALBANIA	-	-	2,525	100	1,700	4,000
PAYMENT WAIVED	-	-	2,525	100	1,700	4,000
ARMENIA	-	-	-	-	-	-
PAYMENT WAIVED	-	-	-	-	-	-
AUSTRIA	15,713	-	-	-	-	-
DOD DIRECT	15,713	-	-	-	-	-
AZERBAIJAN	-	-	-	-	-	-
PAYMENT WAIVED	-	-	-	-	-	-
BELGIUM	7,793	-	-	-	-	-
DOD DIRECT	7,793	-	-	-	-	-
BOSNIA-HERZEGOVINA	-	-	-	-	-	4,000
PAYMENT WAIVED	-	-	-	-	-	4,000
BULGARIA	-	-	4,275	3,000	4,200	9,400
PAYMENT WAIVED	-	-	4,275	3,000	4,200	9,400
CROATIA	-	-	-	-	-	-
PAYMENT WAIVED	-	-	-	-	-	-

TOTALS MAY NOT ADD DUE TO ROUNDING

\* LESS THAN \$500

FOREIGN MILITARY FINANCING PROGRAM (CONTINUED)

(DOLLARS IN THOUSANDS)

<u>FY 2000</u>	<u>FY 2001</u>	<u>FY 2002</u>	<u>FY 2003</u>	<u>FY 2004</u>	<u>FY 1950</u> <u>FY 2004</u>
-	-	-	-	2,495	4,803
-	-	-	-	2,495	2,495
-	-	-	-	-	308
-	-	-	-	-	2,000
3,000	3,493	4,400	4,900	9,827	581,683
3,000	3,493	4,400	4,900	9,827	99,491
-	-	-	-	-	78,192
-	-	-	-	-	404,000
-	-	20,000	1,900	14,910	49,067
-	-	20,000	1,900	14,910	36,810
-	-	-	-	-	12,257
67,000	148,330	275,000	253,640	191,998	18,649,138
67,000	148,330	275,000	253,640	191,998	3,654,628
-	-	-	-	-	8,915,509
-	-	-	-	-	6,079,000
1,600	8,631	4,000	7,900	5,000	35,456
1,600	8,631	4,000	7,900	5,000	35,456
-	-	4,000	5,000	2,485	11,485
-	-	4,000	5,000	2,485	11,485
-	-	-	-	-	15,713
-	-	-	-	-	15,713
-	-	4,000	5,000	2,485	11,485
-	-	4,000	5,000	2,485	11,485
-	-	-	-	-	7,793
-	-	-	-	-	7,793
-	5,986	2,250	2,400	18,400	33,036
-	5,986	2,250	2,400	18,400	33,036
5,000	13,470	8,500	19,000	8,450	75,295
5,000	13,470	8,500	19,000	8,450	75,295
4,000	3,991	5,000	5,500	-	18,491
4,000	3,991	5,000	5,500	-	18,491

NEAR EAST AND SOUTH ASIA (CONTINUED)

SRI LANKA  
PAYMENT WAIVED  
DOD DIRECT  
DOD GUARANTY

TUNISIA  
PAYMENT WAIVED  
DOD DIRECT  
DOD GUARANTY

YEMEN  
PAYMENT WAIVED  
DOD GUARANTY

EUROPE  
PAYMENT WAIVED  
DOD DIRECT  
DOD GUARANTY

ALBANIA  
PAYMENT WAIVED

ARMENIA  
PAYMENT WAIVED

AUSTRIA  
DOD DIRECT

AZERBAIJAN  
PAYMENT WAIVED

BELGIUM  
DOD DIRECT

BOSNIA-HERZEGOVINA  
PAYMENT WAIVED

BULGARIA  
PAYMENT WAIVED

CROATIA  
PAYMENT WAIVED

TOTALS MAY NOT ADD DUE TO ROUNDING

\* LESS THAN \$500

## FOREIGN MILITARY FINANCING PROGRAM (CONTINUED)

(DOLLARS IN THOUSANDS)

	<u>FY 1950</u> <u>FY 1994</u>	<u>FY 1995</u>	<u>FY 1996</u>	<u>FY 1997</u>	<u>FY 1998</u>	<u>FY 1999</u>
<u>EUROPE (CONTINUED)</u>						
CZECH REPUBLIC	-	-	8,900	9,087	16,250	7,100
PAYMENT WAIVED	-	-	8,900	9,087	16,250	7,100
ESTONIA	-	706	1,500	1,500	8,300	4,700
PAYMENT WAIVED	-	706	1,500	1,500	8,300	4,700
FRANCE	80,392	-	-	-	-	-
DOD DIRECT	80,392	-	-	-	-	-
GEORGIA	-	-	-	700	5,350	7,950
PAYMENT WAIVED	-	-	-	700	5,350	7,950
GREECE	5,787,745	229,635	224,000	122,500	-	-
PAYMENT WAIVED	89,871	-	-	-	-	-
DOD DIRECT	3,622,274	229,635	224,000	122,500	-	-
DOD GUARANTY	2,075,600	-	-	-	-	-
HUNGARY	250	-	3,200	10,087	16,600	7,100
PAYMENT WAIVED	250	-	3,200	10,087	16,600	7,100
ITALY	292	-	-	-	-	-
DOD DIRECT	292	-	-	-	-	-
KAZAKHSTAN	-	-	-	1,500	2,250	1,800
PAYMENT WAIVED	-	-	-	1,500	2,250	1,800
KYRGYZSTAN	-	-	-	800	1,350	1,550
PAYMENT WAIVED	-	-	-	800	1,350	1,550
LATVIA	-	706	1,500	1,500	6,950	4,700
PAYMENT WAIVED	-	706	1,500	1,500	6,950	4,700
LITHUANIA	-	706	1,500	1,500	6,950	4,700
PAYMENT WAIVED	-	706	1,500	1,500	6,950	4,700
MACEDONIA (FYROM)	-	-	750	1,648	19,257	6,000
PAYMENT WAIVED	-	-	750	1,648	19,257	6,000
MALTA	-	-	-	-	-	300
PAYMENT WAIVED	-	-	-	-	-	300
MOLDOVA	-	-	-	800	3,450	1,250
PAYMENT WAIVED	-	-	-	800	3,450	1,250

TOTALS MAY NOT ADD DUE TO ROUNDING

\* LESS THAN \$500

## FOREIGN MILITARY FINANCING PROGRAM (CONTINUED)

(DOLLARS IN THOUSANDS)

<u>FY 2000</u>	<u>FY 2001</u>	<u>FY 2002</u>	<u>FY 2003</u>	<u>FY 2004</u>	<u>FY 1950</u> <u>FY 2004</u>	
						EUROPE (CONTINUED)
6,000	8,981	10,000	25,900	7,869	100,087	CZECH REPUBLIC
6,000	8,981	10,000	25,900	7,869	100,087	PAYMENT WAIVED
4,000	6,186	6,250	9,250	5,979	48,371	ESTONIA
4,000	6,186	6,250	9,250	5,979	48,371	PAYMENT WAIVED
-	-	-	-	-	80,392	FRANCE
-	-	-	-	-	80,392	DOD DIRECT
3,000	4,490	55,500	6,900	12,000	95,890	GEORGIA
3,000	4,490	55,500	6,900	12,000	95,890	PAYMENT WAIVED
-	-	-	-	-	6,363,880	GREECE
-	-	-	-	-	89,871	PAYMENT WAIVED
-	-	-	-	-	4,198,409	DOD DIRECT
-	-	-	-	-	2,075,600	DOD GUARANTY
6,000	8,981	10,000	18,900	6,938	88,056	HUNGARY
6,000	8,981	10,000	18,900	6,938	88,056	PAYMENT WAIVED
-	-	-	-	-	292	ITALY
-	-	-	-	-	292	DOD DIRECT
1,500	1,896	4,750	2,900	2,980	19,576	KAZAKHSTAN
1,500	1,896	4,750	2,900	2,980	19,576	PAYMENT WAIVED
1,000	1,846	11,000	3,900	4,075	25,521	KYRGYZSTAN
1,000	1,846	11,000	3,900	4,075	25,521	PAYMENT WAIVED
4,000	5,188	6,250	9,250	6,986	47,030	LATVIA
4,000	5,188	6,250	9,250	6,986	47,030	PAYMENT WAIVED
4,600	6,486	6,593	10,500	6,389	49,924	LITHUANIA
4,600	6,486	6,593	10,500	6,389	49,924	PAYMENT WAIVED
-	13,619	10,500	11,900	7,950	71,624	MACEDONIA (FYROM)
-	13,619	10,500	11,900	7,950	71,624	PAYMENT WAIVED
450	2,993	-	5,000	-	8,743	MALTA
450	2,993	-	5,000	-	8,743	PAYMENT WAIVED
1,250	1,795	1,250	1,000	990	11,785	MOLDOVA
1,250	1,795	1,250	1,000	990	11,785	PAYMENT WAIVED

TOTALS MAY NOT ADD DUE TO ROUNDING

\* LESS THAN \$500

## FOREIGN MILITARY FINANCING PROGRAM (CONTINUED)

(DOLLARS IN THOUSANDS)

	FY 1950 FY 1994	FY 1995	FY 1996	FY 1997	FY 1998	FY 1999
<u>EUROPE (CONTINUED)</u>						
NETHERLANDS	2,200	-	-	-	-	-
DOD DIRECT	2,200	-	-	-	-	-
POLAND	-	1,000	16,475	12,587	124,700	6,600
PAYMENT WAIVED	-	1,000	16,475	12,587	24,700	6,600
DOD DIRECT	-	-	-	-	100,000	-
PORTUGAL	798,700	-	-	-	-	-
PAYMENT WAIVED	384,635	-	-	-	-	-
DOD DIRECT	271,565	-	-	-	-	-
DOD GUARANTY	142,500	-	-	-	-	-
ROMANIA	-	-	9,275	6,500	13,900	6,500
PAYMENT WAIVED	-	-	9,275	6,500	13,900	6,500
RUSSIA	-	-	-	2,250	2,250	-
PAYMENT WAIVED	-	-	-	2,250	2,250	-
SLOVAKIA	-	-	3,550	6,000	3,200	3,200
PAYMENT WAIVED	-	-	3,550	6,000	3,200	3,200
SLOVENIA	-	-	400	1,000	2,500	2,600
PAYMENT WAIVED	-	-	400	1,000	2,500	2,600
SPAIN	2,415,100	-	-	-	-	-
DOD DIRECT	890,100	-	-	-	-	-
DOD GUARANTY	1,525,000	-	-	-	-	-
TAJIKISTAN	-	-	-	-	-	-
PAYMENT WAIVED	-	-	-	-	-	-
TURKEY	6,745,865	328,050	320,000	175,000	-	-
PAYMENT WAIVED	1,883,970	-	-	-	-	-
DOD DIRECT	2,525,995 A/	328,050	320,000	175,000	-	-
DOD GUARANTY	2,335,900	-	-	-	-	-
TURKMENISTAN	-	-	-	500	450	600
PAYMENT WAIVED	-	-	-	500	450	600
UKRAINE	-	-	-	5,250	3,800	5,000
PAYMENT WAIVED	-	-	-	5,250	3,800	5,000

TOTALS MAY NOT ADD DUE TO ROUNDING

\* LESS THAN \$500

## FOREIGN MILITARY FINANCING PROGRAM (CONTINUED)

(DOLLARS IN THOUSANDS)

<u>FY 2000</u>	<u>FY 2001</u>	<u>FY 2002</u>	<u>FY 2003</u>	<u>FY 2004</u>	<u>FY 1950</u> <u>FY 2004</u>	
-	-	-	-	-	2,200	NETHERLANDS
-	-	-	-	-	2,200	DOD DIRECT
8,000	12,274	12,000	27,900	33,000	254,536	POLAND
8,000	12,274	12,000	27,900	33,000	154,536	PAYMENT WAIVED
-	-	-	-	-	100,000	DOD DIRECT
-	-	-	-	-	798,700	PORTUGAL
-	-	-	-	-	384,635	PAYMENT WAIVED
-	-	-	-	-	271,565	DOD DIRECT
-	-	-	-	-	142,500	DOD GUARANTY
6,200	16,962	9,000	24,900	8,950	102,187	ROMANIA
6,200	16,962	9,000	24,900	8,950	102,187	PAYMENT WAIVED
-	-	-	-	-	4,500	RUSSIA
-	-	-	-	-	4,500	PAYMENT WAIVED
2,800	11,135	8,250	14,500	6,603	59,238	SLOVAKIA
2,800	11,135	8,250	14,500	6,603	59,238	PAYMENT WAIVED
2,000	5,487	4,000	4,000	1,974	23,961	SLOVENIA
2,000	5,487	4,000	4,000	1,974	23,961	PAYMENT WAIVED
-	-	-	-	-	2,415,100	SPAIN
-	-	-	-	-	890,100	DOD DIRECT
-	-	-	-	-	1,525,000	DOD GUARANTY
-	-	3,700	-	1,995	5,695	TAJIKISTAN
-	-	3,700	-	1,995	5,695	PAYMENT WAIVED
-	-	48,000	17,350	35,000	7,669,265	TURKEY
-	-	48,000	17,350	35,000	1,984,320	PAYMENT WAIVED
-	-	-	-	-	3,349,045	DOD DIRECT
-	-	-	-	-	2,335,900	DOD GUARANTY
600	699	-	690	500	4,039	TURKMENISTAN
600	699	-	690	500	4,039	PAYMENT WAIVED
3,250	4,789	4,000	5,500	5,000	36,589	UKRAINE
3,250	4,789	4,000	5,500	5,000	36,589	PAYMENT WAIVED

TOTALS MAY NOT ADD DUE TO ROUNDING

\* LESS THAN \$500

## FOREIGN MILITARY FINANCING PROGRAM (CONTINUED)

(DOLLARS IN THOUSANDS)

	FY 1950 FY 1994	FY 1995	FY 1996	FY 1997	FY 1998	FY 1999
<u>EUROPE (CONTINUED)</u>						
UZBEKISTAN	-	-	-	1,000	1,550	1,650
PAYMENT WAIVED	-	-	-	1,000	1,550	1,650
<u>AFRICA</u>	<u>702,527</u>	<u>1,330</u>	<u>9,043</u>	<u>9,249</u>	<u>17,350</u>	<u>8,200</u>
PAYMENT WAIVED	117,115	1,330	9,043	9,249	17,350	8,200
DOD DIRECT	147,734	-	-	-	-	-
DOD GUARANTY	437,677	-	-	-	-	-
ANGOLA	-	-	2,000	-	-	-
PAYMENT WAIVED	-	-	2,000	-	-	-
BENIN	327	-	-	-	3,200	-
PAYMENT WAIVED	327	-	-	-	3,200	-
BOTSWANA	23,396	-	-	-	-	-
PAYMENT WAIVED	5,396	-	-	-	-	-
DOD DIRECT	5,000	-	-	-	-	-
DOD GUARANTY	13,000	-	-	-	-	-
BURUNDI	315	-	-	-	-	-
PAYMENT WAIVED	315	-	-	-	-	-
CAMEROON	27,428	-	-	-	-	-
PAYMENT WAIVED	1,028	-	-	-	-	-
DOD DIRECT	5,000	-	-	-	-	-
DOD GUARANTY	21,400	-	-	-	-	-
CAPE VERDE	2,085	-	-	-	-	-
PAYMENT WAIVED	2,085	-	-	-	-	-
CENTRAL AFRICAN REP	370	-	-	-	-	-
PAYMENT WAIVED	370	-	-	-	-	-
CHAD	4,646	-	-	-	-	-
PAYMENT WAIVED	4,646	-	-	-	-	-
COMOROS	85	-	-	-	-	-
PAYMENT WAIVED	85	-	-	-	-	-
CONGO (BRAZZAVILLE)	13	-	-	-	-	-
PAYMENT WAIVED	13	-	-	-	-	-

TOTALS MAY NOT ADD DUE TO ROUNDING

\* LESS THAN \$500

## FOREIGN MILITARY FINANCING PROGRAM (CONTINUED)

(DOLLARS IN THOUSANDS)

<u>FY 2000</u>	<u>FY 2001</u>	<u>FY 2002</u>	<u>FY 2003</u>	<u>FY 2004</u>	<u>FY 1950</u> <u>FY 2004</u>	
						EUROPE (CONTINUED)
1,750	2,445	36,207	8,600	-	53,202	UZBEKISTAN
1,750	2,445	36,207	8,600	-	53,202	PAYMENT WAIVED
10,250	18,697	34,300	28,550	22,947	862,443	AFRICA
10,250	18,697	34,300	28,550	22,947	277,031	PAYMENT WAIVED
-	-	-	-	-	147,734	DOD DIRECT
-	-	-	-	-	437,677	DOD GUARANTY
-	-	-	150	200	2,350	ANGOLA
-	-	-	150	200	2,350	PAYMENT WAIVED
-	-	-	-	-	3,527	BENIN
-	-	-	-	-	3,527	PAYMENT WAIVED
-	1,597	1,000	728	500	27,221	BOTSWANA
-	1,597	1,000	728	500	9,221	PAYMENT WAIVED
-	-	-	-	-	5,000	DOD DIRECT
-	-	-	-	-	13,000	DOD GUARANTY
-	-	-	-	-	315	BURUNDI
-	-	-	-	-	315	PAYMENT WAIVED
-	-	-	150	-	27,578	CAMEROON
-	-	-	150	-	1,178	PAYMENT WAIVED
-	-	-	-	-	5,000	DOD DIRECT
-	-	-	-	-	21,400	DOD GUARANTY
-	-	-	-	-	2,085	CAPE VERDE
-	-	-	-	-	2,085	PAYMENT WAIVED
-	-	-	-	-	370	CENTRAL AFRICAN REP
-	-	-	-	-	370	PAYMENT WAIVED
-	-	-	5	-	4,651	CHAD
-	-	-	5	-	4,651	PAYMENT WAIVED
-	-	-	-	-	85	COMOROS
-	-	-	-	-	85	PAYMENT WAIVED
-	-	-	-	-	13	CONGO (BRAZZAVILLE)
-	-	-	-	-	13	PAYMENT WAIVED

TOTALS MAY NOT ADD DUE TO ROUNDING

\* LESS THAN \$500



## FOREIGN MILITARY FINANCING PROGRAM (CONTINUED)

(DOLLARS IN THOUSANDS)

	FY 1950 FY 1994	FY 1995	FY 1996	FY 1997	FY 1998	FY 1999
<u>AFRICA (CONTINUED)</u>						
CONGO (KINSHASA)	134,536	-	-	-	-	-
PAYMENT WAIVED	2,986	-	-	-	-	-
DOD DIRECT	91,500	-	-	-	-	-
DOD GUARANTY	40,050	-	-	-	-	-
DJIBOUTI	3,581	-	-	-	-	-
PAYMENT WAIVED	3,581	-	-	-	-	-
EQUATORIAL GUINEA	319	-	-	-	-	-
PAYMENT WAIVED	319	-	-	-	-	-
ERITREA	200	460	2,613	1,750	1,000	-
PAYMENT WAIVED	200	460	2,613	1,750	1,000	-
ETHIOPIA	36,500	300	1,430	1,000	1,000	2,900
PAYMENT WAIVED	500	300	1,430	1,000	1,000	2,900
DOD DIRECT	36,000	-	-	-	-	-
GABON	15,557	-	-	-	-	-
PAYMENT WAIVED	357	-	-	-	-	-
DOD DIRECT	2,000	-	-	-	-	-
DOD GUARANTY	13,200	-	-	-	-	-
GAMBIA	1,950	-	-	-	-	-
PAYMENT WAIVED	1,950	-	-	-	-	-
GHANA	2,035	-	-	-	3,300	1,300
PAYMENT WAIVED	2,035	-	-	-	3,300	1,300
GUINEA	1,440	-	-	-	-	-
PAYMENT WAIVED	1,440	-	-	-	-	-
GUINEA-BISSAU	2,455	-	-	-	-	-
PAYMENT WAIVED	2,455	-	-	-	-	-
IVORY COAST	2,817	-	-	-	1,200	500
PAYMENT WAIVED	2,817	-	-	-	1,200	500
KENYA	158,379	-	-	-	-	-
PAYMENT WAIVED	379	-	-	-	-	-
DOD DIRECT	3,000	-	-	-	-	-
DOD GUARANTY	155,000	-	-	-	-	-

TOTALS MAY NOT ADD DUE TO ROUNDING

\* LESS THAN \$500

## FOREIGN MILITARY FINANCING PROGRAM (CONTINUED)

(DOLLARS IN THOUSANDS)

<u>FY 2000</u>	<u>FY 2001</u>	<u>FY 2002</u>	<u>FY 2003</u>	<u>FY 2004</u>	<u>FY 1950</u> <u>FY 2004</u>	
-	-	-	-	-	134,536	AFRICA (CONTINUED)
-	-	-	-	-	2,986	CONGO (KINSHASA)
-	-	-	-	-	91,500	PAYMENT WAIVED
-	-	-	-	-	40,050	DOD DIRECT
-	-	-	-	-		DOD GUARANTY
-	100	1,500	13,400	6,378	24,959	DJIBOUTI
-	100	1,500	13,400	6,378	24,959	PAYMENT WAIVED
-	-	-	-	-	319	EQUATORIAL GUINEA
-	-	-	-	-	319	PAYMENT WAIVED
-	-	-	200	240	6,463	ERITREA
-	-	-	200	240	6,463	PAYMENT WAIVED
-	-	2,800	4,285	2,480	52,695	ETHIOPIA
-	-	2,800	4,285	2,480	16,695	PAYMENT WAIVED
-	-	-	-	-	36,000	DOD DIRECT
-	-	-	8	-	15,565	GABON
-	-	-	8	-	365	PAYMENT WAIVED
-	-	-	-	-	2,000	DOD DIRECT
-	-	-	-	-	13,200	DOD GUARANTY
-	-	-	-	-	1,950	GAMBIA
-	-	-	-	-	1,950	PAYMENT WAIVED
-	500	1,050	680	737	9,602	GHANA
-	500	1,050	680	737	9,602	PAYMENT WAIVED
-	3,000	-	-	-	4,440	GUINEA
-	3,000	-	-	-	4,440	PAYMENT WAIVED
-	-	-	-	-	2,455	GUINEA-BISSAU
-	-	-	-	-	2,455	PAYMENT WAIVED
-	-	-	-	-	4,517	IVORY COAST
-	-	-	-	-	4,517	PAYMENT WAIVED
-	1,000	15,000	1,500	8,635	184,514	KENYA
-	1,000	15,000	1,500	8,635	26,514	PAYMENT WAIVED
-	-	-	-	-	3,000	DOD DIRECT
-	-	-	-	-	155,000	DOD GUARANTY

TOTALS MAY NOT ADD DUE TO ROUNDING

\* LESS THAN \$500

## FOREIGN MILITARY FINANCING PROGRAM (CONTINUED)

(DOLLARS IN THOUSANDS)

	<u>FY 1950</u> <u>FY 1994</u>	<u>FY 1995</u>	<u>FY 1996</u>	<u>FY 1997</u>	<u>FY 1998</u>	<u>FY 1999</u>
<u>AFRICA (CONTINUED)</u>						
LESOTHO	200	-	-	-	-	-
PAYMENT WAIVED	200	-	-	-	-	-
LIBERIA	28,515	-	-	-	-	-
DOD DIRECT	4,851	-	-	-	-	-
DOD GUARANTY	23,664	-	-	-	-	-
MADAGASCAR	561	-	-	-	-	-
PAYMENT WAIVED	561	-	-	-	-	-
MALAWI	1,491	-	-	569	900	-
PAYMENT WAIVED	1,491	-	-	569	900	-
MALI	895	-	-	-	1,600	600
PAYMENT WAIVED	847	-	-	-	1,600	600
DOD DIRECT	48	-	-	-	-	-
MAURITIUS	650	-	-	-	-	-
PAYMENT WAIVED	650	-	-	-	-	-
MOZAMBIQUE	400	-	200	-	-	-
PAYMENT WAIVED	400	-	200	-	-	-
NAMIBIA	3,700	270	400	-	-	-
PAYMENT WAIVED	3,700	270	400	-	-	-
NIGER	11,169	-	-	-	-	-
PAYMENT WAIVED	5,669 A/	-	-	-	-	-
DOD GUARANTY	5,500	-	-	-	-	-
NIGERIA	369	-	-	-	-	-
PAYMENT WAIVED	34	-	-	-	-	-
DOD DIRECT	335	-	-	-	-	-
RWANDA	2,379	300	400	-	-	-
PAYMENT WAIVED	879	300	400	-	-	-
DOD GUARANTY	1,500	-	-	-	-	-
SAO TOME & PRINCIPE	585	-	-	-	-	-
PAYMENT WAIVED	585	-	-	-	-	-
SENEGAL	22,553	-	-	1,965	900	2,600
PAYMENT WAIVED	14,553 A/	-	-	1,965	900	2,600
DOD GUARANTY	8,000	-	-	-	-	-

TOTALS MAY NOT ADD DUE TO ROUNDING

\* LESS THAN \$500

## FOREIGN MILITARY FINANCING PROGRAM (CONTINUED)

(DOLLARS IN THOUSANDS)

<u>FY 2000</u>	<u>FY 2001</u>	<u>FY 2002</u>	<u>FY 2003</u>	<u>FY 2004</u>	<u>FY 1950</u> <u>FY 2004</u>	
						<u>AFRICA (CONTINUED)</u>
-	-	-	-	-	200	LESOTHO
-	-	-	-	-	200	PAYMENT WAIVED
-	-	-	-	-	28,515	LIBERIA
-	-	-	-	-	4,851	DOD DIRECT
-	-	-	-	-	23,664	DOD GUARANTY
-	-	-	-	-	561	MADAGASCAR
-	-	-	-	-	561	PAYMENT WAIVED
-	-	-	-	-	2,960	MALAWI
-	-	-	-	-	2,960	PAYMENT WAIVED
-	200	-	-	-	3,295	MALI
-	200	-	-	-	3,247	PAYMENT WAIVED
-	-	-	-	-	48	DOD DIRECT
-	-	-	-	-	650	MAURITIUS
-	-	-	-	-	650	PAYMENT WAIVED
-	-	-	40	-	640	MOZAMBIQUE
-	-	-	40	-	640	PAYMENT WAIVED
-	-	-	-	-	4,370	NAMIBIA
-	-	-	-	-	4,370	PAYMENT WAIVED
-	-	-	-	-	11,169	NIGER
-	-	-	-	-	5,669	PAYMENT WAIVED
-	-	-	-	-	5,500	DOD GUARANTY
10,000	10,000	6,000	-	-	26,369	NIGERIA
10,000	10,000	6,000	-	-	26,034	PAYMENT WAIVED
-	-	-	-	-	335	DOD DIRECT
-	-	-	-	-	3,079	RWANDA
-	-	-	-	-	1,579	PAYMENT WAIVED
-	-	-	-	-	1,500	DOD GUARANTY
-	-	-	500	-	1,085	SAO TOME & PRINCIPE
-	-	-	500	-	1,085	PAYMENT WAIVED
-	800	250	730	987	30,785	SENEGAL
-	800	250	730	987	22,785	PAYMENT WAIVED
-	-	-	-	-	8,000	DOD GUARANTY

TOTALS MAY NOT ADD DUE TO ROUNDING

\* LESS THAN \$500

## FOREIGN MILITARY FINANCING PROGRAM (CONTINUED)

(DOLLARS IN THOUSANDS)

	<u>FY 1950</u> <u>FY 1994</u>	<u>FY 1995</u>	<u>FY 1996</u>	<u>FY 1997</u>	<u>FY 1998</u>	<u>FY 1999</u>
<u>AFRICA (CONTINUED)</u>						
SEYCHELLES	555	-	-	-	-	-
PAYMENT WAIVED	555	-	-	-	-	-
SIERRA LEONE	3,048 A/	-	-	-	-	-
PAYMENT WAIVED	3,048	-	-	-	-	-
SOMALIA	55,066	-	-	-	-	-
DOD GUARANTY	55,066	-	-	-	-	-
SOUTH AFRICA	-	-	-	-	350	300
PAYMENT WAIVED	-	-	-	-	350	300
SUDAN	148,275	-	-	-	-	-
PAYMENT WAIVED	46,977	-	-	-	-	-
DOD GUARANTY	101,297	-	-	-	-	-
SWAZILAND	-	-	-	-	-	-
PAYMENT WAIVED	-	-	-	-	-	-
TANZANIA	150	-	-	-	-	-
PAYMENT WAIVED	150	-	-	-	-	-
TOGO	348	-	-	-	-	-
PAYMENT WAIVED	348	-	-	-	-	-
UGANDA	495	-	2,000	3,965	3,900	-
PAYMENT WAIVED	495	-	2,000	3,965	3,900	-
ZAMBIA	450	-	-	-	-	-
PAYMENT WAIVED	450	-	-	-	-	-
ZIMBABWE	2,240	-	-	-	-	-
PAYMENT WAIVED	2,240	-	-	-	-	-
WESTERN HEMISPHERE	1,857,668	16,998	2,000	2,000	5,350	6,640
PAYMENT WAIVED	587,035	16,998	2,000	2,000	5,350	6,640
DOD DIRECT	465,390	-	-	-	-	-
DOD GUARANTY	805,243	-	-	-	-	-
ANTIGUA & BARBUDA	2,397	40	50	225	310	410
PAYMENT WAIVED	2,397	40	50	225	310	410

TOTALS MAY NOT ADD DUE TO ROUNDING

\* LESS THAN \$500

FOREIGN MILITARY FINANCING PROGRAM (CONTINUED)

(DOLLARS IN THOUSANDS)

<u>FY 2000</u>	<u>FY 2001</u>	<u>FY 2002</u>	<u>FY 2003</u>	<u>FY 2004</u>	<u>FY 1950</u> <u>FY 2004</u>	
-	-	-	-	-	555	AFRICA (CONTINUED)
-	-	-	-	-	555	SEYCHELLES
-	-	-	-	-	-	PAYMENT WAIVED
-	-	-	40	300	3,388	SIERRA LEONE
-	-	-	40	300	3,388	PAYMENT WAIVED
-	-	-	-	-	55,066	SOMALIA
-	-	-	-	-	55,066	DOD GUARANTY
250	1,000	6,700	5,950	-	14,550	SOUTH AFRICA
250	1,000	6,700	5,950	-	14,550	PAYMENT WAIVED
-	-	-	-	-	148,275	SUDAN
-	-	-	-	-	46,977	PAYMENT WAIVED
-	-	-	-	-	101,297	DOD GUARANTY
-	-	-	3	-	3	SWAZILAND
-	-	-	3	-	3	PAYMENT WAIVED
-	-	-	-	-	150	TANZANIA
-	-	-	-	-	150	PAYMENT WAIVED
-	-	-	20	200	568	TOGO
-	-	-	20	200	568	PAYMENT WAIVED
-	-	-	60	2,290	12,710	UGANDA
-	-	-	60	2,290	12,710	PAYMENT WAIVED
-	500	-	100	-	1,050	ZAMBIA
-	500	-	100	-	1,050	PAYMENT WAIVED
-	-	-	-	-	2,240	ZIMBABWE
-	-	-	-	-	2,240	PAYMENT WAIVED
4,000	6,682	12,200	34,440	120,114	2,068,092	WESTERN HEMISPHERE
4,000	6,682	12,200	34,440	120,114	797,459	PAYMENT WAIVED
-	-	-	-	-	465,390	DOD DIRECT
-	-	-	-	-	805,243	DOD GUARANTY
515	640	670	-	1,353	6,610	ANTIGUA & BARBUDA
515	640	670	-	1,353	6,610	PAYMENT WAIVED

TOTALS MAY NOT ADD DUE TO ROUNDING

\* LESS THAN \$500

FOREIGN MILITARY FINANCING PROGRAM (CONTINUED)

(DOLLARS IN THOUSANDS)

	FY 1950 FY 1994	FY 1995	FY 1996	FY 1997	FY 1998	FY 1999
WESTERN HEMISPHERE (CONTINUED)						
ARGENTINA	180,379	-	-	-	1,250	1,850
PAYMENT WAIVED	4,500	-	-	-	1,250	1,850
DOD DIRECT	63,240	-	-	-	-	-
DOD GUARANTY	112,639	-	-	-	-	-
BAHAMAS	-	40	75	75	140	130
PAYMENT WAIVED	-	40	75	75	140	130
BARBADOS	2,807	95	200	100	75	75
PAYMENT WAIVED	2,807	95	200	100	75	75
BELIZE	1,660	-	75	75	100	100
PAYMENT WAIVED	1,660	-	75	75	100	100
BOLIVIA	142,790	3,229	-	-	-	-
PAYMENT WAIVED	119,790	3,229	-	-	-	-
DOD DIRECT	8,000	-	-	-	-	-
DOD GUARANTY	15,000	-	-	-	-	-
BOLIVIA - INTL NARC	1,000	-	-	-	-	-
PAYMENT WAIVED	1,000	-	-	-	-	-
BRAZIL	264,617	-	-	-	-	-
DOD DIRECT	111,303	-	-	-	-	-
DOD GUARANTY	153,315	-	-	-	-	-
CHILE	65,524	-	-	-	300	400
PAYMENT WAIVED	-	-	-	-	300	400
DOD DIRECT	61,490	-	-	-	-	-
DOD GUARANTY	4,034	-	-	-	-	-
COLOMBIA	338,256	10,000	-	-	-	-
PAYMENT WAIVED	178,489	10,000	-	-	-	-
DOD DIRECT	42,168	-	-	-	-	-
DOD GUARANTY	117,600	-	-	-	-	-
COLOMBIA - INTL NARC	1,996	-	-	-	-	-
PAYMENT WAIVED	1,996	-	-	-	-	-
COSTA RICA	5,000	-	-	-	-	-
DOD GUARANTY	5,000	-	-	-	-	-

TOTALS MAY NOT ADD DUE TO ROUNDING

\* LESS THAN \$500

## FOREIGN MILITARY FINANCING PROGRAM (CONTINUED)

(DOLLARS IN THOUSANDS)

<u>FY 2000</u>	<u>FY 2001</u>	<u>FY 2002</u>	<u>FY 2003</u>	<u>FY 2004</u>	<u>FY 1950</u> <u>FY 2004</u>	
						<u>WESTERN HEMISPHERE (CONTINUED)</u>
450	998	1,500	1,990	-	188,417	ARGENTINA
450	998	1,500	1,990	-	12,538	PAYMENT WAIVED
-	-	-	-	-	63,240	DOD DIRECT
-	-	-	-	-	112,639	DOD GUARANTY
50	139	100	90	99	938	BAHAMAS
50	139	100	90	99	938	PAYMENT WAIVED
55	135	130	-	-	3,672	BARBADOS
55	135	130	-	-	3,672	PAYMENT WAIVED
100	200	200	290	191	2,991	BELIZE
100	200	200	290	191	2,991	PAYMENT WAIVED
250	597	500	1,990	3,976	153,332	BOLIVIA
250	597	500	1,990	3,976	130,332	PAYMENT WAIVED
-	-	-	-	-	8,000	DOD DIRECT
-	-	-	-	-	15,000	DOD GUARANTY
-	-	-	-	-	1,000	BOLIVIA - INTL NARC
-	-	-	-	-	1,000	PAYMENT WAIVED
-	-	-	-	-	264,617	BRAZIL
-	-	-	-	-	111,303	DOD DIRECT
-	-	-	-	-	153,315	DOD GUARANTY
-	498	500	1,690	347	69,259	CHILE
-	498	500	1,690	347	3,735	PAYMENT WAIVED
-	-	-	-	-	61,490	DOD DIRECT
-	-	-	-	-	4,034	DOD GUARANTY
-	-	-	17,100	98,450	463,806	COLOMBIA
-	-	-	17,100	98,450	304,039	PAYMENT WAIVED
-	-	-	-	-	42,168	DOD DIRECT
-	-	-	-	-	117,600	DOD GUARANTY
-	-	-	-	-	1,996	COLOMBIA - INTL NARC
-	-	-	-	-	1,996	PAYMENT WAIVED
-	-	-	-	-	5,000	COSTA RICA
-	-	-	-	-	5,000	DOD GUARANTY

TOTALS MAY NOT ADD DUE TO ROUNDING

\* LESS THAN \$500



## FOREIGN MILITARY FINANCING PROGRAM (CONTINUED)

(DOLLARS IN THOUSANDS)

	FY 1950 FY 1994	FY 1995	FY 1996	FY 1997	FY 1998	FY 1999
WESTERN HEMISPHERE (CONTINUED)						
DOMINICA	1,847	40	50	100	115	145
PAYMENT WAIVED	1,847	40	50	100	115	145
DOMINICAN REPUBLIC	27,774	-	-	100	225	370
PAYMENT WAIVED	4,076	-	-	100	225	370
DOD DIRECT	3,500	-	-	-	-	-
DOD GUARANTY	20,198	-	-	-	-	-
ECUADOR	70,583	-	-	-	-	-
PAYMENT WAIVED	5,619	-	-	-	-	-
DOD DIRECT	8,466	-	-	-	-	-
DOD GUARANTY	56,498	-	-	-	-	-
ECUADOR - INTL NARC	485	-	-	-	-	-
PAYMENT WAIVED	485	-	-	-	-	-
EL SALVADOR	288,403	-	-	-	-	-
PAYMENT WAIVED	177,830 G/	-	-	-	-	-
DOD DIRECT	13,373	-	-	-	-	-
DOD GUARANTY	97,200	-	-	-	-	-
GRENADA	1,844	40	350	100	145	190
PAYMENT WAIVED	1,844	40	350	100	145	190
GUATEMALA	13,606	-	-	-	-	-
PAYMENT WAIVED	2,887	-	-	-	-	-
DOD DIRECT	9,327	-	-	-	-	-
DOD GUARANTY	1,391	-	-	-	-	-
GUYANA	180	-	75	-	100	100
PAYMENT WAIVED	180	-	75	-	100	100
HAITI	4,098	3,000	-	225	650	300
PAYMENT WAIVED	1,998	3,000	-	225	650	300
DOD GUARANTY	2,100	-	-	-	-	-
HONDURAS	109,810	-	-	-	-	-
PAYMENT WAIVED	57,380	-	-	-	-	-
DOD DIRECT	3,000	-	-	-	-	-
DOD GUARANTY	49,430	-	-	-	-	-
JAMAICA	7,786	299	600	415	450	475
PAYMENT WAIVED	5,199	299	600	415	450	475
DOD GUARANTY	2,587	-	-	-	-	-

TOTALS MAY NOT ADD DUE TO ROUNDING

\* LESS THAN \$500

## FOREIGN MILITARY FINANCING PROGRAM (CONTINUED)

(DOLLARS IN THOUSANDS)

<u>FY 2000</u>	<u>FY 2001</u>	<u>FY 2002</u>	<u>FY 2003</u>	<u>FY 2004</u>	<u>FY 1950</u> <u>FY 2004</u>	
						<u>WESTERN HEMISPHERE (CONTINUED)</u>
150	291	285	-	280	3,303	DOMINICA
150	291	285	-	280	3,303	PAYMENT WAIVED
400	649	350	300	2,000	32,168	DOMINICAN REPUBLIC
400	649	350	300	2,000	8,470	PAYMENT WAIVED
-	-	-	-	-	3,500	DOD DIRECT
-	-	-	-	-	20,198	DOD GUARANTY
-	-	3,000	990	-	74,573	ECUADOR
-	-	3,000	990	-	9,609	PAYMENT WAIVED
-	-	-	-	-	8,466	DOD DIRECT
-	-	-	-	-	56,498	DOD GUARANTY
-	-	-	-	-	485	ECUADOR - INTL NARC
-	-	-	-	-	485	PAYMENT WAIVED
-	-	1,000	2,480	5,500	297,383	EL SALVADOR
-	-	1,000	2,480	5,500	186,810	PAYMENT WAIVED
-	-	-	-	-	13,373	DOD DIRECT
-	-	-	-	-	97,200	DOD GUARANTY
165	225	210	222	429	3,920	GRENADA
165	225	210	222	429	3,920	PAYMENT WAIVED
-	-	-	-	-	13,606	GUATEMALA
-	-	-	-	-	2,887	PAYMENT WAIVED
-	-	-	-	-	9,327	DOD DIRECT
-	-	-	-	-	1,391	DOD GUARANTY
100	124	200	390	95	1,364	GUYANA
100	124	200	390	95	1,364	PAYMENT WAIVED
300	-	300	390	295	9,558	HAITI
300	-	300	390	295	7,458	PAYMENT WAIVED
-	-	-	-	-	2,100	DOD GUARANTY
-	-	-	168	2,375	112,353	HONDURAS
-	-	-	168	2,375	59,923	PAYMENT WAIVED
-	-	-	-	-	3,000	DOD DIRECT
-	-	-	-	-	49,430	DOD GUARANTY
500	584	600	690	597	12,996	JAMAICA
500	584	600	690	597	10,409	PAYMENT WAIVED
-	-	-	-	-	2,587	DOD GUARANTY

TOTALS MAY NOT ADD DUE TO ROUNDING

\* LESS THAN \$500

## FOREIGN MILITARY FINANCING PROGRAM (CONTINUED)

(DOLLARS IN THOUSANDS)

	FY 1950 FY 1994	FY 1995	FY 1996	FY 1997	FY 1998	FY 1999
WESTERN HEMISPHERE (CONTINUED)						
MEXICO	4,298	-	-	-	-	-
DOD DIRECT	4,298	-	-	-	-	-
NICARAGUA	8,000	-	-	-	-	-
PAYMENT WAIVED	-	-	-	-	-	-
DOD GUARANTY	8,000	-	-	-	-	-
PANAMA	22,328	-	-	-	-	590
PAYMENT WAIVED	-	-	-	-	-	590
DOD DIRECT	3,828	-	-	-	-	-
DOD GUARANTY	18,500	-	-	-	-	-
PARAGUAY	957	-	-	-	-	-
PAYMENT WAIVED	250	-	-	-	-	-
DOD DIRECT	318	-	-	-	-	-
DOD GUARANTY	389	-	-	-	-	-
PERU	131,540	-	-	-	-	-
PAYMENT WAIVED	-	-	-	-	-	-
DOD DIRECT	28,978	-	-	-	-	-
DOD GUARANTY	102,562	-	-	-	-	-
PERU - INTL NARC	6,879	-	-	-	-	-
PAYMENT WAIVED	6,879	-	-	-	-	-
ST KITTS AND NEVIS	1,727	40	50	100	130	155
PAYMENT WAIVED	1,727	40	50	100	130	155
ST LUCIA	2,278	40	50	100	160	195
PAYMENT WAIVED	2,278	40	50	100	160	195
ST VINCENT + GREN.	1,617	40	50	100	110	130
PAYMENT WAIVED	1,617	40	50	100	110	130
SURINAME	-	-	75	-	-	-
PAYMENT WAIVED	-	-	75	-	-	-
TRINIDAD + TOBAGO	2,300	95	300	285	290	225
PAYMENT WAIVED	2,300	95	300	285	290	225
URUGUAY	18,349	-	-	-	800	800
PAYMENT WAIVED	-	-	-	-	800	800
DOD DIRECT	8,349	-	-	-	-	-
DOD GUARANTY	10,000	-	-	-	-	-

TOTALS MAY NOT ADD DUE TO ROUNDING

\* LESS THAN \$500

## FOREIGN MILITARY FINANCING PROGRAM (CONTINUED)

(DOLLARS IN THOUSANDS)

<u>FY 2000</u>	<u>FY 2001</u>	<u>FY 2002</u>	<u>FY 2003</u>	<u>FY 2004</u>	<u>FY 1950</u> <u>FY 2004</u>	
						<u>WESTERN HEMISPHERE (CONTINUED)</u>
-	-	-	-	-	4,298	MEXICO
-	-	-	-	-	4,298	DOD DIRECT
-	-	500	1,000	938	10,438	NICARAGUA
-	-	500	1,000	938	2,438	PAYMENT WAIVED
-	-	-	-	-	8,000	DOD GUARANTY
-	-	-	990	2,000	25,908	PANAMA
-	-	-	990	2,000	3,580	PAYMENT WAIVED
-	-	-	-	-	3,828	DOD DIRECT
-	-	-	-	-	18,500	DOD GUARANTY
-	597	-	-	-	1,554	PARAGUAY
-	597	-	-	-	847	PAYMENT WAIVED
-	-	-	-	-	318	DOD DIRECT
-	-	-	-	-	389	DOD GUARANTY
-	-	-	990	-	132,530	PERU
-	-	-	990	-	990	PAYMENT WAIVED
-	-	-	-	-	28,978	DOD DIRECT
-	-	-	-	-	102,562	DOD GUARANTY
-	-	-	-	-	6,879	PERU - INTL NARC
-	-	-	-	-	6,879	PAYMENT WAIVED
125	260	260	271	516	3,634	ST KITTS AND NEVIS
125	260	260	271	516	3,634	PAYMENT WAIVED
165	275	275	289	559	4,386	ST LUCIA
165	275	275	289	559	4,386	PAYMENT WAIVED
125	170	170	-	-	2,512	ST VINCENT + GREN.
125	170	170	-	-	2,512	PAYMENT WAIVED
-	-	150	240	114	579	SURINAME
-	-	150	240	114	579	PAYMENT WAIVED
250	300	300	390	-	4,735	TRINIDAD + TOBAGO
250	300	300	390	-	4,735	PAYMENT WAIVED
300	-	1,000	1,490	-	22,739	URUGUAY
300	-	1,000	1,490	-	4,390	PAYMENT WAIVED
-	-	-	-	-	8,349	DOD DIRECT
-	-	-	-	-	10,000	DOD GUARANTY

TOTALS MAY NOT ADD DUE TO ROUNDING

\* LESS THAN \$500

FOREIGN MILITARY FINANCING PROGRAM (CONTINUED)

(DOLLARS IN THOUSANDS)

	FY 1950 FY 1994	FY 1995	FY 1996	FY 1997	FY 1998	FY 1999
<u>WESTERN HEMISPHERE (CONTINUED)</u>						
VENEZUELA	124,551	-	-	-	-	-
DOD DIRECT	95,751	-	-	-	-	-
DOD GUARANTY	28,800	-	-	-	-	-
<u>NON REGIONAL</u>	<u>134,726</u>	<u>22,145</u>	<u>23,250</u>	<u>23,183</u>	<u>-</u>	<u>-</u>
PAYMENT WAIVED	134,526	22,145	23,250	23,183	-	-
DOD DIRECT	200	-	-	-	-	-
<u>FMF ADMIN COSTS</u>	<u>134,726</u>	<u>22,145</u>	<u>23,250</u>	<u>23,183</u>	<u>-</u>	<u>-</u>
PAYMENT WAIVED	134,526	22,145	23,250	23,183	-	-
DOD DIRECT	200	-	-	-	-	-
<u>INTERNATL. ORG. AND VARIOUS</u>	<u>25,452</u>	<u>2,370</u>	<u>1,400</u>	<u>-</u>	<u>-</u>	<u>-</u>
PAYMENT WAIVED	2,342	2,370	1,400	-	-	-
DOD DIRECT	23,110	-	-	-	-	-

TOTALS MAY NOT ADD DUE TO ROUNDING

\* LESS THAN \$500

FOREIGN MILITARY FINANCING PROGRAM (CONTINUED)

(DOLLARS IN THOUSANDS)

<u>FY 2000</u>	<u>FY 2001</u>	<u>FY 2002</u>	<u>FY 2003</u>	<u>FY 2004</u>	<u>FY 1950</u> <u>FY 2004</u>	
-	-	-	-	-	124,551	WESTERN HEMISPHERE (CONTINUED)
-	-	-	-	-	95,751	VENEZUELA
-	-	-	-	-	28,800	DOD DIRECT
-	-	-	-	-		DOD GUARANTY
-	-	-	-	-	203,304	NON REGIONAL
-	-	-	-	-	203,104	PAYMENT WAIVED
-	-	-	-	-	200	DOD DIRECT
-	-	-	-	-	203,304	FMF ADMIN COSTS
-	-	-	-	-	203,104	PAYMENT WAIVED
-	-	-	-	-	200	DOD DIRECT
-	100	-	-	-	29,322	INTERNATL. ORG. AND VARIOUS
-	100	-	-	-	6,212	PAYMENT WAIVED
-	-	-	-	-	23,110	DOD DIRECT

TOTALS MAY NOT ADD DUE TO ROUNDING

\* LESS THAN \$500

FOREIGN MILITARY FINANCING PROGRAM (CONTINUED)

A/ P.L. 101-513, SECTION 515(B), DATED NOVEMBER 5, 1990, DEOBLIGATED/REOBLIGATED FOREIGN MILITARY FINANCING GRANT AND DIRECT LOAN FUNDS AS FOLLOWS: SUDAN \$3,022,790.00 IN FY 1982; MALAWI \$700 THOUSAND IN FY 1990, FOR A TOTAL OF \$3,722,790.00 IN GRANT DEOBLIGATIONS. THESE GRANT FUNDS WERE REOBLIGATED IN FY 1991 TO THE FOLLOWING COUNTRIES: NIGER \$1,022,790.00; SENEGAL \$2.0 MILLION; SIERRA LEONE \$700 THOUSAND. DIRECT LOANS WERE DEOBLIGATED AS FOLLOWS: MALAYSIA \$4.0 MILLION IN FY 1985, \$1.484 MILLION IN FY 1986; PHILIPPINES \$15.0 MILLION IN FY 1985, \$14.355 MILLION IN FY 1986; TUNISIA \$15.161 MILLION IN FY 1986, FOR A TOTAL OF \$50.0 MILLION. THESE DIRECT LOAN FUNDS WERE REOBLIGATED TO TURKEY IN FY 1991.

B/ P.L. 102-391, DATED OCTOBER 6, 1992, RESCINDED A TOTAL OF \$45.75 MILLION OF FOREIGN MILITARY FINANCING AND MAP MERGER FUNDS. FOREIGN MILITARY FINANCING GRANT FUNDS WERE RESCINDED IN FY 1991 AS FOLLOWS: EQUATORIAL GUINEA \$390 THOUSAND; MALAWI \$2.2 MILLION; PERU INTL NARC \$11,538,261.23; PHILIPPINES \$11,457,429.85, FOR A TOTAL OF \$25.585 MILLION.

C/ EXCLUDES \$50 MILLION FOR ISRAEL ANTI-TERRORISM AND \$6.5 MILLION FOR DEMINING TRANSFERRED FROM THE NONPROLIFERATION, ANTI-TERRORISM, DEMINING AND RELATED PROGRAMS APPROPRIATION TO THE FOREIGN MILITARY FINANCING APPROPRIATION PURSUANT TO THE FY 1997 FOREIGN ASSISTANCE APPROPRIATIONS ACT, P.L.104-208. EXCLUDES \$2.4 MILLION FOR DEMINING TRANSFERRED FROM THE NONPROLIFERATION, ANTI-TERRORISM, DEMINING AND RELATED PROGRAMS APPROPRIATION TO THE FOREIGN MILITARY FINANCING APPROPRIATIONS PURSUANT TO THE FY 1998 FOREIGN ASSISTANCE APPROPRIATIONS ACT, P.L.105-118.

D/ IN FY 1994, P.L. 103-211 RESCINDED \$91,721 THOUSAND OF FOREIGN MILITARY FINANCING AND MAP MERGER FUNDS INVOLVING 29 COUNTRIES AND INTERNATIONAL ORGANIZATIONS AS FOLLOWS: FOREIGN MILITARY FINANCING FUNDS OF \$90,282 THOUSAND AND MAP MERGER FUNDS OF \$439 THOUSAND. SECDEF MESSAGE DTG 261745Z APRIL 1994, SUBJECT: FY 1994 FOREIGN MILITARY FINANCING (FMF) RESCISSION, PROVIDES DETAILS REGARDING COUNTRIES AND FISCAL YEARS AFFECTED BY THIS RESCISSION.

E/ INCLUDES \$1.5 BILLION FOR EGYPT AND \$2.2 BILLION FOR ISRAEL AUTHORIZED BY P.L. 36-38 (SUPPLEMENTAL APPROPRIATIONS ACT, JULY 25, 1979).

F/ INCLUDES \$500.0 MILLION AUTHORIZED BY P.L. 91-441 AND APPROPRIATED BY P.L. 91-665 (SUPPLEMENTAL APPROPRIATIONS ACT, JANUARY 8, 1971) AND \$2,182,664 THOUSAND PURSUANT TO P.L. 93-199 (EMERGENCY SECURITY ASSISTANCE ACT, DECEMBER 26, 1973).

G/ EXCLUDES \$13.0 MILLION OF FY 1991 GRANTS ORIGINALLY ALLOCATED TO EL SALVADOR WHICH WERE TRANSFERRED TO THE FUND FOR CEASE-FIRE MONITORING, DEMOBILIZATION, AND TRANSITION TO PEACE PURSUANT TO SECTION 531(F) OF P.L. 101-513.

TOTALS MAY NOT ADD DUE TO ROUNDING

\* LESS THAN \$500

**PAGE INTENTIONALLY LEFT BLANK**



COMMERCIAL EXPORTS LICENSED UNDER ARMS EXPORT CONTROL ACT

(DOLLARS IN THOUSANDS)

	FY 1950 FY 1994	FY 1995	FY 1996	FY 1997	FY 1998	FY 1999
WORLDWIDE	68,504,772	3,166,486	1,562,704	1,818,273	2,044,935	654,253
EAST ASIA AND PACIFIC	20,760,395	1,054,284	597,902	718,846	618,427	186,535
AUSTRALIA	2,415,019	60,539	56,702	61,484	71,076	18,650
BRUNEI	18,042	20,325	1,007	20,906	21,369	337
CAMBODIA	5	-	-	39	-	-
CANTON & ENDERBURY I	6	-	-	-	-	-
CHINA	186,321	200	204	111	389	-
EAST TIMOR	-	-	-	-	-	-
FIJI	1,586	10	11	-	-	-
FRENCH POLYNESIA (FR)	674	11,031	4	1	-	-
HONG KONG	216,840	1,018	1,525	284	1,388	1,103
INDONESIA	259,003	8,185	10,883	4,442	4,349	630
JAPAN	9,645,686	744,937	373,423	249,298	249,498	118,542
KIRIBATI (GILBERT IS)	3,396	-	-	-	-	-
KOREA (SEOUL)	3,076,747	61,574	85,356	47,079	60,105	10,711
LAOS	4	-	-	-	-	-
MACAU	704	54	20	49	30	74
MALAYSIA	545,617	11,813	8,644	34,790	2,900	2,811
MONGOLIA	-	-	-	-	-	-
MYANMAR	19,472	-	-	-	-	-
NAURU	236	-	-	-	-	-
NEW CALEDONIA (FR)	3,424	11	20	8	16	2
NEW ZEALAND	244,290	4,627	4,688	7,525	6,766	2,130
NIUE	107	-	-	-	-	-
NORFOLK ISLAND (AUST)	*	-	-	-	-	-
PAPUA NEW GUINEA	2,681	-	204	1	76	58
PITCAIRN (UK)	*	-	-	-	-	-
REP OF PHILIPPINES	137,248	1,706	2,308	559	1,583	815
SINGAPORE	941,494	40,038	10,889	12,215	3,087	10,873
SOLOMON ISLANDS	135	169	-	74	74	-
TAIWAN	2,421,596	27,760	20,392	261,136	173,055	15,500
THAILAND	619,896	60,277	21,574	18,846	22,666	4,299
TOKELAU	18	-	-	-	-	-
TONGA	48	-	46	-	-	-
TUVALU	9	-	-	-	-	-
VANUATU	15	-	-	-	-	-
VIETNAM	70	10	-	*	-	-
WESTERN SAMOA	4	-	-	-	-	-
NEAR EAST AND SOUTH ASIA	11,992,199	105,626	86,287	42,263	39,400	20,096
AFGHANISTAN	597	-	-	-	-	-
ALGERIA	104,266	9,055	20	37	375	-
BAHRAIN	25,804	1,853	616	98	122	152
BANGLADESH	17,166	224	224	342	3,256	181
BHUTAN	240	-	-	-	-	-

TOTALS MAY NOT ADD DUE TO ROUNDING

\* LESS THAN \$500

COMMERCIAL EXPORTS LICENSED UNDER ARMS EXPORT CONTROL ACT

(DOLLARS IN THOUSANDS)

<u>FY 2000</u>	<u>FY 2001</u>	<u>FY 2002</u>	<u>FY 2003</u>	<u>FY 2004</u>	<u>FY 1950</u> <u>FY 2004</u>	
477,639	821,151	340,931	2,727,502	7,617,722	89,736,367	WORLDWIDE
106,931	143,171	190,817	1,066,701	2,787,318	28,231,326	EAST ASIA AND PACIFIC
10,923	21,655	3,429	95,396	269,565	3,084,439	AUSTRALIA
45	2	-	98	1,105	83,236	BRUNEI
-	-	-	-	-	44	CAMBODIA
-	-	-	-	-	6	CANTON & ENDERBURY I
-	-	-	-	-	187,226	CHINA
-	-	-	-	21	21	EAST TIMOR
-	-	-	-	-	1,606	FIJI
-	-	-	-	13	11,723	FRENCH POLYNESIA (FR)
393	783	384	481	1,722	225,921	HONG KONG
-	63	20	1,642	9,616	298,833	INDONESIA
64,663	66,715	29,788	902,108	1,646,265	14,090,923	JAPAN
-	-	-	-	-	3,396	KIRIBATI (GILBERT IS)
10,946	15,476	18,024	27,781	327,660	3,741,460	KOREA (SEOUL)
-	-	-	-	-	4	LAOS
2	-	-	85	-	1,018	MACAU
349	1,201	764	3,781	44,140	656,810	MALAYSIA
-	-	-	-	3	3	MONGOLIA
-	-	-	-	-	19,472	MYANMAR
2	-	-	-	-	238	NAURU
29	-	-	108	164	3,782	NEW CALEDONIA (FR)
284	308	45	9,747	26,937	307,347	NEW ZEALAND
-	-	-	-	-	107	NIUE
-	-	-	-	-	*	NORFOLK ISLAND (AUST)
28	-	-	-	1	3,050	PAPUA NEW GUINEA
-	-	-	-	-	*	PITCAIRN (UK)
867	53	292	555	11,234	157,220	REP OF PHILIPPINES
2,172	4,285	1,394	7,269	388,858	1,422,574	SINGAPORE
-	-	-	-	-	452	SOLOMON ISLANDS
15,392	29,127	134,864	9,788	34,310	3,142,920	TAIWAN
836	3,503	1,813	7,700	25,598	787,008	THAILAND
-	-	-	-	-	18	TOKELAU
-	-	-	162	46	302	TONGA
-	-	-	-	-	9	TUVALU
-	-	-	-	-	15	VANUATU
-	-	-	-	-	80	VIETNAM
-	-	-	-	60	64	WESTERN SAMOA
35,321	15,592	6,460	108,498	1,301,950	13,753,692	NEAR EAST AND SOUTH ASIA
-	-	-	12	3,472	4,081	AFGHANISTAN
-	368	-	119	77,881	192,121	ALGERIA
22	342	11	246	2,139	31,404	BAHRAIN
95	285	-	512	519	22,805	BANGLADESH
-	-	-	5	-	245	BHUTAN

TOTALS MAY NOT ADD DUE TO ROUNDING

\* LESS THAN \$500

COMMERCIAL EXPORTS LICENSED UNDER ARMS EXPORT CONTROL ACT (CONTINUED)

(DOLLARS IN THOUSANDS)

	FY 1950 FY 1994	FY 1995	FY 1996	FY 1997	FY 1998	FY 1999
<u>NEAR EAST AND SOUTH ASIA (CONTINUED)</u>						
BR INDIAN OCEAN TERR	353	-	-	-	-	-
EGYPT	1,011,870	10,264	3,523	5,009	2,395	623
INDIA	471,378	-	-	-	-	-
IRAN	670,767	-	-	-	-	-
IRAQ	4,624	-	-	-	-	-
ISRAEL	6,303,066	34,706	13,098	12,819	11,508	4,228
JORDAN	346,597	1,911	3,972	873	330	169
KUWAIT	89,556	7,736	3,730	287	4,305	3,937
LEBANON	20,842	548	322	808	778	62
LIBYA	31,318	-	-	-	-	-
MALDIVES	647	12	-	-	43	-
MICRONESIA	-	-	-	-	-	-
MOROCCO	155,592	1,790	173	354	1,617	14
NEPAL	247	58	37	1,139	20	11
OMAN	45,717	1,575	963	236	199	665
PAKISTAN	391,976	-	4,224	2,223	346	-
QATAR	22,001	973	596	306	323	682
SAUDI ARABIA	1,954,824	27,110	48,367	12,121	11,714	7,581
SRI LANKA	8,152	694	1,010	659	294	150
SYRIA	1,529	-	-	-	-	-
TUNISIA	110,362	599	423	733	184	242
UNITED ARAB EMIRATES	-	-	-	-	1,591	1,399
UNITED ARAB EMIRATES	200,532	6,344	4,991	3,524	-	-
YEMEN	2,175	171	-	693	-	-
<u>EUROPE</u>	<u>23,188,796</u>	<u>558,141</u>	<u>432,006</u>	<u>358,593</u>	<u>919,413</u>	<u>192,081</u>
ALBANIA	279	1	-	-	-	-
ANDORRA	178	5	-	-	1	-
AUSTRIA	104,149	2,852	2,748	1,148	2,606	786
AZERBAIJAN	-	-	38	-	-	-
BELGIUM	1,317,774	6,330	16,607	13,652	9,118	5,766
BOSNIA-HERZEGOVINA	-	-	45	-	-	-
BULGARIA	531	3	5	-	15	721
CROATIA	-	1	103	59	-	751
CYPRUS	3,743	404	149	68	2	13
CZECH REPUBLIC	934	546	230	258	76	37,571
CZECHOSLOVAKIA	427	-	-	-	-	-
DENMARK	375,998	2,054	26,120	4,216	3,991	1,215
ESTONIA	165	333	19	-	*	-
FAEROE ISLANDS	3	-	-	-	-	-
FINLAND	195,994	931	2,736	1,307	139,408	16,203
FRANCE	1,475,643	98,099	119,738	8,179	18,646	6,874
GEORGIA	-	-	66	66	-	-
GERMANY	4,183,580	36,386	38,662	28,820	41,403	12,032

TOTALS MAY NOT ADD DUE TO ROUNDING

\* LESS THAN \$500

COMMERCIAL EXPORTS LICENSED UNDER ARMS EXPORT CONTROL ACT (CONTINUED)

(DOLLARS IN THOUSANDS)

FY 2000	FY 2001	FY 2002	FY 2003	FY 2004	FY 1950 FY 2004
---------	---------	---------	---------	---------	--------------------

NEAR EAST AND SOUTH ASIA (CONTINUED)

-	-	-	-	-	353
3,796	923	42	15,061	166,813	1,220,319
-	-	-	5,651	15,516	492,545
-	-	-	-	-	670,767
-	-	-	-	32,123	36,747
26,287	4,019	1,427	16,455	418,883	6,846,497
64	53	24	707	19,794	374,495
25	82	68	9,360	63,773	182,859
127	95	-	144	90	23,816
-	-	-	-	-	31,318
-	-	-	-	-	702
-	-	-	-	8	8
20	556	180	1,442	30,350	192,088
73	-	-	6	71	1,662
37	176	2	839	48,618	99,027
-	-	-	590	7,492	406,850
1,795	-	-	219	1,612	28,507
1,909	1,028	530	36,150	45,709	2,147,043
-	3,467	6	110	1,650	16,192
-	-	-	-	-	1,529
136	590	190	290	2,775	116,524
935	3,608	3,979	20,535	360,820	392,867
-	-	-	-	-	215,391
-	-	1	45	1,842	4,927

BR INDIAN OCEAN TERR  
EGYPT  
INDIA  
IRAN  
IRAQ  
ISRAEL  
JORDAN  
KUWAIT  
LEBANON  
LIBYA  
MALDIVES  
MICRONESIA  
MOROCCO  
NEPAL  
OMAN  
PAKISTAN  
QATAR  
SAUDI ARABIA  
SRI LANKA  
SYRIA  
TUNISIA  
UNITED ARAB EMIRATES  
UNITED ARAB EMIRATES  
YEMEN

168,621	144,180	94,980	784,006	2,753,960	29,594,777
-	-	-	-	24	304
12	-	-	-	6	202
539	548	57	312	2,371	118,116
-	-	-	-	17	55
4,188	3,683	19	20,180	46,061	1,443,378
-	-	-	-	3	48
523	-	-	128	4,590	6,517
-	-	-	112	41,567	42,592
-	-	-	8	40	4,427
23,300	32,058	11,052	887	-	106,911
-	-	-	-	5,361	5,788
522	585	50	7,044	310,393	732,188
-	-	3	47	431	999
-	1	-	-	-	4
469	1,802	60	3,333	24,885	387,128
6,330	7,319	12,597	18,948	126,987	1,899,360
625	-	-	-	59	816
7,728	8,777	17,543	41,015	285,608	4,701,554

\* LESS THAN \$500

TOTALS MAY NOT ADD DUE TO ROUNDING

COMMERCIAL EXPORTS LICENSED UNDER ARMS EXPORT CONTROL ACT (CONTINUED)

(DOLLARS IN THOUSANDS)

	FY 1950 FY 1994	FY 1995	FY 1996	FY 1997	FY 1998	FY 1999
EUROPE (CONTINUED)						
GIBRALTAR (UK)	96	-	-	-	-	-
GREECE	1,769,173	16,159	3,667	2,450	13,626	32,044
HUNGARY	1,684	83	29	6	30	39
ICELAND	1,259	5	17	12	8	5
IRELAND	9,040	471	3,288	62	209	394
ITALY	2,715,224	37,566	33,923	16,797	20,799	6,346
KAZAKHSTAN	3	55	6,559	51	-	-
KYRGYZSTAN	-	-	-	-	-	-
LATVIA	-	6	2	-	-	-
LIECHTENSTEIN	127	-	-	-	-	-
LITHUANIA	*	-	5	-	-	-
LUXEMBOURG	108,552	338	1,388	475	611	297
MACEDONIA (FYROM)	-	-	16	-	-	-
MALTA	299	61	-	-	1	-
MOLDOVA	-	13	2	-	-	-
MONACO	332	8	2	17	4	2
NETHERLANDS	1,225,169	6,148	9,992	17,377	10,144	4,703
NORWAY	732,238	9,980	5,803	11,415	3,716	1,841
POLAND	1,574	100	914	195	195	546
PORTUGAL	177,825	2,491	6,720	970	1,509	819
ROMANIA	5,163	30	654	18,522	49	189
RUSSIA	618	7,079	2,132	285	12	34
SAN MARINO	6	-	-	-	-	-
SERBIA	-	-	-	-	-	-
SLOVAKIA	325	117	230	98	-	-
SLOVENIA	141	-	8	150	5	797
SPAIN	1,040,631	36,328	14,961	15,175	16,529	4,299
SVALBARD & JAN MAYEN	3,543	-	-	-	-	-
SWEDEN	813,191	5,571	20,687	12,399	15,177	12,657
SWITZERLAND	922,206	3,688	5,976	2,018	3,737	2,352
TURKEY	1,075,510	176,764	71,705	107,113	567,150	7,751
TURKMENISTAN	*	-	*	-	-	-
UKRAINE	6	35	9	5	-	-
UNION OF SOV SOC REP	21	-	-	-	-	-
UNITED KINGDOM	4,790,886	107,095	36,049	95,222	50,636	35,034
UZBEKISTAN	-	4	-	6	-	-
YUGOSLAVIA	134,557	-	-	-	-	-
AFRICA	319,838	3,645	7,264	5,030	1,819	242
ANGOLA	110	10	-	12	1	-
BENIN	35	-	1	-	-	-
BOTSWANA	33,232	27	175	78	650	10
BURKINA FASO	1,093	-	-	2	1	-
BURUNDI	562	38	9	-	-	-

TOTALS MAY NOT ADD DUE TO ROUNDING

\* LESS THAN \$500

COMMERCIAL EXPORTS LICENSED UNDER ARMS EXPORT CONTROL ACT (CONTINUED)

(DOLLARS IN THOUSANDS)

<u>FY 2000</u>	<u>FY 2001</u>	<u>FY 2002</u>	<u>FY 2003</u>	<u>FY 2004</u>	<u>FY 1950</u> <u>FY 2004</u>	
-	-	-	-	-	96	GIBRALTAR (UK)
2,647	1,511	56	8,453	162,874	2,012,660	GREECE
4	-	-	119	10,901	12,895	HUNGARY
1	1	-	7	1,068	2,383	ICELAND
212	217	-	584	4,782	19,259	IRELAND
5,627	10,131	3,682	532,665	403,176	3,785,936	ITALY
-	-	-	-	14	6,682	KAZAKHSTAN
-	-	-	-	24	24	KYRGYZSTAN
-	-	-	25	3,671	3,704	LATVIA
-	120	-	-	-	247	LIECHTENSTEIN
-	-	-	-	149	155	LITHUANIA
292	293	-	563	38,970	151,778	LUXEMBOURG
46	120	-	495	4	681	MACEDONIA (FYROM)
-	-	-	16	21	398	MALTA
-	-	-	-	4	19	MOLDOVA
-	-	-	5	-	370	MONACO
3,085	5,252	3,885	8,580	52,827	1,347,163	NETHERLANDS
897	1,954	868	3,671	87,754	860,137	NORWAY
921	358	32	1,336	21,729	27,900	POLAND
11,912	1,711	374	745	10,660	215,737	PORTUGAL
169	8	143	147	21,143	46,217	ROMANIA
-	51	-	1,623	240	12,075	RUSSIA
-	-	-	-	-	6	SAN MARINO
-	-	-	-	67	67	SERBIA
-	47	-	-	1,447	2,265	SLOVAKIA
-	-	-	1,086	6,022	8,209	SLOVENIA
4,443	6,040	1,131	35,193	123,328	1,298,058	SPAIN
-	-	-	-	-	3,543	SVALBARD & JAN MAYEN
21,625	5,610	6,249	10,220	124,139	1,047,525	SWEDEN
1,282	1,647	1,047	1,834	87,570	1,033,356	SWITZERLAND
36,464	27,196	17,227	25,165	153,798	2,265,843	TURKEY
625	-	-	-	118	743	TURKMENISTAN
-	-	-	-	23	78	UKRAINE
-	-	-	-	-	21	UNION OF SOV SOC REP
34,133	27,140	18,905	59,460	588,676	5,843,237	UNITED KINGDOM
-	-	-	-	358	368	UZBEKISTAN
-	-	-	-	-	134,557	YUGOSLAVIA
921	2,223	823	3,887	30,914	376,605	AFRICA
-	-	-	301	-	434	ANGOLA
-	-	-	-	-	35	BENIN
226	429	785	468	16,979	53,059	BOTSWANA
-	-	-	-	-	1,096	BURKINA FASO
-	-	-	-	-	610	BURUNDI

TOTALS MAY NOT ADD DUE TO ROUNDING

\* LESS THAN \$500

COMMERCIAL EXPORTS LICENSED UNDER ARMS EXPORT CONTROL ACT (CONTINUED)

(DOLLARS IN THOUSANDS)

	FY 1950 FY 1994	FY 1995	FY 1996	FY 1997	FY 1998	FY 1999
<u>AFRICA</u> (CONTINUED)						
CAMEROON	17,733	18	5	-	18	1
CAPE VERDE	1	-	-	-	-	-
CENTRAL AFRICAN REP	96	-	-	-	-	-
CHAD	25,283	-	-	-	-	-
COMOROS	17	-	-	-	-	-
CONGO (BRAZZAVILLE)	153	3	-	-	-	-
CONGO (KINSHASA)	6,613	-	-	-	-	-
DJIBOUTI	4,199	-	-	-	-	-
EQUATORIAL GUINEA	*	-	-	-	-	-
ERITREA	-	341	-	7	7	-
ETHIOPIA	4,013	92	-	10	-	-
GABON	5,432	1	12	9	-	-
GAMBIA	387	16	-	-	-	-
GHANA	1,027	6	-	3,284	1	-
GUINEA	709	-	-	-	-	-
GUINEA-BISSAU	33	-	-	-	-	-
IVORY COAST	1,429	7	16	13	-	-
KENYA	21,199	419	19	128	68	5
LESOTHO	33	-	-	-	-	-
LIBERIA	2,559	-	-	-	-	-
MADAGASCAR	809	-	-	-	-	-
MALAWI	11	-	-	-	*	-
MALI	37	1	-	-	-	-
MAURITANIA	705	-	85	-	-	-
MAURITIUS	592	225	7	2	-	-
MOZAMBIQUE	1,274	-	-	-	-	-
NAMIBIA	1,650	38	6	194	22	-
NIGER	3,927	1	1	1	1	-
NIGERIA	116,713	25	3,318	*	-	-
REUNION (FR)	109	-	-	-	-	-
RWANDA	10	-	-	-	-	-
SENEGAL	900	-	-	14	4	-
SEYCHELLES	42	-	-	-	-	-
SIERRA LEONE	82	-	-	-	-	-
SOMALIA	2,163	-	-	-	-	-
SOUTH AFRICA	27,069	1,209	1,863	1,161	915	176
ST HELENA (UK)	1	-	-	-	-	-
SUDAN	15,859	-	-	-	-	-
SWAZILAND	126	-	-	-	-	-
TANZANIA	3,735	2	3	69	58	48
TOGO	1,680	-	50	-	-	-
UGANDA	10,707	1	63	-	-	-
WESTERN SAHARA	21	-	-	-	-	-
ZAMBIA	3,148	1,093	1,595	3	*	-

TOTALS MAY NOT ADD DUE TO ROUNDING

\* LESS THAN \$500

COMMERCIAL EXPORTS LICENSED UNDER ARMS EXPORT CONTROL ACT (CONTINUED)

(DOLLARS IN THOUSANDS)

<u>FY 2000</u>	<u>FY 2001</u>	<u>FY 2002</u>	<u>FY 2003</u>	<u>FY 2004</u>	<u>FY 1950</u> <u>FY 2004</u>	
-	-	-	-	3,000	20,775	CAMEROON
-	-	-	-	-	1	CAPE VERDE
-	-	-	-	39	135	CENTRAL AFRICAN REP
-	-	-	-	-	25,283	CHAD
-	-	-	-	-	17	COMOROS
-	-	-	-	-	156	CONGO (BRAZZAVILLE)
-	-	-	-	-	6,613	CONGO (KINSHASA)
-	-	-	102	-	4,301	DJIBOUTI
-	-	-	-	-	*	EQUATORIAL GUINEA
-	-	-	2	-	358	ERITREA
-	-	-	28	42	4,185	ETHIOPIA
-	280	8	-	-	5,741	GABON
-	-	-	-	-	403	GAMBIA
-	-	-	95	-	4,413	GHANA
-	-	-	-	-	709	GUINEA
-	-	-	-	-	33	GUINEA-BISSAU
-	-	-	346	91	1,902	IVORY COAST
300	20	-	11	1,887	24,056	KENYA
-	-	-	-	-	33	LESOTHO
-	-	-	-	-	2,559	LIBERIA
-	-	-	-	-	809	MADAGASCAR
-	-	-	-	23	34	MALAWI
-	-	-	-	10	48	MALI
-	-	-	23	-	813	MAURITANIA
4	-	-	191	22	1,044	MAURITIUS
-	-	-	-	-	1,274	MOZAMBIQUE
28	-	-	6	103	2,047	NAMIBIA
-	-	-	-	137	4,067	NIGER
2	58	8	1,502	6	121,633	NIGERIA
-	-	-	-	-	109	REUNION (FR)
-	-	-	25	-	35	RWANDA
-	-	-	-	159	1,077	SENEGAL
-	-	-	-	-	42	SEYCHELLES
-	-	-	-	-	82	SIERRA LEONE
-	-	-	-	-	2,163	SOMALIA
240	740	22	578	7,622	41,594	SOUTH AFRICA
-	-	-	-	-	1	ST HELENA (UK)
-	-	-	-	-	15,859	SUDAN
-	-	-	-	-	126	SWAZILAND
-	-	-	-	-	3,915	TANZANIA
-	-	-	-	-	1,729	TOGO
-	-	-	200	794	11,765	UGANDA
-	-	-	-	-	21	WESTERN SAHARA
-	696	-	9	-	6,544	ZAMBIA

TOTALS MAY NOT ADD DUE TO ROUNDING

\* LESS THAN \$500



COMMERCIAL EXPORTS LICENSED UNDER ARMS EXPORT CONTROL ACT (CONTINUED)

(DOLLARS IN THOUSANDS)

	FY 1950 FY 1994	FY 1995	FY 1996	FY 1997	FY 1998	FY 1999
<u>AFRICA (CONTINUED)</u>						
ZIMBABWE	2,518	71	36	45	72	2
<u>WESTERN HEMISPHERE</u>	<u>4,741,550</u>	<u>490,612</u>	<u>161,467</u>	<u>56,334</u>	<u>71,411</u>	<u>58,980</u>
ANGUILLA	211	-	-	-	-	-
ANTIGUA & BARBUDA	81	1	1	-	8	177
ARGENTINA	203,573	1,888	2,169	2,743	1,312	485
ARUBA	12	5	11	-	15	-
BAHAMAS	5,114	-	25	2	1	1,658
BARBADOS	1,139	67	39	23	15	9
BELIZE	874	41	38	27	208	-
BERMUDA	2,900	22	10	7	-	-
BOLIVIA	10,816	8,535	1,098	130	684	-
BR VIRGIN ISLAND (UK)	367	-	1	4	-	-
BRAZIL	507,759	5,730	3,629	8,726	6,530	1,831
CANADA	1,843,030	884	211	1,201	1,551	1,758
CAYMAN ISLANDS (UK)	1,934	17	-	3	7	-
CHILE	21,941	2,446	1,365	1,513	3,333	2,096
COLOMBIA	120,258	8,943	6,623	11,809	42,699	996
COSTA RICA	13,585	610	332	226	326	179
CUBA	-	-	-	-	-	-
DOMINICA	1,123	*	-	-	-	-
DOMINICAN REPUBLIC	12,724	95	72	104	206	68
ECUADOR	72,909	3,503	2,072	1,864	2,964	705
EL SALVADOR	14,814	641	2,498	666	132	161
FALKLAND ISLANDS (UK)	414	-	-	-	-	-
FRENCH GUIANA (FR)	832,891	2,295	110,983	15,418	1,550	161
GREENLAND (DEN)	43	27	-	14	-	2
GRENADA	89	-	-	10	*	-
GUADELOUPE (FR)	32	-	-	-	-	-
GUATEMALA	17,976	445,182	40	313	300	26
GUYANA	17,001	44	14	26	49	3
HAITI	2,760	489	87	55	12	-
HONDURAS	18,444	437	172	30	278	6
JAMAICA	5,616	124	65	81	47	74
MARTINIQUE (FR)	38	-	-	-	-	-
MEXICO	311,291	1,990	13,505	3,737	5,193	5,521
MONTSERRAT (UK)	17	-	3	-	-	-
NETH ANTILLES (NE)	2,975	*	18	40	114	-
NICARAGUA	5,813	-	11	78	1	-
PANAMA	56,060	455	37	2,208	265	39
PARAGUAY	29,949	233	11,367	28	111	93
PERU	141,163	2,643	1,345	128	39	35
ST KITTS AND NEVIS	16	1	5	3	3	1
ST LUCIA	55	8	4	13	6	-

TOTALS MAY NOT ADD DUE TO ROUNDING

\* LESS THAN \$500

COMMERCIAL EXPORTS LICENSED UNDER ARMS EXPORT CONTROL ACT (CONTINUED)

(DOLLARS IN THOUSANDS)

FY 2000	FY 2001	FY 2002	FY 2003	FY 2004	FY 1950 FY 2004
---------	---------	---------	---------	---------	--------------------

AFRICA (CONTINUED)

121	-	-	-	-	2,865
43,921	293,357	22,399	324,710	558,053	6,822,795
-	2	2	-	-	215
1	-	-	29	1	299
1,064	257,185	48	324	1,758	472,549
-	-	-	-	33	76
41	-	-	5	1,284	8,130
-	2	-	45	358	1,698
25	-	41	79	66	1,399
-	-	-	1	40	2,981
14	414	3	43	2,535	24,272
288	-	-	-	-	660
2,034	3,247	1,273	7,111	56,951	604,820
25,016	17,489	7,895	154,212	111,614	2,164,861
5	-	-	10	12	1,989
2,405	1,472	1,175	2,408	9,778	49,931
1,155	1,874	20	8,425	30,404	233,206
985	143	-	423	1,008	17,817
-	-	-	8	-	8
-	1	-	26	5	1,155
348	102	-	776	2,474	16,970
41	72	98	1,056	2,255	87,539
102	37	-	903	1,635	21,589
-	-	-	-	-	414
1,109	-	-	111,780	213,506	1,289,693
-	-	-	-	193	279
40	-	-	24	7	170
-	-	-	-	-	32
399	437	-	273	672	465,618
101	81	-	140	47	17,506
31	-	-	-	-	3,434
13	2	7	13	131	19,534
191	91	-	241	1,118	7,648
-	-	-	-	-	38
7,649	9,755	10,963	12,494	90,961	473,059
-	-	-	-	-	20
17	1	629	40	185	4,018
-	-	-	299	404	6,606
54	-	17	20	1,726	60,881
-	-	-	-	42	41,823
120	55	-	162	603	146,293
-	1	-	2	342	374
116	-	-	45	13	260

ZIMBABWE

WESTERN HEMISPHERE

ANGUILLA

ANTIGUA & BARBUDA

ARGENTINA

ARUBA

BAHAMAS

BARBADOS

BELIZE

BERMUDA

BOLIVIA

BR VIRGIN ISLAND (UK)

BRAZIL

CANADA

CAYMAN ISLANDS (UK)

CHILE

COLOMBIA

COSTA RICA

CUBA

DOMINICA

DOMINICAN REPUBLIC

ECUADOR

EL SALVADOR

FALKLAND ISLANDS (UK)

FRENCH GUIANA (FR)

GREENLAND (DEN)

GRENADA

GUADELOUPE (FR)

GUATEMALA

GUYANA

HAITI

HONDURAS

JAMAICA

MARTINIQUE (FR)

MEXICO

MONTserrat (UK)

NETH ANTILLES (NE)

NICARAGUA

PANAMA

PARAGUAY

PERU

ST KITTS AND NEVIS

ST LUCIA

TOTALS MAY NOT ADD DUE TO ROUNDING

\* LESS THAN \$500

COMMERCIAL EXPORTS LICENSED UNDER ARMS EXPORT CONTROL ACT (CONTINUED)

(DOLLARS IN THOUSANDS)

	FY 1950 FY 1994	FY 1995	FY 1996	FY 1997	FY 1998	FY 1999
<u>WESTERN HEMISPHERE (CONTINUED)</u>						
ST PIERRE + MIQUELON	2	-	-	-	-	-
ST VINCENT + GREN.	13	105	1	2	*	-
SURINAME	466	61	94	6	2	11
TRINIDAD + TOBAGO	4,738	1,574	42	102	115	213
TURKS & CAICOS (UK)	65	*	-	-	1	-
URUGUAY	10,597	218	168	146	152	706
VENEZUELA	447,861	1,296	3,311	4,852	3,181	41,966
NON REGIONAL	6,542,656	875,290	274,256	635,013	392,742	195,703
CLASSIFIED TOTALS A/	6,542,656	875,290	274,256	635,013	392,742	195,703
<u>INTERNATL. ORG. AND VARIOUS</u>	<u>959,338</u>	<u>78,890</u>	<u>3,523</u>	<u>2,193</u>	<u>1,723</u>	<u>616</u>

NOTE: THIS TABLE SHOWS THE TOTAL DOLLAR VALUE OF EXPORTS MADE AGAINST LICENSES GRANTED BY THE DEPARTMENT OF STATE FOR THE EXPORT OF DEFENSE ARTICLES TO FOREIGN GOVERNMENTS BY U.S. COMMERCIAL ENTITIES. THESE DATA ARE COMPILED BY THE OFFICE OF DEFENSE TRADE CONTROLS, DEPARTMENT OF STATE, FROM INFORMATION PROVIDED BY THE U.S. CUSTOMS SERVICE.

A/ FOR FURTHER INFORMATION, SEE THE CLASSIFIED ANNEX TO THE CONGRESSIONAL PRESENTATION DOCUMENT FOR FOREIGN OPERATIONS.

TOTALS MAY NOT ADD DUE TO ROUNDING

\* LESS THAN \$500

COMMERCIAL EXPORTS LICENSED UNDER ARMS EXPORT CONTROL ACT (CONTINUED)

(DOLLARS IN THOUSANDS)

<u>FY 2000</u>	<u>FY 2001</u>	<u>FY 2002</u>	<u>FY 2003</u>	<u>FY 2004</u>	<u>FY 1950</u> <u>FY 2004</u>	
-	-	-	-	-	2	WESTERN HEMISPHERE (CONTINUED)
-	11	-	4	15	151	ST PIERRE + MIQUELON
14	-	-	17	73	743	ST VINCENT + GREN.
4	133	-	145	722	7,787	SURINAME
1	4	-	3	10	85	TRINIDAD + TOBAGO
156	197	1	135	138	12,615	TURKS & CAICOS (UK)
382	549	227	22,989	24,934	551,548	URUGUAY
						VENEZUELA
<u>120,981</u>	<u>217,256</u>	<u>25,157</u>	<u>433,974</u>	<u>183,751</u>	<u>9,896,779</u>	NON REGIONAL
120,981	217,256	25,157	433,974	183,751	9,896,779	CLASSIFIED TOTALS
<u>943</u>	<u>5,372</u>	<u>295</u>	<u>5,726</u>	<u>1,774</u>	<u>1,060,393</u>	INTERNATL. ORG. AND VARIOUS

TOTALS MAY NOT ADD DUE TO ROUNDING

\* LESS THAN \$500

MAP MERGER FUNDS

(DOLLARS IN THOUSANDS)

	FY 1950 FY 1994	FY 1995	FY 1996	FY 1997	FY 1998	FY 1999
<u>WORLDWIDE</u>	4,572,013	-	-	-	-	-
<u>EAST ASIA AND PACIFIC</u>	594,901	-	-	-	-	-
FIJI	287	-	-	-	-	-
INDONESIA	11,000	-	-	-	-	-
REP OF PHILIPPINES	462,387	-	-	-	-	-
THAILAND	121,227	-	-	-	-	-
<u>NEAR EAST AND SOUTH ASIA</u>	423,991	-	-	-	-	-
JORDAN	66,337	-	-	-	-	-
MOROCCO	198,123	-	-	-	-	-
NEPAL	500	-	-	-	-	-
TUNISIA	143,996	-	-	-	-	-
YEMEN	15,035	-	-	-	-	-
<u>EUROPE</u>	1,688,354	-	-	-	-	-
FINLAND	300	-	-	-	-	-
GREECE	60,000	-	-	-	-	-
PORTUGAL	372,990 B/	-	-	-	-	-
TURKEY	1,255,064	-	-	-	-	-
<u>AFRICA</u>	546,594	-	-	-	-	-
BOTSWANA	11,997	-	-	-	-	-
CAMEROON	473	-	-	-	-	-
CAPE VERDE	35	-	-	-	-	-
CENTRAL AFRICAN REP	578	-	-	-	-	-
CHAD	29,119 A/	-	-	-	-	-
CONGO (KINSHASA) B/	37,096	-	-	-	-	-
DJIBOUTI	10,639	-	-	-	-	-
EQUATORIAL GUINEA	1,480	-	-	-	-	-
GAMBIA	654	-	-	-	-	-
GHANA	425	-	-	-	-	-
GUINEA	8,064	-	-	-	-	-
GUINEA-BISSAU	824	-	-	-	-	-
IVORY COAST	1,000	-	-	-	-	-
KENYA	97,589	-	-	-	-	-
LIBERIA B/	39,147	-	-	-	-	-
MADAGASCAR	4,034	-	-	-	-	-
MALAWI	4,633	-	-	-	-	-
MALI	700	-	-	-	-	-
MAURITANIA	1,596	-	-	-	-	-
NIGER	17,143	-	-	-	-	-
RWANDA	750	-	-	-	-	-
SAO TOME & PRINCIPE	315	-	-	-	-	-
SENEGAL	13,558	-	-	-	-	-
SEYCHELLES	225	-	-	-	-	-

TOTALS MAY NOT ADD DUE TO ROUNDING

\* LESS THAN \$500

MAP MERGER FUNDS  
(DOLLARS IN THOUSANDS)

<u>FY 2000</u>	<u>FY 2001</u>	<u>FY 2002</u>	<u>FY 2003</u>	<u>FY 2004</u>	<u>FY 1950</u> <u>FY 2004</u>	
-	-	-	-	-	4,572,013	C/D/ WORLDWIDE
-	-	-	-	-	594,901	EAST ASIA AND PACIFIC
-	-	-	-	-	287	FIJI
-	-	-	-	-	11,000	INDONESIA
-	-	-	-	-	462,387	REP OF PHILIPPINES
-	-	-	-	-	121,227	THAILAND
-	-	-	-	-	423,991	NEAR EAST AND SOUTH ASIA
-	-	-	-	-	66,337	JORDAN
-	-	-	-	-	198,123	MOROCCO
-	-	-	-	-	500	NEPAL
-	-	-	-	-	143,996	TUNISIA
-	-	-	-	-	15,035	YEMEN
-	-	-	-	-	1,688,354	EUROPE
-	-	-	-	-	300	FINLAND
-	-	-	-	-	60,000	GREECE
-	-	-	-	-	372,990	PORTUGAL
-	-	-	-	-	1,255,064	TURKEY
-	-	-	-	-	546,594	AFRICA
-	-	-	-	-	11,997	BOTSWANA
-	-	-	-	-	473	CAMEROON
-	-	-	-	-	35	CAPE VERDE
-	-	-	-	-	578	CENTRAL AFRICAN REP
-	-	-	-	-	29,119	CHAD
-	-	-	-	-	37,096	CONGO (KINSHASA) B/
-	-	-	-	-	10,639	DJIBOUTI
-	-	-	-	-	1,480	EQUATORIAL GUINEA
-	-	-	-	-	654	GAMBIA
-	-	-	-	-	425	GHANA
-	-	-	-	-	8,064	GUINEA
-	-	-	-	-	824	GUINEA-BISSAU
-	-	-	-	-	1,000	IVORY COAST
-	-	-	-	-	97,589	KENYA
-	-	-	-	-	39,147	LIBERIA A/
-	-	-	-	-	4,034	MADAGASCAR
-	-	-	-	-	4,633	MALAWI
-	-	-	-	-	700	MALI
-	-	-	-	-	1,596	MAURITANIA
-	-	-	-	-	17,143	NIGER
-	-	-	-	-	750	RWANDA
-	-	-	-	-	315	SAO TOME & PRINCIPE
-	-	-	-	-	13,558	SENEGAL
-	-	-	-	-	225	SEYCHELLES

TOTALS MAY NOT ADD DUE TO ROUNDING

\* LESS THAN \$500

MAP MERGER FUNDS

(DOLLARS IN THOUSANDS)

	FY 1950 FY 1994	FY 1995	FY 1996	FY 1997	FY 1998	FY 1999
<u>AFRICA (CONTINUED)</u>						
SIERRA LEONE	2,181	-	-	-	-	-
SOMALIA B/	118,489	-	-	-	-	-
SUDAN B/	143,276	-	-	-	-	-
TANZANIA	50	-	-	-	-	-
TOGO	500	-	-	-	-	-
UGANDA	25	-	-	-	-	-
<u>WESTERN HEMISPHERE</u>	<u>1,318,172</u>	<u>-</u>	<u>-</u>	<u>-</u>	<u>-</u>	<u>-</u>
ANTIGUA & BARBUDA	4,396	-	-	-	-	-
BARBADOS	2,202	-	-	-	-	-
BELIZE	2,729	-	-	-	-	-
BOLIVIA	10,435	-	-	-	-	-
COLOMBIA	18,841	-	-	-	-	-
COSTA RICA	28,153	-	-	-	-	-
DOMINICA	3,423	-	-	-	-	-
DOMINICAN REPUBLIC	16,019	-	-	-	-	-
ECUADOR	10,000	-	-	-	-	-
EL SALVADOR	733,502	-	-	-	-	-
GRENADA	7,762	-	-	-	-	-
GUATEMALA	27,897	-	-	-	-	-
HAITI	2,933	-	-	-	-	-
HONDURAS	380,935	-	-	-	-	-
JAMAICA	28,745	-	-	-	-	-
PANAMA	24,728	-	-	-	-	-
PERU	2,500	-	-	-	-	-
ST KITTS AND NEVIS	4,145	-	-	-	-	-
ST LUCIA	2,769	-	-	-	-	-
ST VINCENT + GREN.	4,959	-	-	-	-	-
TRINIDAD + TOBAGO	100	-	-	-	-	-
URUGUAY	1,000	-	-	-	-	-

NOTE: IN THE FY 1982 EDITION OF THIS BOOKLET, MAP MERGER FUNDS WERE INCLUDED IN THE MILITARY ASSISTANCE PROGRAM TOTALS. HENCEFORTH, MAP MERGER FUNDS WILL BE DISPLAYED SEPARATELY.

A/ MAP MERGER FUNDS FOR PORTUGAL OF \$6.5 MILLION IN FY 1982, \$25.0 MILLION IN FY 1983, \$10.0 MILLION IN FY 1984, AND FOR CHAD \$110 THOUSAND IN FY 1984, ARE INCLUDED IN THE MILITARY ASSISTANCE PROGRAM.

B/ P.L. 102-298, DATED JUNE 4, 1992, RESCINDED A TOTAL OF \$12.51 MILLION IN MAP MERGER FUNDS FOR THE FOLLOWING COUNTRIES: LIBERIA \$951,898.09; SOMALIA \$6,238,744.86; SUDAN \$4,746,735.60; CONGA(KINSHASA), FORMERLY ZAIRE \$572,621.45.

C/ P.L. 102-391, DATED OCTOBER 6, 1992, RESCINDED \$25.586 MILLION IN FOREIGN MILITARY FINANCING GRANTS AND MAP MERGER FUNDS OF \$20.164 MILLION, FOR A TOTAL OF \$45.75 MILLION. SEE SECDEF/USDP/DSAA MESSAGE, DTG 070726Z JAN 93, FOR DETAILS CONCERNING MAP MERGER RESCISSIONS.

TOTALS MAY NOT ADD DUE TO ROUNDING

\* LESS THAN \$500

MAP MERGER FUNDS  
(DOLLARS IN THOUSANDS)

<u>FY 2000</u>	<u>FY 2001</u>	<u>FY 2002</u>	<u>FY 2003</u>	<u>FY 2004</u>	<u>FY 1950</u> <u>FY 2004</u>	
-	-	-	-	-	2,181	SIERRA LEONE
-	-	-	-	-	118,489	SOMALIA B/
-	-	-	-	-	143,276	SUDAN B/
-	-	-	-	-	50	TANZANIA
-	-	-	-	-	500	TOGO
-	-	-	-	-	25	UGANDA
-	-	-	-	-	1,318,172	WESTERN HEMISPHERE
-	-	-	-	-	4,396	ANTIGUA & BARBUDA
-	-	-	-	-	2,202	BARBADOS
-	-	-	-	-	2,729	BELIZE
-	-	-	-	-	10,435	BOLIVIA
-	-	-	-	-	18,841	COLOMBIA
-	-	-	-	-	28,153	COSTA RICA
-	-	-	-	-	3,423	DOMINICA
-	-	-	-	-	16,019	DOMINICAN REPUBLIC
-	-	-	-	-	10,000	ECUADOR
-	-	-	-	-	733,502	EL SALVADOR
-	-	-	-	-	7,762	GRENADA
-	-	-	-	-	27,897	GUATEMALA
-	-	-	-	-	2,933	HAITI
-	-	-	-	-	380,935	HONDURAS
-	-	-	-	-	28,745	JAMAICA
-	-	-	-	-	24,728	PANAMA
-	-	-	-	-	2,500	PERU
-	-	-	-	-	4,145	ST KITTS AND NEVIS
-	-	-	-	-	2,769	ST LUCIA
-	-	-	-	-	4,959	ST VINCENT + GREN.
-	-	-	-	-	100	TRINIDAD + TOBAGO
-	-	-	-	-	1,000	URUGUAY

TOTALS MAY NOT ADD DUE TO ROUNDING

\* LESS THAN \$500



MAP MERGER FUNDS

D/ IN FY 1994, P.L. 103-211 RESCINDED \$91,721 THOUSAND OF FOREIGN MILITARY FINANCING AND MAP MERGER FUNDS INVOLVING 29 COUNTRIES AND INTERNATIONAL ORGANIZATIONS AS FOLLOWS: FOREIGN MILITARY FINANCING FUNDS OF \$90,282 THOUSAND AND MAP MERGER FUNDS OF \$439 THOUSAND. SECDEF MESSAGE DTG 261745Z APRIL 1994, SUBJECT: FY 1994 FOREIGN MILITARY FINANCING (FMF) RESCISSION, PROVIDES DETAILS REGARDING COUNTRIES AND FISCAL YEARS AFFECTED BY THIS RESCISSION.

TOTALS MAY NOT ADD DUE TO ROUNDING

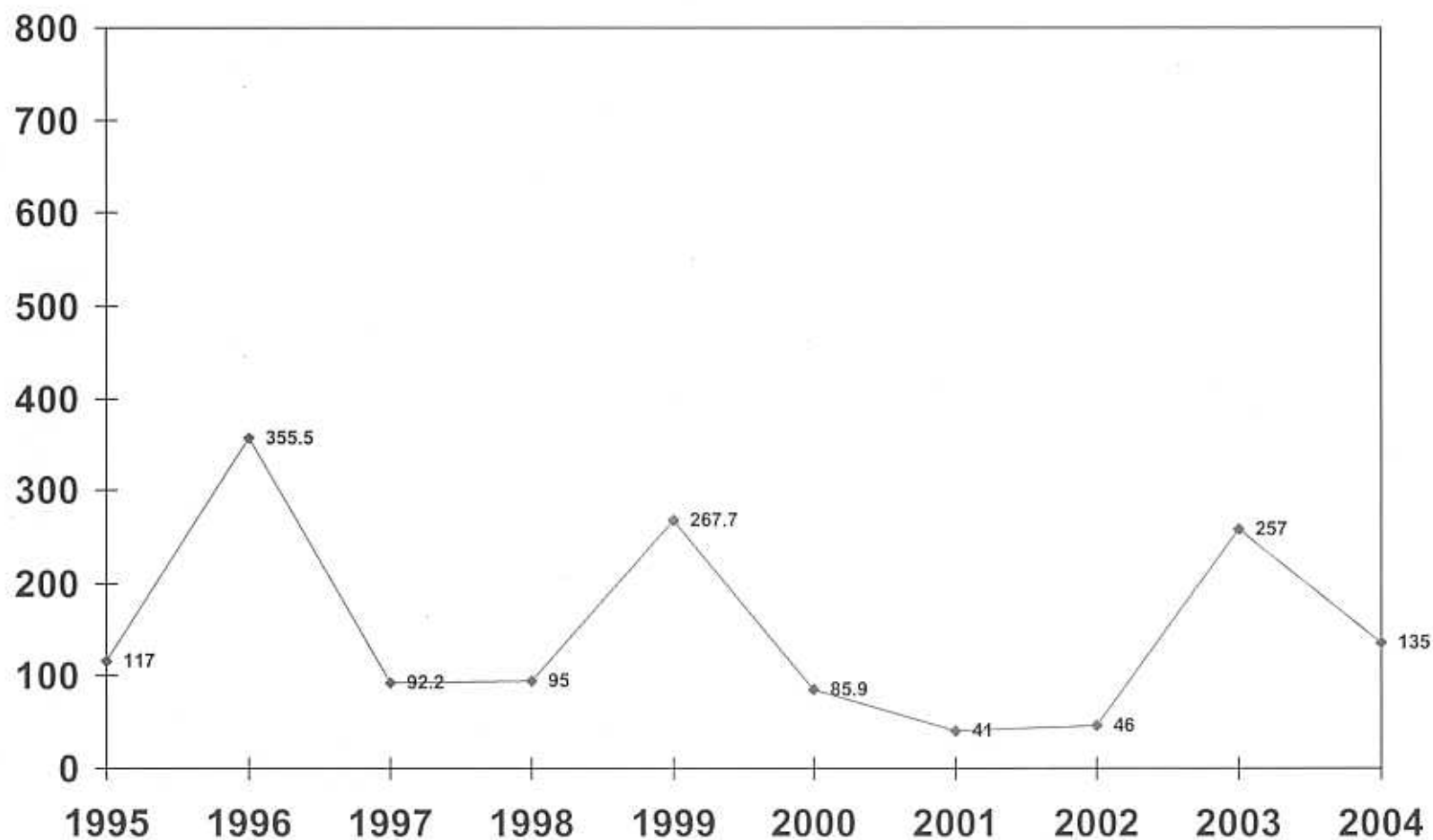
\* LESS THAN \$500

PAGE 80

AS OF 30 SEP 04

# MILITARY ASSISTANCE PROGRAM

INCLUDES MASF, EMERGENCY DRAWDOWNS, AND OTHER GRANT ASSISTANCE  
(Dollars in Millions)





MILITARY ASSISTANCE PROGRAM  
INCLUDES MASF, EMERGENCY DRAWDOWNS, AND OTHER GRANT ASSISTANCE; EXCLUDES TRAINING

(DOLLARS IN THOUSANDS)

FY 2000	FY 2001	FY 2002	FY 2003	FY 2004	FY 1950 FY 2004	
85,918	41,000	46,000	257,000	135,000	57,499,209	WORLDWIDE
-	-	10,000	-	-	29,105,571	EAST ASIA AND PACIFIC
-	-	-	-	-	151	AUSTRALIA
-	-	-	-	-	1,177,163	CAMBODIA
-	-	-	-	-	-	EAST TIMOR
-	-	-	-	-	708,977	INDOCHINA
-	-	-	-	-	236,322	INDONESIA
-	-	-	-	-	810,276	JAPAN
-	-	-	-	-	5,471,719	KOREA (SEOUL) A/
-	-	-	-	-	1,471,876	LAOS A/
-	-	-	-	-	72,134	MYANMAR
-	-	10,000 L/	-	-	649,435	REP OF PHILIPPINES A/
-	-	-	-	-	2,554,637	TAIWAN
-	-	-	-	-	1,176,030	THAILAND A/
-	-	-	-	-	14,776,851	VIETNAM A/
9,000	5,000	7,000	257,000	135,000	3,730,429	NEAR EAST AND SOUTH ASIA
-	-	2,000 L/	158,000 W/	135,000 X/	295,002	AFGHANISTAN
-	-	-	-	-	5,769	BANGLADESH
-	-	-	-	-	13,500	EGYPT
-	-	-	-	-	90,256	INDIA
-	-	-	-	-	766,733	IRAN
5,000 S/	-	-	92,000 V/	-	156,208	IRAQ
-	-	-	-	-	938,832	ISRAEL
-	-	-	7,000 W/	-	667,473	JORDAN
-	-	-	-	-	13,585	LEBANON
-	-	-	-	-	12,624	LIBYA
-	-	-	-	-	29,600	MOROCCO
-	-	-	-	-	1,678	NEPAL
-	-	-	-	-	652,831	PAKISTAN
-	-	-	-	-	23,868	SAUDI ARABIA
-	-	-	-	-	3,167	SRI LANKA
4,000 M/	5,000 T/	5,000 U/	-	-	59,304	TUNISIA
-	-	25,000	-	-	19,066,673	EUROPE
-	-	-	-	-	96,310	AUSTRIA
-	-	-	-	-	1,203,784	BELGIUM
-	-	-	-	-	100,000	BOSNIA-HERZEGOVINA
-	-	-	-	-	587,066	DENMARK
-	-	-	-	-	4,045,066	FRANCE
-	-	25,000 L/T/	-	-	25,000	GEORGIA
-	-	-	-	-	884,774	GERMANY
-	-	-	-	-	1,673,183	GREECE
-	-	-	-	-	7,000	HUNGARY

TOTALS MAY NOT ADD DUE TO ROUNDING

\* LESS THAN \$500

MILITARY ASSISTANCE PROGRAM (CONTINUED)  
INCLUDES MASF, EMERGENCY DRAWDOWNS, AND OTHER GRANT ASSISTANCE; EXCLUDES TRAINING

(DOLLARS IN THOUSANDS)

	FY 1950 FY 1994	FY 1995	FY 1996	FY 1997	FY 1998	FY 1999
<u>EUROPE (CONTINUED)</u>						
ITALY	2,243,742	-	-	-	-	-
LUXEMBOURG	7,753	-	-	-	-	-
NETHERLANDS	1,178,056	-	-	-	-	-
NORWAY	862,177	-	-	-	-	-
PORTUGAL	523,068 B/	-	-	-	-	-
SERBIA AND MONTENEGR	-	-	-	-	-	-
SPAIN	689,894	-	-	-	-	-
TURKEY	3,170,169 D/	-	-	-	-	-
UNITED KINGDOM	1,012,855	32,000	-	-	-	-
YUGOSLAVIA	689,570	-	-	-	-	35,000 P/
<u>AFRICA</u>	<u>384,703</u>	<u>-</u>	<u>27,133</u>	<u>-</u>	<u>-</u>	<u>3,000</u>
BENIN	55	-	-	-	-	-
BOTSWANA	-	-	-	-	-	-
BURKINA FASO	57	-	-	-	-	-
CAMEROON	239	-	-	-	-	-
CHAD	52,518 B/C/	-	-	-	-	-
CONGO (KINSHASA)	23,308	-	-	-	-	-
ERITREA	-	-	10,000	-	-	-
ETHIOPIA	182,958	-	-	-	-	-
GHANA	-	-	-	-	-	-
GUINEA	810	-	-	-	-	-
IVORY COAST	54	-	-	-	-	-
KENYA	-	-	-	-	-	-
LIBERIA	6,249	-	15,000	-	-	-
MALI	1,865	-	-	-	-	-
NIGER	52	-	-	-	-	-
NIGERIA	-	-	-	-	-	-
RWANDA	75,000 C/	-	-	-	-	-
SENEGAL	11,066 C/	-	-	-	-	3,000 N/
SIERRA LEONE	-	-	-	-	-	-
SOMALIA	28,750 C/	-	-	-	-	-
SUDAN	1,721	-	-	-	-	-
UGANDA	-	-	2,133	-	-	-
<u>WESTERN HEMISPHERE</u>	<u>996,669</u>	<u>5,000</u>	<u>76,000</u>	<u>57,000</u>	<u>70,000</u>	<u>144,700</u>
ANTIGUA & BARBUDA	-	-	-	-	12,442 K/	-
ARGENTINA	49,022	-	-	-	-	-
BAHAMAS	-	-	-	-	-	-
BARBADOS	-	-	8,500 C/	1,480 J/	161 K/	-
BELIZE	405	-	-	-	-	-
BOLIVIA	44,883	-	-	-	12,020 K/	-
BRAZIL	207,163	-	-	-	2,003 K/	-
CHILE	83,931	-	-	-	-	-

TOTALS MAY NOT ADD DUE TO ROUNDING

\* LESS THAN \$500

MILITARY ASSISTANCE PROGRAM (CONTINUED)  
INCLUDES MASF, EMERGENCY DRAWDOWNS, AND OTHER GRANT ASSISTANCE; EXCLUDES TRAINING

(DOLLARS IN THOUSANDS)

FY 2000	FY 2001	FY 2002	FY 2003	FY 2004	FY 1950 FY 2004	
-	-	-	-	-	2,243,742	ITALY
-	-	-	-	-	7,753	LUXEMBOURG
-	-	-	-	-	1,178,056	NETHERLANDS
-	-	-	-	-	862,177	NORWAY
-	-	-	-	-	523,068	PORTUGAL
-	-	-	-	-	-	SERBIA AND MONTENEGRO
-	-	-	-	-	689,894	SPAIN
-	-	-	-	-	3,170,169	TURKEY
-	-	-	-	-	1,044,855	UNITED KINGDOM
-	-	-	-	-	724,570	YUGOSLAVIA
55,600	36,000	4,000	-	-	510,436	AFRICA
37,600 R/	-	-	-	-	55	BENIN
-	-	-	-	-	37,600	BOTSWANA
-	-	-	-	-	57	BURKINA FASO
-	-	-	-	-	239	CAMEROON
-	-	-	-	-	52,518	CHAD
-	-	-	-	-	23,308	CONGO (KINSHASA)
-	-	-	-	-	10,000	ERITREA
-	6,323 Q/	4,000 L/	-	-	182,958	ETHIOPIA
-	-	-	-	-	10,323	GHANA
-	-	-	-	-	810	GUINEA
-	-	-	-	-	54	IVORY COAST
-	-	-	-	-	-	KENYA
-	-	-	-	-	21,249	LIBERIA
-	-	-	-	-	1,865	MALI
-	-	-	-	-	52	NIGER
-	5,398 Q/	-	-	-	5,398	NIGERIA
-	-	-	-	-	75,000	RWANDA
-	3,387 Q/	-	-	-	14,453	SENEGAL
18,000 Q/	20,891 Q/	-	-	-	41,891	SIERRA LEONE
-	-	-	-	-	28,750	SOMALIA
-	-	-	-	-	1,721	SUDAN
-	-	-	-	-	2,133	UGANDA
20,000	-	-	-	-	1,369,369	WESTERN HEMISPHERE
-	-	-	-	-	12,442	ANTIGUA & BARBUDA
-	-	-	-	-	49,022	ARGENTINA
-	-	-	-	-	-	BAHAMAS
-	-	-	-	-	10,141	BARBADOS
-	-	-	-	-	405	BELIZE
-	-	-	-	-	56,903	BOLIVIA
-	-	-	-	-	209,166	BRAZIL
-	-	-	-	-	83,931	CHILE

TOTALS MAY NOT ADD DUE TO ROUNDING

\* LESS THAN \$500

MILITARY ASSISTANCE PROGRAM (CONTINUED)  
INCLUDES MASF, EMERGENCY DRAWDOWNS, AND OTHER GRANT ASSISTANCE; EXCLUDES TRAINING

(DOLLARS IN THOUSANDS)

	FY 1950 FY 1994	FY 1995	FY 1996	FY 1997	FY 1998	FY 1999
<u>WESTERN HEMISPHERE (CONTINUED)</u>						
COLOMBIA	173,623 C/	-	40,500 C/	14,200 J/	31,256 K/	59,000 K/
COSTA RICA	930	-	-	-	-	-
CUBA	8,552	-	-	-	-	-
DOMINICA	-	-	-	5 J/	30 K/	-
DOMINICAN REPUBLIC	36,549 C/	-	-	-	450 K/	-
ECUADOR	40,081 C/	-	-	-	1,797 K/	5,000 K/
EL SALVADOR	74,238	-	-	-	-	15,000 L/
GRENADA	-	-	-	5 J/	52 K/	-
GUATEMALA	16,247	-	-	-	726 K/	15,000 L/
GUYANA	-	-	-	-	-	-
HAITI	52,427 C/	5,000 C/	1,000 C/	-	-	-
HONDURAS	25,603	-	-	-	545 K/	25,000 L/
JAMAICA	12,912 C/	-	-	-	1,200 K/	-
MEXICO	27,929 C/	-	-	37,000 K/	500 K/	-
NICARAGUA	7,668	-	-	-	-	20,000 L/
PANAMA	4,392	-	-	-	-	700 K/
PARAGUAY	9,325	-	-	-	-	-
PERU	74,952	-	13,750 C/	2,300 J/	5,386 K/	5,000 K/
ST KITTS AND NEVIS	-	-	-	5 J/	71 K/	-
ST LUCIA	-	-	-	5 J/	20 K/	-
ST VINCENT + GREN.	-	-	-	-	341 K/	-
TRINIDAD + TOBAGO	-	-	-	-	1,000 K	-
URUGUAY	45,804	-	-	-	-	-
VENEZUELA	33	-	12,250 C/	1,000 J/	-	-
<u>INTERNATL. ORG. AND VARIOUS</u>	<u>1,709,479</u>	<u>-</u>	<u>-</u>	<u>-</u>	<u>-</u>	<u>-</u>
<u>GEN. AND REG. COSTS</u>	<u>2,002,204</u>	<u>-</u>	<u>4,303</u>	<u>627</u>	<u>-</u>	<u>-</u>

TOTALS MAY NOT ADD DUE TO ROUNDING

\* LESS THAN \$500

MILITARY ASSISTANCE PROGRAM (CONTINUED)  
INCLUDES MASF, EMERGENCY DRAWDOWNS, AND OTHER GRANT ASSISTANCE; EXCLUDES TRAINING

(DOLLARS IN THOUSANDS)

<u>FY 2000</u>	<u>FY 2001</u>	<u>FY 2002</u>	<u>FY 2003</u>	<u>FY 2004</u>	<u>FY 1950</u> <u>FY 2004</u>	
-	-	-	-	-	318,579	WESTERN HEMISPHERE (CONTINUED)
-	-	-	-	-	930	COLOMBIA
-	-	-	-	-	8,552	COSTA RICA
-	-	-	-	-	35	CUBA
-	-	-	-	-	36,999	DOMINICA
-	-	-	-	-	46,878	DOMINICAN REPUBLIC
-	-	-	-	-	89,238	ECUADOR
-	-	-	-	-	54	EL SALVADOR
-	-	-	-	-	31,973	GRENADA
-	-	-	-	-	-	GUATEMALA
-	-	-	-	-	58,427	GUYANA
-	-	-	-	-	51,148	HAITI
-	-	-	-	-	14,112	HONDURAS
-	-	-	-	-	65,429	JAMAICA
-	-	-	-	-	27,668	MEXICO
-	-	-	-	-	5,092	NICARAGUA
-	-	-	-	-	9,325	PANAMA
-	-	-	-	-	101,388	PARAGUAY
-	-	-	-	-	76	PERU
-	-	-	-	-	25	ST KITTS AND NEVIS
-	-	-	-	-	341	ST LUCIA
-	-	-	-	-	1,000	ST VINCENT + GREN.
-	-	-	-	-	45,804	TRINIDAD + TOBAGO
20,000 L/	-	-	-	-	33,283	URUGUAY
1,318	-	-	-	-	1,612,391	VENEZUELA
-	-	-	-	-	2,007,134	INTERNATL. ORG. AND VARIOUS
-	-	-	-	-	-	GEN. AND REG. COSTS

TOTALS MAY NOT ADD DUE TO ROUNDING

\* LESS THAN \$500



MILITARY ASSISTANCE PROGRAM (CONTINUED)  
INCLUDES MASF, EMERGENCY DRAWDOWNS, AND OTHER GRANT ASSISTANCE; EXCLUDES TRAINING

NOTE: INCLUDED IN THE DATA FOR FY 1991, 1992 AND 1993 ARE TRANSFERS OF EXCESS DEFENSE ARTICLES (EDA) UNDER SECTION 519 OF THE FOREIGN ASSISTANCE ACT OF 1961, AS AMENDED. THESE EDA TRANSFERS ARE INTENDED TO HELP MODERNIZE THE MILITARY CAPABILITIES OF COUNTRIES WHICH ARE RECIPIENTS OF FOREIGN MILITARY FINANCING (PMF).

A/ DURING THE PERIOD FY 66-75, GRANT AID FUNDING IN SUPPORT OF ACTIVITIES IN SOUTHEAST ASIA WAS A PART OF THE REGULAR DOD APPROPRIATION AND WAS IDENTIFIED FOR PROGRAMMING PURPOSES AS MILITARY ASSISTANCE SERVICE FUNDED (MASF) PROGRAMS. THE FUNDS WERE USED FOR PROVIDING MILITARY EQUIPMENT AND RELATED SERVICES AND TRAINING TO THOSE COUNTRIES ENGAGED IN THE HOSTILITIES IN SOUTHEAST ASIA, I.E., KOREA, LAOS, PHILIPPINES, THAILAND, AND VIETNAM. ALSO INCLUDED ARE TRANSFERS TO KOREA UNDER SECTION 3, P.L. 91-952, DATED JANUARY 5, 1971 AND SECTION 23 OF P.L. 95-384, DATED SEPTEMBER 26, 1978, AS WELL AS THE TRANSFER OF AMMUNITION TO THAILAND UNDER SECTION 24 OF P.L. 96-92, DATED OCTOBER 29, 1979.

B/ INCLUDES MAP MERGER FUNDS FOR PORTUGAL OF \$6.5 MILLION IN FY 1982, \$25.0 MILLION IN FY 1983, AND \$10.0 MILLION IN FY 1984; FOR CHAD \$110 THOUSAND IN FY 1984.

C/ EXCEPT FOR CHAD (1987) WHERE \$25.0 MILLION WAS AUTHORIZED, AMOUNTS SHOWN FOR SECTION 506 AND OTHER DRAWDOWNS REFLECT THE AMOUNTS AUTHORIZED IN PRESIDENTIAL DETERMINATIONS, BEGINNING IN FY 1986, NOT THE VALUE OF PROGRAM DIRECTIVES ISSUED AGAINST PRESIDENTIAL DETERMINATIONS, AS REPORTED IN PREVIOUS FISCAL YEARS.

D/ INCLUDES SECTION 506 FUNDING OF \$75.0 MILLION FOR KURDISH RELIEF.

E/ LA ANTI-NARCOTICS ASSISTANCE OF \$53.3 MILLION ALLOCATED AS FOLLOWS: BELIZE \$.5 MILLION; BOLIVIA \$7.8 MILLION; COLOMBIA \$20.0 MILLION; ECUADOR \$3.0 MILLION; JAMAICA \$5.0 MILLION; MEXICO \$17.0 MILLION.

F/ REPRESENTS SECTION 506 DRAWDOWN PURSUANT TO PRESIDENTIAL DETERMINATION 94-50, DATED SEPTEMBER 19, 1994, FOR THE COUNTRIES PARTICIPATING IN THE MULTINATIONAL COALITION TO RESTORE DEMOCRACY TO HAITI. PARTICIPATING COUNTRIES INCLUDE ANTIGUA-BARBUDA, ARGENTINA, AUSTRALIA, BAHAMAS, BANGLADESH, BARBADOS, BELIZE, BENIN, BOLIVIA, DENMARK, DOMINICA, FRANCE, GRENADA, GUATEMALA, GUYANA, ISRAEL, JAMAICA, JORDAN, NEPAL, NETHERLANDS, NORWAY, THE PHILIPPINES, POLAND, ST. LUCIA, ST. KITTS, ST. VINCENT AND THE GRENADINES, TRINIDAD AND TOBAGO, AND THE UNITED KINGDOM.

G/ REPRESENTS SECTION 552(C)(2) DRAWDOWN PURSUANT TO PRESIDENTIAL DETERMINATION 93-43, DATED 30 SEPTEMBER 1993, FOR THE PROVISION OF COMMODITIES AND SERVICES TO SUPPORT PEACEKEEPING OPERATIONS RELATED TO THE REESTABLISHMENT OF POLICE FORCES IN SOMALIA.

H/ REPRESENTS SECTION 506 DRAWDOWNS PURSUANT TO PRESIDENTIAL DETERMINATIONS 95-29, 95-33, AND 95-34 TO SUPPORT UN RAPID REACTION FORCE (RRF) IN BOSNIA-HERCEGOVINA.

I/ REPRESENTS SECTION 506 AND SECTION 552, FOREIGN ASSISTANCE ACT, DRAWDOWNS PURSUANT TO PRESIDENTIAL DETERMINATION SIGNED DECEMBER 11, 1996, IN THE AMOUNT OF \$4.0 MILLION FOR THE MULTINATIONAL TURCOMAN CEASEFIRE MONITORING FORCE AND PRESIDENTIAL DETERMINATION 97-14, SIGNED DECEMBER 27, 1996, IN THE AMOUNT OF \$10.0 MILLION FOR REPATRIATION OF IRAQI KURDS TO THE UNITED STATES.

J/ REPRESENTS SECTION 506 DRAWDOWNS FOR LATIN AMERICA COUNTERNARCOTICS ASSISTANCE IN THE AMOUNT OF \$20.0 MILLION PURSUANT TO PRESIDENTIAL DETERMINATION PD97-38, SIGNED SEPTEMBER 30, 1997, AND \$75.0 MILLION PURSUANT TO PD98-41, SIGNED SEPTEMBER 30, 1998.

K/ REPRESENTS SECTION 506 DRAWDOWNS FOR COUNTERNARCOTICS ASSISTANCE IN THE AMOUNT OF \$37.0 MILLION PURSUANT TO PRESIDENTIAL DETERMINATION 97-9, SIGNED DECEMBER, 2, 1996.

TOTALS MAY NOT ADD DUE TO ROUNDING

\* LESS THAN \$500

MILITARY ASSISTANCE PROGRAM (CONTINUED)  
INCLUDES MASF, EMERGENCY DRAWDOWNS, AND OTHER GRANT ASSISTANCE; EXCLUDES TRAINING

L/ REPRESENTS SECTION 506 DRAWDOWNS FOR DISASTER RELIEF (HURRICANE MITCH) PURSUANT TO PRESIDENTIAL DETERMINATION 99-03, SIGNED NOVEMBER 6, 1998, IN THE AMOUNT OF \$30.0 MILLION AND 99-04, SIGNED NOVEMBER 14, 1998 IN THE AMOUNT OF \$45.0 MILLION FOR HONDURAS, NICARAGUA, EL SALVADOR AND GUATEMALE; 2000-09, SIGNED DECEMBER 23, 1999, (FLOOD RELIEF) FOR VENEZUELA IN THE AMOUNT OF 20.0 MILLION.

M/ REPRESENTS DRAWDOWNS AUTHORIZED BY THE 1999 FOREIGN OPERATIONS, EXPORT FINANCING AND RELATED PROGRAMS APPROPRIATIONS ACT FOR DEFENSE ARTICLES AND SERVICES PURSUANT TO PRESIDENTIAL DETERMINATIONS 99-18, SIGNED MARCH 25, 1999, FOR JORDAN (\$25.0 MILLION); AND FOR TUNISIA 99-32, SIGNED JULY 1, 1999, (\$5.0 MILLION) AND 2000-033, SIGNED SEPTEMBER 29, 2000, (\$4.0 MILLION).

N/ REPRESENTS SECTION 506 DRAWDOWNS FOR NONLETHAL EMERGENCY MILITARY ASSISTANCE TO STATES PARTICIPATING IN THE ECONOMIC COMMUNITY OF WEST AFRICAN STATES' MONITORING GROUP (ECOMOG) IN THE AMOUNT OF \$3.0 MILLION PURSUANT TO PRESIDENTIAL DETERMINATION 99-34, SIGNED AUGUST 13, 1999. THE PARTICIPATING COUNTRIES ARE NIGERIA, GHANA, SIERRA LEONE AND GUINEA.

O/ REPRESENTS SECTION 506 DRAWDOWN TO SUPPORT MULINATIONAL FORCES PARTICIPATING IN INTERNATIONAL OPERATIONS IN EAST TIMOR PURSUANT TO PRESIDENTIAL DETERMINATION 99-39, SIGNED SEPTEMBER 21 1999. PARTICIPATING COUNTRIES ARE PHILIPPINES, NEW ZEALAND, THAILAND AND KENYA.

P/ REPRESENTS DRAWDOWNS AUTHORIZED BY THE 1999 FOREIGN OPERATIONS, EXPORT FINANCING AND RELATED PROGRAMS APPROPRIATIONS ACT FOR DEFENSE ARTICLES AND SERVICES PURSUANT TO PRESIDENTIAL DETERMINATIONS 99-35, SIGNED AUGUST 17, 1999, FOR KOSOVO (FORMERLY YUGOSLAVIA) IN THE AMOUNT OF \$5.0 MILLION; 99-20, SIGNED MARCH 31, 1999, TO SUPPORT INTERNATIONAL PEACEKEEPING RELIEF EFFORTS FOR KOSOVO REFUGEES IN THE AMOUNT OF \$25.0 MILLION; 99-40, SEPTEMBER 21, 1999 TO SUPPORT DEVELOPMENT OF THE KOSOVO PROTECTION CORPS IN THE AMOUNT OF \$5.0 MILLION.

Q/ REPRESENTS SECTION 506 DRAWDOWN IN SUPPORT OF THE UNITED NATIONS MISSION IN SIERRA LEONE PURSUANT TO PRESIDENTIAL DETERMINATION 2000-27, SIGNED JULY 21, 2000 IN THE AMOUNT OF \$18.0 MILLION, AND 2001-04, SIGNED DECEMBER 11, 2000 IN THE AMOUNT OF \$36.0 MILLION.

R/ REPRESENTS SECTION 506 DRAWDOWN TO PROVIDE INTERNATIONAL DISASTER ASSISTANCE TO SOUTHERN AFRICA INCLUDING MOZAMBIQUE, SOUTH AFRICA, ZIMBABWE AND BOTSWANA PURSUANT TO PRESIDENTIAL DETERMINATION 2000-17, SIGNED MARCH 2, 2000.

S/ REPRESENTS DRAWDOWN UNDER THE IRAQ LIBERATION ACT OF 1998 (P.L. 105-339) TO PROVIDE MILITARY ARTICLES, EDUCATION AND TRAINING PURSUANT TO PRESIDENTIAL DETERMINATION 2000-05, SIGNED 29 OCTOBER 1999, IN THE AMOUNT OF \$5.0 MILLION.

T/ REPRESENTS DRAWDOWN UNDER THE FOREIGN OPERATIONS, EXPORT FINANCING AND RELATED PROGRAMS APPROPRIATIONS ACT OF 2001 (P.L. 106-429) TO PROVIDE MILITARY ARTICLES, EDUCATION AND TRAINING PURSUANT TO PRESIDENTIAL DETERMINATION 2001-24, SIGNED AUGUST 18, 2001 IN THE AMOUNT OF \$5.0 MILLION.

U/ REPRESENTS DRAWDOWN UNDER THE KENNETH M. LUDDEN FOREIGN OPERATIONS, EXPORT FINANCING, AND RELATED PROGRAMS APPROPRIATIONS ACT TITLE III MILITARY ASSISTANCE ACT, 2002 (P.L. 107-115) PURSUANT TO PRESIDENTIAL DETERMINATION 2002-28, SIGNED AUGUST 14, 2002 IN THE AMOUNT OF \$5.0 MILLION FOR TUNISIA.

V/ REPRESENTS DRAWDOWN UNDER THE IRAQ LIBERATION ACT OF 1998 (P.L. 105-338) PURSUANT TO PRESIDENTIAL DETERMINATION 2003-06, SIGNED DECEMBER 7, 2002 IN THE AMOUNT OF \$92 MILLION TO PROVIDE ASSISTANCE TO IRAQI OPPOSITION GROUPS.

TOTALS MAY NOT ADD DUE TO ROUNDING

\* LESS THAN \$500

MILITARY ASSISTANCE PROGRAM (CONTINUED)  
INCLUDES MASF, EMERGENCY DRAWDOWNS, AND OTHER GRANT ASSISTANCE; EXCLUDES TRAINING

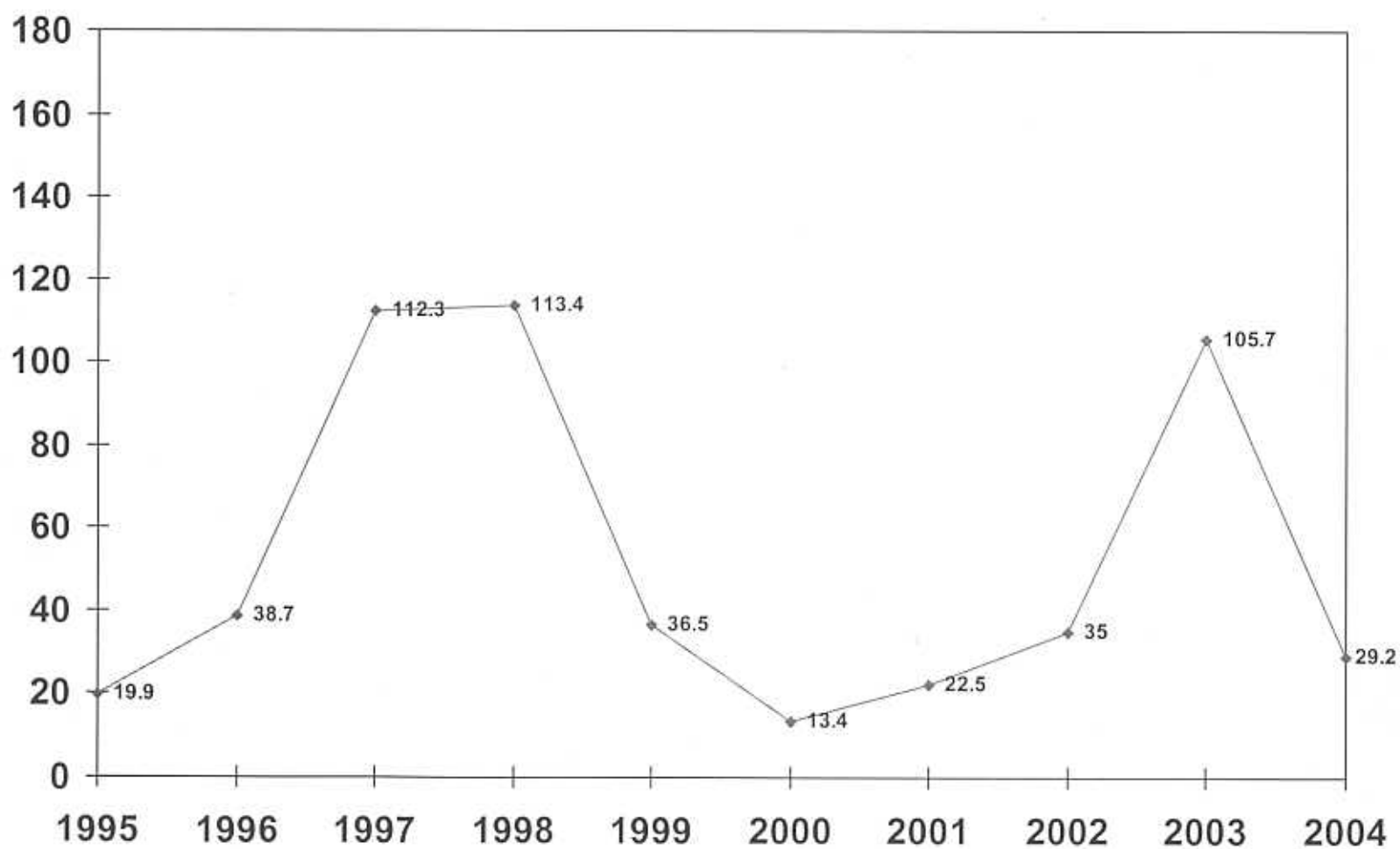
W/ REPRESENTS DRAWDOWN UNDER THE AFGHANISTAN FREEDOM SUPPORT ACT (P.L. 107-327), PURSUANT TO PRESIDENTIAL DETERMINATION 2003-15, SIGNED FEBRUARY 13, 2003 IN THE AMOUNT OF \$165 MILLION; \$158 MILLION FOR THE TRANSITIONAL ISLAMIC STATE OF AFGHANISTAN AND \$7 MILLION TO JORDAN TO ASSIST IN ITS OPERATIONS IN AFGHANISTAN.

X/ REPRESENTS DRAWDOWN UNDER THE AFGHANISTAN FREEDOM SUPPORT ACT (P.L. 107-327), PURSUANT TO PRESIDENTIAL DETERMINATION 2004-15, SIGNED DECEMBER 16, 2003 IN THE AMOUNT OF \$135 MILLION FOR THE TRANSITIONAL ISLAMIC STATE OF AFGHANISTAN.

TOTALS MAY NOT ADD DUE TO ROUNDING

\* LESS THAN \$500

**MILITARY ASSISTANCE PROGRAM DEL/EXP**  
INCLUDES MASF, EMERGENCY DRAWDOWNS, AND OTHER GRANT ASSISTANCE  
(Dollars in Millions)



MILITARY ASSISTANCE PROGRAM DELIVERIES/EXPENDITURES  
INCLUDES MASF, EMERGENCY DRAWDOWNS, AND OTHER GRANT ASSISTANCE; EXCLUDES TRAINING

(DOLLARS IN THOUSANDS)

	FY 1950 FY 1994	FY 1995	FY 1996	FY 1997	FY 1998	FY 1999
WORLDWIDE	54,977,641	19,962	38,741	112,370	113,486	36,578
EAST ASIA AND PACIFIC	29,012,192	-	10	-	-	9,000
CAMBODIA	1,177,163	-	-	-	-	-
EAST TIMOR	-	-	-	-	-	9,000
INDOCHINA	708,977	-	-	-	-	-
INDONESIA	192,322	-	-	-	-	-
JAPAN	810,276	-	-	-	-	-
KOREA (SEOUL)	5,471,665	-	-	-	-	-
LAOS	1,460,076	-	10	-	-	-
MYANMAR	72,134	-	-	-	-	-
REP OF PHILIPPINES	622,064	-	-	-	-	-
TAIWAN	2,554,637	-	-	-	-	-
THAILAND	1,169,028	-	-	-	-	-
VIETNAM	14,773,851	-	-	-	-	-
NEAR EAST AND SOUTH ASIA	2,335,010	1,807	10,765	18,881	67,341	7,522
AFGHANISTAN	2	-	-	-	-	-
BANGLADESH	3,969	55	-	-	-	-
EGYPT	1,453	1,607	-	-	-	-
INDIA	90,256	-	-	-	-	-
IRAN	766,733	-	-	-	-	-
IRAQ	45,208	-	-	2,543	-	-
ISRAEL	160,022	5	100	-	-	-
JORDAN	489,711	-	10,665	16,338	67,341	7,450
LEBANON	13,585	-	-	-	-	-
LIBYA	12,624	-	-	-	-	-
MOROCCO	29,600	-	-	-	-	-
NEPAL	1,678	140	-	-	-	-
PAKISTAN	652,831	-	-	-	-	-
SAUDI ARABIA	23,868	-	-	-	-	-
SRI LANKA	3,167	-	-	-	-	-
TUNISIA	40,304	-	-	-	-	71
EUROPE	18,862,781	12,292	19,640	64,388	2,678	54
AUSTRIA	96,310	-	-	-	-	-
BELGIUM	1,203,784	-	-	-	-	-
BOSNIA-HERZEGOVINA	-	228	19,640	64,388	2,678	54
DENMARK	587,274	-	-	-	-	-
FRANCE	4,045,066	2,742	-	-	-	-
GEORGIA	-	-	-	-	-	-
GERMANY	884,774	-	-	-	-	-
GREECE	1,673,183	-	-	-	-	-
ITALY	2,243,742	-	-	-	-	-
LUXEMBOURG	7,753	-	-	-	-	-

TOTALS MAY NOT ADD DUE TO ROUNDING

\* LESS THAN \$500

MILITARY ASSISTANCE PROGRAM DELIVERIES/EXPENDITURES  
INCLUDES MASF, EMERGENCY DRAWDOWNS, AND OTHER GRANT ASSISTANCE; EXCLUDES TRAINING

(DOLLARS IN THOUSANDS)

<u>FY 2000</u>	<u>FY 2001</u>	<u>FY 2002</u>	<u>FY 2003</u>	<u>FY 2004</u>	<u>FY 1950</u> <u>FY 2004</u>	
13,468	22,521	35,036	105,755	29,226	55,504,783	<u>WORLDWIDE</u>
-	-	6,634	-	-	29,027,836	<u>EAST ASIA AND PACIFIC</u>
-	-	-	-	-	1,177,163	CAMBODIA
-	-	-	-	-	9,000	EAST TIMOR
-	-	-	-	-	708,977	INDOCHINA
-	-	-	-	-	192,322	INDONESIA
-	-	-	-	-	810,276	JAPAN
-	-	-	-	-	5,471,665	KOREA (SEOUL)
-	-	-	-	-	1,460,086	LAOS
-	-	-	-	-	72,134	MYANMAR
-	-	6,634	-	-	628,698	REP OF PHILIPPINES
-	-	-	-	-	2,554,637	TAIWAN
-	-	-	-	-	1,169,028	THAILAND
-	-	-	-	-	14,773,851	VIETNAM
9,429	17,671	13,730	91,818	149	2,574,122	<u>NEAR EAST AND SOUTH ASIA</u>
-	-	1,024	70,687	-	71,713	AFGHANISTAN
-	-	*	-	-	4,024	BANGLADESH
-	-	-	-	-	3,059	EGYPT
-	-	-	-	-	90,256	INDIA
-	-	922	19,970	149	766,883	IRAN
-	-	-	-	-	68,643	IRAQ
-	-	-	-	-	160,126	ISRAEL
8,029	10,730	8,038	982	-	619,283	JORDAN
-	-	-	-	-	13,585	LEBANON
-	-	-	-	-	12,624	LIBYA
-	-	-	-	-	29,600	MOROCCO
-	-	-	-	-	1,818	NEPAL
-	-	-	-	-	652,831	PAKISTAN
-	-	-	-	-	23,868	SAUDI ARABIA
-	-	-	-	-	3,167	SRI LANKA
1,400	6,941	3,746	179	-	52,641	TUNISIA
-	-	12,188	-	23,500	18,997,520	<u>EUROPE</u>
-	-	-	-	-	96,310	AUSTRIA
-	-	-	-	-	1,203,784	BELGIUM
-	-	160	-	-	87,149	BOSNIA-HERZEGOVINA
-	-	-	-	-	587,274	DENMARK
-	-	-	-	-	4,047,809	FRANCE
-	-	12,027	-	-	12,027	GEORGIA
-	-	-	-	-	884,774	GERMANY
-	-	-	-	-	1,673,183	GREECE
-	-	-	-	-	2,243,742	ITALY
-	-	-	-	-	7,753	LUXEMBOURG

TOTALS MAY NOT ADD DUE TO ROUNDING

\* LESS THAN \$500

MILITARY ASSISTANCE PROGRAM DELIVERIES/EXPENDITURES (CONTINUED)  
INCLUDES MASF, EMERGENCY DRAWDOWNS, AND OTHER GRANT ASSISTANCE; EXCLUDES TRAINING

(DOLLARS IN THOUSANDS)

	FY 1950 FY 1994	FY 1995	FY 1996	FY 1997	FY 1998	FY 1999
<u>EUROPE (CONTINUED)</u>						
NETHERLANDS	1,178,056	133	-	-	-	-
NORWAY	862,177	-	-	-	-	-
PORTUGAL	523,068	-	-	-	-	-
SERBIA AND MONTENEGR	-	-	-	-	-	-
SPAIN	689,885	-	-	-	-	-
TURKEY	3,165,286	-	-	-	-	-
UNITED KINGDOM	1,012,855	9,189	-	-	-	-
YUGOSLAVIA	689,570	-	-	-	-	-
<u>AFRICA</u>	<u>287,116</u>	<u>-</u>	<u>1,525</u>	<u>2,298</u>	<u>-</u>	<u>1,687</u>
BENIN	55	-	-	2	-	-
BURKINA FASO	57	-	-	-	-	-
CAMEROON	239	-	-	-	-	-
CHAD	52,099	-	-	-	-	-
CONGO (KINSHASA)	23,308	-	-	-	-	-
ERITREA	-	-	1,525	-	-	-
ETHIOPIA	182,948	-	-	-	-	-
GHANA	-	-	-	-	-	-
GUINEA	810	-	-	-	-	-
IVORY COAST	54	-	-	-	-	-
KENYA	-	-	-	-	-	-
LIBERIA	5,388	-	-	-	-	-
MALI	1,865	-	-	-	-	-
NIGER	52	-	-	-	-	-
NIGERIA	-	-	-	-	-	-
SENEGAL	10,655	-	-	164	-	-
SIERRA LEONE	-	-	-	-	-	1,687
SOMALIA	7,865	-	-	-	-	-
SUDAN	1,721	-	-	-	-	-
UGANDA	-	-	-	2,133	-	-
<u>WESTERN HEMISPHERE</u>	<u>876,888</u>	<u>5,864</u>	<u>6,802</u>	<u>20,157</u>	<u>42,875</u>	<u>18,315</u>
ANTIGUA & BARBUDA	-	1	-	39	3,574	1,941
ARGENTINA	34,020	14	-	-	-	-
BAHAMAS	-	4	-	-	-	-
BARBADOS	-	3	-	-	169	-
BELIZE	392	3	-	-	-	-
BOLIVIA	39,785	15	-	-	4,634	577
BRAZIL	206,910	-	-	-	2,256	-
CHILE	83,931	-	-	-	-	-
COLOMBIA	152,611	-	-	12,829	21,776	10,777
COSTA RICA	930	-	-	-	-	-
CUBA	8,552	-	-	-	-	-

TOTALS MAY NOT ADD DUE TO ROUNDING

\* LESS THAN \$500

MILITARY ASSISTANCE PROGRAM DELIVERIES/EXPENDITURES (CONTINUED)  
INCLUDES MASF, EMERGENCY DRAWDOWNS, AND OTHER GRANT ASSISTANCE; EXCLUDES TRAINING

(DOLLARS IN THOUSANDS)

<u>FY 2000</u>	<u>FY 2001</u>	<u>FY 2002</u>	<u>FY 2003</u>	<u>FY 2004</u>	<u>FY 1950</u> <u>FY 2004</u>	
-	-	-	-	-	1,178,188	NETHERLANDS
-	-	-	-	-	862,177	NORWAY
-	-	-	-	-	523,068	PORTUGAL
-	-	-	-	23,500	23,500	SERBIA AND MONTENEGRO
-	-	-	-	-	689,885	SPAIN
-	-	-	-	-	3,165,286	TURKEY
-	-	-	-	-	1,022,044	UNITED KINGDOM
-	-	-	-	-	689,570	YUGOSLAVIA
351	4,393	2,282	432	10	300,095	AFRICA
-	-	-	-	-	57	BENIN
-	-	-	-	-	57	BURKINA FASO
-	-	-	-	-	239	CAMEROON
-	-	-	-	-	52,099	CHAD
-	-	-	-	-	23,308	CONGO (KINSHASA)
-	-	-	-	-	1,525	ERITREA
-	-	-	-	10	182,958	ETHIOPIA
-	301	747	432	-	1,481	GHANA
-	-	-	-	-	810	GUINEA
-	-	-	-	-	54	IVORY COAST
-	-	110	-	-	110	KENYA
-	-	-	-	-	5,388	LIBERIA
-	-	-	-	-	1,865	MALI
-	-	-	-	-	52	NIGER
-	-	1,424	-	-	1,424	NIGERIA
-	4,062	-	-	-	14,881	SENEGAL
351	29	-	-	-	2,067	SIERRA LEONE
-	-	-	-	-	7,865	SOMALIA
-	-	-	-	-	1,721	SUDAN
-	-	-	-	-	2,133	UGANDA
340	337	185	13,414	1,604	986,782	WESTERN HEMISPHERE
-	-	-	11,735	-	17,290	ANTIGUA & BARBUDA
-	-	-	-	-	34,034	ARGENTINA
-	-	-	-	-	4	BAHAMAS
62	-	-	-	-	234	BARBADOS
-	-	-	-	-	395	BELIZE
-	-	-	-	6	45,018	BOLIVIA
-	-	-	-	-	209,166	BRAZIL
-	-	-	-	-	83,931	CHILE
-	337	35	1,624	-	199,990	COLOMBIA
-	-	-	-	-	930	COSTA RICA
-	-	-	-	-	8,552	CUBA

TOTALS MAY NOT ADD DUE TO ROUNDING

\* LESS THAN \$500



MILITARY ASSISTANCE PROGRAM DELIVERIES/EXPENDITURES (CONTINUED)  
INCLUDES MASF, EMERGENCY DRAWDOWNS, AND OTHER GRANT ASSISTANCE; EXCLUDES TRAINING

(DOLLARS IN THOUSANDS)

	FY 1950 FY 1994	FY 1995	FY 1996	FY 1997	FY 1998	FY 1999
<u>WESTERN HEMISPHERE (CONTINUED)</u>						
DOMINICA	-	*	-	-	31	-
DOMINICAN REPUBLIC	21,644	4,771	-	1,434	309	-
ECUADOR	34,895	-	-	-	2,430	697
EL SALVADOR	74,238	-	-	-	-	1,250
GRENADA	-	1	-	-	55	-
GUATEMALA	16,247	77	-	-	580	-
GUYANA	-	-	-	-	-	7
HAITI	2,427	605	3,658	-	-	-
HONDURAS	25,039	-	-	-	35	777
JAMAICA	11,864	304	-	-	290	-
MEXICO	26,265	-	-	5,815	-	-
NICARAGUA	7,668	-	-	-	-	1,250
PANAMA	4,392	-	-	-	-	59
PARAGUAY	9,325	-	-	-	-	-
PERU	74,952	-	1,034	40	6,642	981
ST KITTS AND NEVIS	-	-	-	-	74	-
ST LUCIA	-	-	-	-	21	-
ST VINCENT + GREN.	-	-	-	-	-	-
TRINIDAD + TOBAGO	-	66	-	-	-	-
URUGUAY	40,770	-	-	-	-	-
VENEZUELA	33	-	2,110	-	-	-
<u>INTERNATL. ORG. AND VARIOUS</u>	<u>1,601,449</u>	<u>-</u>	<u>-</u>	<u>6,278</u>	<u>-</u>	<u>-</u>
<u>GEN. AND REG. COSTS</u>	<u>2,002,204</u>	<u>-</u>	<u>-</u>	<u>368</u>	<u>593</u>	<u>-</u>

NOTE: INCLUDED IN THE DATA FOR FY 1991, 1992 AND 1993 ARE TRANSFERS OF EXCESS DEFENSE ARTICLES (EDA) UNDER SECTION 519 OF THE FOREIGN ASSISTANCE ACT OF 1961, AS AMENDED. THESE EDA TRANSFERS ARE INTENDED TO HELP MODERNIZE THE MILITARY CAPABILITIES OF COUNTRIES WHICH ARE RECIPIENTS OF FOREIGN MILITARY FINANCING (FMF).

A/ DURING THE PERIOD FY 66-75, GRANT AID FUNDING IN SUPPORT OF ACTIVITIES IN SOUTHEAST ASIA WAS A PART OF THE REGULAR DOD APPROPRIATION AND WAS IDENTIFIED FOR PROGRAMMING PURPOSES AS MILITARY ASSISTANCE SERVICE FUNDED (MASF) PROGRAMS. THE FUNDS WERE USED FOR PROVIDING MILITARY EQUIPMENT AND RELATED SERVICES AND TRAINING TO THOSE COUNTRIES ENGAGED IN THE HOSTILITIES IN SOUTHEAST ASIA, I.E., KOREA, LAOS, PHILIPPINES, THAILAND, AND VIETNAM. ALSO INCLUDED ARE TRANSFERS TO KOREA UNDER SECTION 3, P.L. 91-952, DATED JANUARY 5, 1971 AND SECTION 23 OF P.L. 95-384, DATED SEPTEMBER 26, 1978, AS WELL AS THE TRANSFER OF AMMUNITION TO THAILAND UNDER SECTION 24 OF P.L. 96-92, DATED OCTOBER 29, 1979.

TOTALS MAY NOT ADD DUE TO ROUNDING

\* LESS THAN \$500

MILITARY ASSISTANCE PROGRAM DELIVERIES/EXPENDITURES (CONTINUED)  
INCLUDES MASF, EMERGENCY DRAWDOWNS, AND OTHER GRANT ASSISTANCE; EXCLUDES TRAINING

(DOLLARS IN THOUSANDS)

<u>FY 2000</u>	<u>FY 2001</u>	<u>FY 2002</u>	<u>FY 2003</u>	<u>FY 2004</u>	<u>FY 1950</u> <u>FY 2004</u>	
						<u>WESTERN HEMISPHERE (CONTINUED)</u>
2	-	-	-	-	33	DOMINICA
-	-	-	31	-	28,189	DOMINICAN REPUBLIC
-	-	150	-	-	38,172	ECUADOR
-	-	-	-	-	75,488	EL SALVADOR
-	-	-	-	-	56	GRENADA
-	-	-	-	1,230	18,133	GUATEMALA
-	-	-	-	-	7	GUYANA
-	-	-	-	300	6,990	HAITI
150	-	-	-	-	26,001	HONDURAS
-	-	-	-	-	12,458	JAMAICA
-	-	-	-	-	32,079	MEXICO
-	-	-	-	-	8,918	NICARAGUA
-	-	-	-	-	4,451	PANAMA
-	-	-	-	-	9,325	PARAGUAY
-	-	-	24	-	83,672	PERU
-	-	-	-	-	74	ST KITTS AND NEVIS
-	-	-	-	-	21	ST LUCIA
-	-	-	-	68	68	ST VINCENT + GREN.
-	-	-	-	-	66	TRINIDAD + TOBAGO
-	-	-	-	-	40,770	URUGUAY
126	-	-	-	-	2,269	VENEZUELA
<u>3,348</u>	<u>120</u>	<u>16</u>	<u>90</u>	<u>-</u>	<u>1,611,301</u>	<u>INTERNATL. ORG. AND VARIOUS</u>
<u>-</u>	<u>-</u>	<u>1</u>	<u>-</u>	<u>3,962</u>	<u>2,007,128</u>	<u>GEN. AND REG. COSTS</u>

TOTALS MAY NOT ADD DUE TO ROUNDING

\* LESS THAN \$500

MAP EXCESS DEFENSE ARTICLES PROGRAM - ACQUISITION COST  
INCLUDES MILITARY ASSISTANCE SERVICE FUNDED

(DOLLARS IN THOUSANDS)

	FY 1950 FY 1994	FY 1995	FY 1996	FY 1997	FY 1998	FY 1999
<u>WORLDWIDE</u>	<u>6,534,403</u>	-	-	-	-	-
<u>EAST ASIA AND PACIFIC</u>	<u>3,475,217</u>	-	-	-	-	-
CAMBODIA	85,221	-	-	-	-	-
INDOCHINA	21,882	-	-	-	-	-
INDONESIA	34,003	-	-	-	-	-
JAPAN	174,979	-	-	-	-	-
KOREA (SEOUL)	663,885	-	-	-	-	-
LAOS	97,805	-	-	-	-	-
MYANMAR	12,250	-	-	-	-	-
REP OF PHILIPPINES	98,489	-	-	-	-	-
TAIWAN	941,286	-	-	-	-	-
THAILAND	244,955	-	-	-	-	-
VIETNAM	1,100,462	-	-	-	-	-
<u>NEAR EAST AND SOUTH ASIA</u>	<u>182,427</u>	-	-	-	-	-
INDIA	21,995	-	-	-	-	-
IRAN	61,632	-	-	-	-	-
IRAQ	3,342	-	-	-	-	-
JORDAN	45,557	-	-	-	-	-
LEBANON	309	-	-	-	-	-
LIBYA	2,195	-	-	-	-	-
MOROCCO	11,943	-	-	-	-	-
NEPAL	2	-	-	-	-	-
PAKISTAN	26,827	-	-	-	-	-
SAUDI ARABIA	1,765	-	-	-	-	-
SRI LANKA	2	-	-	-	-	-
TUNISIA	6,858	-	-	-	-	-
<u>EUROPE</u>	<u>2,316,656</u>	-	-	-	-	-
AUSTRIA	8,155	-	-	-	-	-
BELGIUM	21,327	-	-	-	-	-
DENMARK	20,935	-	-	-	-	-
FRANCE	289,843	-	-	-	-	-
GERMANY	718	-	-	-	-	-
GREECE	451,064	-	-	-	-	-
ITALY	214,639	-	-	-	-	-
LUXEMBOURG	178	-	-	-	-	-
NETHERLANDS	44,003	-	-	-	-	-
NORWAY	44,051	-	-	-	-	-
PORTUGAL	168,252	-	-	-	-	-
SPAIN	97,707	-	-	-	-	-
TURKEY	855,307	-	-	-	-	-
UNITED KINGDOM	72,950	-	-	-	-	-
YUGOSLAVIA	27,527	-	-	-	-	-

TOTALS MAY NOT ADD DUE TO ROUNDING

\* LESS THAN \$500

MAP EXCESS DEFENSE ARTICLES PROGRAM - ACQUISITION COST  
INCLUDES MILITARY ASSISTANCE SERVICE FUNDED

(DOLLARS IN THOUSANDS)

<u>FY 2000</u>	<u>FY 2001</u>	<u>FY 2002</u>	<u>FY 2003</u>	<u>FY 2004</u>	<u>FY 1950</u> <u>FY 2004</u>	
-	-	-	-	-	6,534,403	WORLDWIDE
-	-	-	-	-	3,475,217	EAST ASIA AND PACIFIC
-	-	-	-	-	85,221	CAMBODIA
-	-	-	-	-	21,882	INDOCHINA
-	-	-	-	-	34,003	INDONESIA
-	-	-	-	-	174,979	JAPAN
-	-	-	-	-	663,885	KOREA (SEOUL)
-	-	-	-	-	97,805	LAOS
-	-	-	-	-	12,250	MYANMAR
-	-	-	-	-	98,489	REP OF PHILIPPINES
-	-	-	-	-	941,286	TAIWAN
-	-	-	-	-	244,955	THAILAND
-	-	-	-	-	1,100,462	VIETNAM
-	-	-	-	-	182,427	NEAR EAST AND SOUTH ASIA
-	-	-	-	-	21,995	INDIA
-	-	-	-	-	61,632	IRAN
-	-	-	-	-	3,342	IRAQ
-	-	-	-	-	45,557	JORDAN
-	-	-	-	-	309	LEBANON
-	-	-	-	-	2,195	LIBYA
-	-	-	-	-	11,943	MOROCCO
-	-	-	-	-	2	NEPAL
-	-	-	-	-	26,827	PAKISTAN
-	-	-	-	-	1,765	SAUDI ARABIA
-	-	-	-	-	2	SRI LANKA
-	-	-	-	-	6,858	TUNISIA
-	-	-	-	-	2,316,656	EUROPE
-	-	-	-	-	8,155	AUSTRIA
-	-	-	-	-	21,327	BELGIUM
-	-	-	-	-	20,935	DENMARK
-	-	-	-	-	289,843	FRANCE
-	-	-	-	-	718	GERMANY
-	-	-	-	-	451,064	GREECE
-	-	-	-	-	214,639	ITALY
-	-	-	-	-	178	LUXEMBOURG
-	-	-	-	-	44,003	NETHERLANDS
-	-	-	-	-	44,051	NORWAY
-	-	-	-	-	168,252	PORTUGAL
-	-	-	-	-	97,707	SPAIN
-	-	-	-	-	855,307	TURKEY
-	-	-	-	-	72,950	UNITED KINGDOM
-	-	-	-	-	27,527	YUGOSLAVIA

TOTALS MAY NOT ADD DUE TO ROUNDING

\* LESS THAN \$500

MAP EXCESS DEFENSE ARTICLES PROGRAM - ACQUISITION COST (CONTINUED)  
INCLUDES MILITARY ASSISTANCE SERVICE FUNDED

(DOLLARS IN THOUSANDS)

	FY 1950 FY 1994	FY 1995	FY 1996	FY 1997	FY 1998	FY 1999
<u>AFRICA</u>	36,414	-	-	-	-	-
CAMEROON	4	-	-	-	-	-
CHAD	170	-	-	-	-	-
CONGO (KINSHASA)	5,213	-	-	-	-	-
ETHIOPIA	30,353	-	-	-	-	-
GUINEA	50	-	-	-	-	-
LIBERIA	390	-	-	-	-	-
MALI	201	-	-	-	-	-
SENEGAL	33	-	-	-	-	-
<u>WESTERN HEMISPHERE</u>	231,623	-	-	-	-	-
ARGENTINA	4,375	-	-	-	-	-
BOLIVIA	10,047	-	-	-	-	-
BRAZIL	83,092	-	-	-	-	-
CHILE	24,010	-	-	-	-	-
COLOMBIA	17,903	-	-	-	-	-
COSTA RICA	115	-	-	-	-	-
CUBA	5,516	-	-	-	-	-
DOMINICAN REPUBLIC	3,903	-	-	-	-	-
ECUADOR	10,364	-	-	-	-	-
EL SALVADOR	2,454	-	-	-	-	-
GUATEMALA	6,732	-	-	-	-	-
HAITI	195	-	-	-	-	-
HONDURAS	3,821	-	-	-	-	-
JAMAICA	4	-	-	-	-	-
MEXICO	50	-	-	-	-	-
NICARAGUA	5,233	-	-	-	-	-
PANAMA	1,673	-	-	-	-	-
PARAGUAY	11,182	-	-	-	-	-
PERU	20,277	-	-	-	-	-
URUGUAY	20,352	-	-	-	-	-
VENEZUELA	324	-	-	-	-	-
<u>INTERNATL. ORG. AND VARIOUS</u>	529	-	-	-	-	-
<u>GEN. AND REG. COSTS</u>	291,537	-	-	-	-	-

A/ DURING THE PERIOD FY 66-75, GRANT AID FUNDING IN SUPPORT OF ACTIVITIES IN SOUTHEAST ASIA WAS A PART OF THE REGULAR DOD APPROPRIATION AND WAS IDENTIFIED FOR PROGRAMMING PURPOSES AS MILITARY ASSISTANCE SERVICE FUNDED (MASF) PROGRAMS. THE FUNDS WERE USED FOR PROVIDING MILITARY EQUIPMENT AND RELATED SERVICES AND TRAINING TO THOSE COUNTRIES ENGAGED IN THE HOSTILITIES IN SOUTHEAST ASIA, I.E., KOREA, LAOS, PHILIPPINES, THAILAND, AND VIETNAM. ALSO INCLUDED ARE TRANSFERS TO KOREA UNDER SECTION 3, P.L. 91-952, DATED JANUARY 5, 1971 AND SECTION 23 OF P.L. 95-384, DATED SEPTEMBER 26, 1978, AS WELL AS THE TRANSFER OF AMMUNITION TO THAILAND UNDER SECTION 24 OF P.L. 96-92, DATED OCTOBER 29, 1979.

TOTALS MAY NOT ADD DUE TO ROUNDING

\* LESS THAN \$500

MAP EXCESS DEFENSE ARTICLES PROGRAM - ACQUISITION COST (CONTINUED)  
INCLUDES MILITARY ASSISTANCE SERVICE FUNDED

(DOLLARS IN THOUSANDS)

<u>FY 2000</u>	<u>FY 2001</u>	<u>FY 2002</u>	<u>FY 2003</u>	<u>FY 2004</u>	<u>FY 1950</u> <u>FY 2004</u>	
-	-	-	-	-	36,414	<u>AFRICA</u>
-	-	-	-	-	4	CAMEROON
-	-	-	-	-	170	CHAD
-	-	-	-	-	5,213	CONGO (KINSHASA)
-	-	-	-	-	30,353	ETHIOPIA
-	-	-	-	-	50	GUINEA
-	-	-	-	-	390	LIBERIA
-	-	-	-	-	201	MALI
-	-	-	-	-	33	SENEGAL
-	-	-	-	-	231,623	<u>WESTERN HEMISPHERE</u>
-	-	-	-	-	4,375	ARGENTINA
-	-	-	-	-	10,047	BOLIVIA
-	-	-	-	-	83,092	BRAZIL
-	-	-	-	-	24,010	CHILE
-	-	-	-	-	17,903	COLOMBIA
-	-	-	-	-	115	COSTA RICA
-	-	-	-	-	5,516	CUBA
-	-	-	-	-	3,903	DOMINICAN REPUBLIC
-	-	-	-	-	10,364	ECUADOR
-	-	-	-	-	2,454	EL SALVADOR
-	-	-	-	-	6,732	GUATEMALA
-	-	-	-	-	195	HAITI
-	-	-	-	-	3,821	HONDURAS
-	-	-	-	-	4	JAMAICA
-	-	-	-	-	50	MEXICO
-	-	-	-	-	5,233	NICARAGUA
-	-	-	-	-	1,673	PANAMA
-	-	-	-	-	11,182	PARAGUAY
-	-	-	-	-	20,277	PERU
-	-	-	-	-	20,352	URUGUAY
-	-	-	-	-	324	VENEZUELA
-	-	-	-	-	529	<u>INTERNATL. ORG. AND VARIOUS</u>
-	-	-	-	-	291,537	<u>GEN. AND REG. COSTS</u>

TOTALS MAY NOT ADD DUE TO ROUNDING

\* LESS THAN \$500

MAP EXCESS DEFENSE ARTICLES DELIVERED - ACQUISITION COST  
INCLUDES MILITARY ASSISTANCE SERVICE FUNDED

(DOLLARS IN THOUSANDS)

	FY 1950 FY 1994	FY 1995	FY 1996	FY 1997	FY 1998	FY 1999
<u>WORLDWIDE</u>	<u>6,388,127</u>	-	-	-	-	-
<u>EAST ASIA AND PACIFIC</u>	<u>3,475,080</u>	-	-	-	-	-
CAMBODIA	85,221	-	-	-	-	-
INDOCHINA	21,882	-	-	-	-	-
INDONESIA	34,003	-	-	-	-	-
JAPAN	174,979	-	-	-	-	-
KOREA (SEOUL)	663,748	-	-	-	-	-
LAOS	97,805	-	-	-	-	-
MYANMAR	12,250	-	-	-	-	-
REP OF PHILIPPINES	98,489	-	-	-	-	-
TAIWAN	941,286	-	-	-	-	-
THAILAND	244,955	-	-	-	-	-
VIETNAM	1,100,462	-	-	-	-	-
<u>NEAR EAST AND SOUTH ASIA</u>	<u>182,427</u>	-	-	-	-	-
INDIA	21,995	-	-	-	-	-
IRAN	61,632	-	-	-	-	-
IRAQ	3,342	-	-	-	-	-
JORDAN	45,557	-	-	-	-	-
LEBANON	309	-	-	-	-	-
LIBYA	2,195	-	-	-	-	-
MOROCCO	11,943	-	-	-	-	-
NEPAL	2	-	-	-	-	-
PAKISTAN	26,827	-	-	-	-	-
SAUDI ARABIA	1,765	-	-	-	-	-
SRI LANKA	2	-	-	-	-	-
TUNISIA	6,858	-	-	-	-	-
<u>EUROPE</u>	<u>2,172,753</u>	-	-	-	-	-
AUSTRIA	8,155	-	-	-	-	-
BELGIUM	21,327	-	-	-	-	-
DENMARK	20,935	-	-	-	-	-
FRANCE	289,843	-	-	-	-	-
GERMANY	718	-	-	-	-	-
GREECE	451,064	-	-	-	-	-
ITALY	214,639	-	-	-	-	-
LUXEMBOURG	178	-	-	-	-	-
NETHERLANDS	44,003	-	-	-	-	-
NORWAY	44,051	-	-	-	-	-
PORTUGAL	25,240	-	-	-	-	-
SPAIN	97,707	-	-	-	-	-
TURKEY	854,416	-	-	-	-	-
UNITED KINGDOM	72,950	-	-	-	-	-
YUGOSLAVIA	27,527	-	-	-	-	-

TOTALS MAY NOT ADD DUE TO ROUNDING

\* LESS THAN \$500

MAP EXCESS DEFENSE ARTICLES DELIVERED - ACQUISITION COST  
INCLUDES MILITARY ASSISTANCE SERVICE FUNDED

(DOLLARS IN THOUSANDS)

<u>FY 2000</u>	<u>FY 2001</u>	<u>FY 2002</u>	<u>FY 2003</u>	<u>FY 2004</u>	<u>FY 1950</u> <u>FY 2004</u>	
-	-	-	-	-	6,388,127	<u>WORLDWIDE</u>
-	-	-	-	-	3,475,080	<u>EAST ASIA AND PACIFIC</u>
-	-	-	-	-	85,221	CAMBODIA
-	-	-	-	-	21,882	INDOCHINA
-	-	-	-	-	34,003	INDONESIA
-	-	-	-	-	174,979	JAPAN
-	-	-	-	-	663,748	KOREA (SEOUL)
-	-	-	-	-	97,805	LAOS
-	-	-	-	-	12,250	MYANMAR
-	-	-	-	-	98,489	REP OF PHILIPPINES
-	-	-	-	-	941,286	TAIWAN
-	-	-	-	-	244,955	THAILAND
-	-	-	-	-	1,100,462	VIETNAM
-	-	-	-	-	182,427	<u>NEAR EAST AND SOUTH ASIA</u>
-	-	-	-	-	21,995	INDIA
-	-	-	-	-	61,632	IRAN
-	-	-	-	-	3,342	IRAQ
-	-	-	-	-	45,557	JORDAN
-	-	-	-	-	309	LEBANON
-	-	-	-	-	2,195	LIBYA
-	-	-	-	-	11,943	MOROCCO
-	-	-	-	-	2	NEPAL
-	-	-	-	-	26,827	PAKISTAN
-	-	-	-	-	1,765	SAUDI ARABIA
-	-	-	-	-	2	SRI LANKA
-	-	-	-	-	6,858	TUNISIA
-	-	-	-	-	2,172,753	<u>EUROPE</u>
-	-	-	-	-	8,155	AUSTRIA
-	-	-	-	-	21,327	BELGIUM
-	-	-	-	-	20,935	DENMARK
-	-	-	-	-	289,843	FRANCE
-	-	-	-	-	718	GERMANY
-	-	-	-	-	451,064	GREECE
-	-	-	-	-	214,639	ITALY
-	-	-	-	-	178	LUXEMBOURG
-	-	-	-	-	44,003	NETHERLANDS
-	-	-	-	-	44,051	NORWAY
-	-	-	-	-	25,240	PORTUGAL
-	-	-	-	-	97,707	SPAIN
-	-	-	-	-	854,416	TURKEY
-	-	-	-	-	72,950	UNITED KINGDOM
-	-	-	-	-	27,527	YUGOSLAVIA

TOTALS MAY NOT ADD DUE TO ROUNDING

\* LESS THAN \$500



MAP EXCESS DEFENSE ARTICLES DELIVERED - ACQUISITION COST (CONTINUED)  
INCLUDES MILITARY ASSISTANCE SERVICE FUNDED

(DOLLARS IN THOUSANDS)

	FY 1950 FY 1994	FY 1995	FY 1996	FY 1997	FY 1998	FY 1999
AFRICA	36,244	-	-	-	-	-
CAMEROON	4	-	-	-	-	-
CONGO (KINSHASA)	5,213	-	-	-	-	-
ETHIOPIA	30,353	-	-	-	-	-
GUINEA	50	-	-	-	-	-
LIBERIA	390	-	-	-	-	-
MALI	201	-	-	-	-	-
SENEGAL	33	-	-	-	-	-
WESTERN HEMISPHERE	229,557	-	-	-	-	-
ARGENTINA	4,375	-	-	-	-	-
BOLIVIA	9,966	-	-	-	-	-
BRAZIL	83,092	-	-	-	-	-
CHILE	24,010	-	-	-	-	-
COLOMBIA	17,903	-	-	-	-	-
COSTA RICA	115	-	-	-	-	-
CUBA	5,516	-	-	-	-	-
DOMINICAN REPUBLIC	3,903	-	-	-	-	-
ECUADOR	10,364	-	-	-	-	-
EL SALVADOR	2,454	-	-	-	-	-
GUATEMALA	6,732	-	-	-	-	-
HAITI	195	-	-	-	-	-
HONDURAS	1,995	-	-	-	-	-
JAMAICA	4	-	-	-	-	-
MEXICO	50	-	-	-	-	-
NICARAGUA	5,081	-	-	-	-	-
PANAMA	1,673	-	-	-	-	-
PARAGUAY	11,176	-	-	-	-	-
PERU	20,277	-	-	-	-	-
URUGUAY	20,352	-	-	-	-	-
VENEZUELA	324	-	-	-	-	-
INTERNATL. ORG. AND VARIOUS	529	-	-	-	-	-
GEN. AND REG. COSTS	291,537	-	-	-	-	-

A/ DURING THE PERIOD FY 66-75, GRANT AID FUNDING IN SUPPORT OF ACTIVITIES IN SOUTHEAST ASIA WAS A PART OF THE REGULAR DOD APPROPRIATION AND WAS IDENTIFIED FOR PROGRAMMING PURPOSES AS MILITARY ASSISTANCE SERVICE FUNDED (MASF) PROGRAMS. THE FUNDS WERE USED FOR PROVIDING MILITARY EQUIPMENT AND RELATED SERVICES AND TRAINING TO THOSE COUNTRIES ENGAGED IN THE HOSTILITIES IN SOUTHEAST ASIA, I.E., KOREA, LAOS, PHILIPPINES, THAILAND, AND VIETNAM. ALSO INCLUDED ARE TRANSFERS TO KOREA UNDER SECTION 3, P.L. 91-952, DATED JANUARY 5, 1971 AND SECTION 23 OF P.L. 95-384, DATED SEPTEMBER 26, 1978, AS WELL AS THE TRANSFER OF AMMUNITION TO THAILAND UNDER SECTION 24 OF P.L. 96-92, DATED OCTOBER 29, 1979.

TOTALS MAY NOT ADD DUE TO ROUNDING

\* LESS THAN \$500

MAP EXCESS DEFENSE ARTICLES DELIVERED - ACQUISITION COST (CONTINUED)  
INCLUDES MILITARY ASSISTANCE SERVICE FUNDED

(DOLLARS IN THOUSANDS)

<u>FY 2000</u>	<u>FY 2001</u>	<u>FY 2002</u>	<u>FY 2003</u>	<u>FY 2004</u>	<u>FY 1950</u> <u>FY 2004</u>	
-	-	-	-	-	36,244	AFRICA
-	-	-	-	-	4	CAMEROON
-	-	-	-	-	5,213	CONGO (KINSHASA)
-	-	-	-	-	30,353	ETHIOPIA
-	-	-	-	-	50	GUINEA
-	-	-	-	-	390	LIBERIA
-	-	-	-	-	201	MALI
-	-	-	-	-	33	SENEGAL
-	-	-	-	-	229,557	WESTERN HEMISPHERE
-	-	-	-	-	4,375	ARGENTINA
-	-	-	-	-	9,966	BOLIVIA
-	-	-	-	-	83,092	BRAZIL
-	-	-	-	-	24,010	CHILE
-	-	-	-	-	17,903	COLOMBIA
-	-	-	-	-	115	COSTA RICA
-	-	-	-	-	5,516	CUBA
-	-	-	-	-	3,903	DOMINICAN REPUBLIC
-	-	-	-	-	10,364	ECUADOR
-	-	-	-	-	2,454	EL SALVADOR
-	-	-	-	-	6,732	GUATEMALA
-	-	-	-	-	195	HAITI
-	-	-	-	-	1,995	HONDURAS
-	-	-	-	-	4	JAMAICA
-	-	-	-	-	50	MEXICO
-	-	-	-	-	5,081	NICARAGUA
-	-	-	-	-	1,673	PANAMA
-	-	-	-	-	11,176	PARAGUAY
-	-	-	-	-	20,277	PERU
-	-	-	-	-	20,352	URUGUAY
-	-	-	-	-	324	VENEZUELA
-	-	-	-	-	529	INTERNATL. ORG. AND VARIOUS
-	-	-	-	-	291,537	GEN. AND REG. COSTS

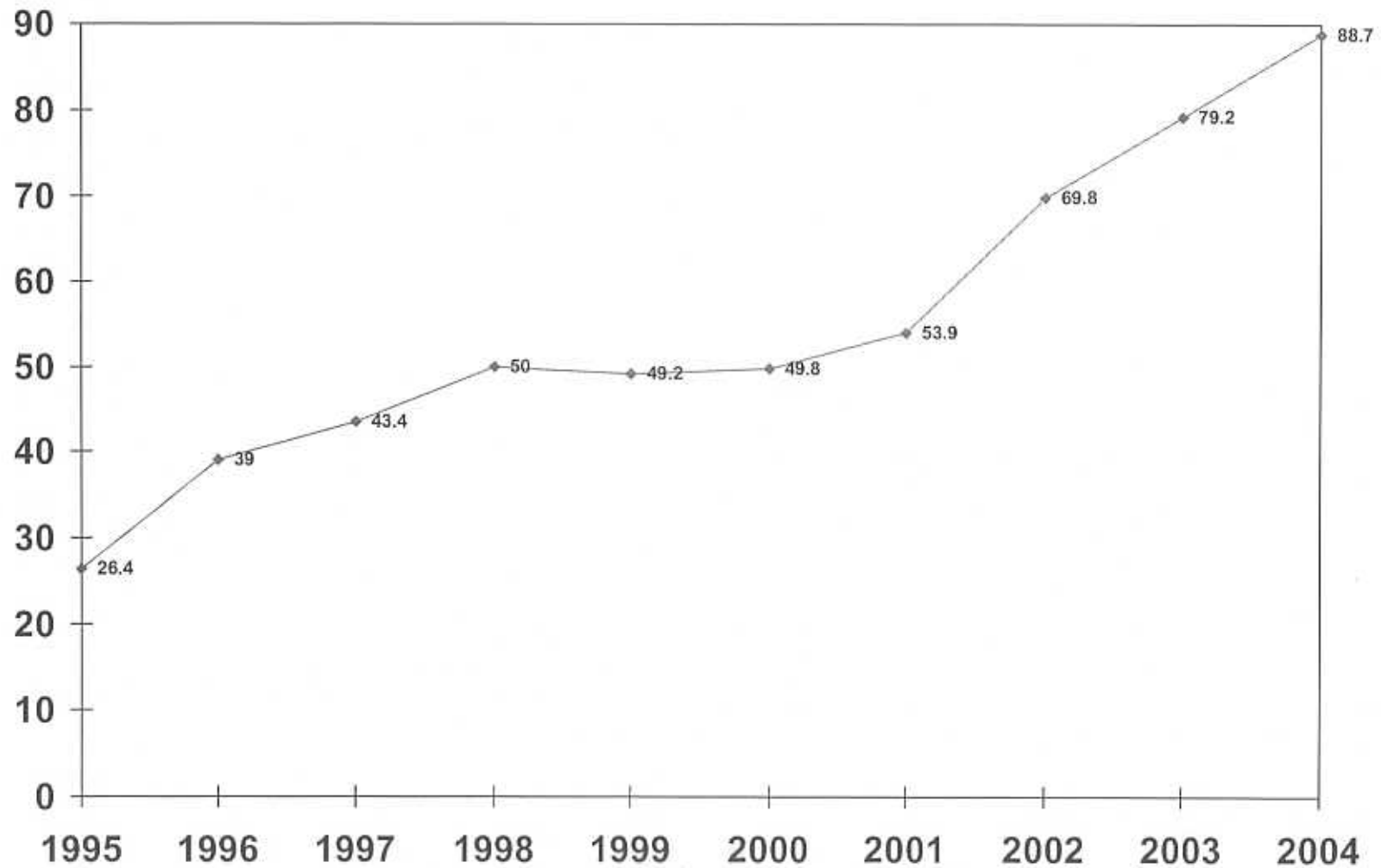
TOTALS MAY NOT ADD DUE TO ROUNDING

\* LESS THAN \$500

**PAGE INTENTIONALLY LEFT BLANK**

# IMET PROGRAM/DELIVERIES

INCLUDES MASF AND EMERGENCY DRAWDOWNS  
(Dollars in Thousands)



INTERNATIONAL MILITARY EDUCATION AND TRAINING PROGRAM/DELIVERIES  
INCLUDES MILITARY ASSISTANCE SERVICE FUNDED AND EMERGENCY DRAWDOWNS

(DOLLARS IN THOUSANDS)

	<u>FY 1950</u> <u>FY 1994</u>	<u>FY 1995</u>	<u>FY 1996</u>	<u>FY 1997</u>	<u>FY 1998</u>	<u>FY 1999</u>
<u>WORLDWIDE</u>	<u>2,587,830</u>	<u>26,350</u>	<u>38,997</u>	<u>43,475</u>	<u>50,034</u>	<u>49,216</u>
<u>EAST ASIA AND PACIFIC</u>	<u>917,876</u>	<u>3,471</u>	<u>4,846</u>	<u>5,015</u>	<u>5,686</u>	<u>5,298</u>
CAMBODIA	14,725	273	403	463	-	-
EAST TIMOR	-	-	-	-	-	15
FIJI	398	-	-	-	-	-
INDOCHINA	598	-	-	-	-	-
INDONESIA	52,347	-	577	105	476	486
JAPAN	44,589	-	-	-	-	-
KOREA (SEOUL)	175,234	10	9	-	-	-
LAOS	42,814	-	-	-	-	-
MALAYSIA	12,027	504	613	631	939	713
MONGOLIA	266	98	70	365	425	429
MYANMAR	5,791	-	-	-	-	-
PAPUA NEW GUINEA	772	125	162	111	173	156
REP OF PHILIPPINES	62,297	1,193	1,210	1,295	1,278	1,348
SINGAPORE	496	20	20	-	-	-
SOLOMON ISLANDS	256	101	85	146	122	157
TAIWAN	103,156	-	-	-	-	-
THAILAND	99,392	999	1,445	1,600	1,985	1,703
TONGA	468	50	85	105	99	99
VANUATU	45	50	88	99	93	87
VIETNAM	302,142	-	-	-	-	-
WESTERN SAMOA	63	48	79	95	96	105
<u>NEAR EAST AND SOUTH ASIA</u>	<u>273,654</u>	<u>4,860</u>	<u>5,765</u>	<u>6,457</u>	<u>6,693</u>	<u>7,141</u>
AFGHANISTAN	5,616	-	-	-	-	-
ALGERIA	1,072	74	75	61	126	124
BAHRAIN	233	75	108	149	251	228
BANGLADESH	4,845	209	326	342	312	394
EGYPT	22,719	1,000	1,009	1,000	1,000	1,040
INDIA	9,602	208	357	404	177	241
IRAN	67,442	-	-	-	-	-
IRAQ	1,487	-	-	-	-	-
ISRAEL	218	-	-	-	-	-
JORDAN	30,111	1,003	1,202	1,655	1,600	1,654
LEBANON	9,174	394	474	547	550	554
LIBYA	2,795	-	-	-	-	-
MALDIVES	489	50	80	85	101	94
MOROCCO	31,501	724	830	812	907	927
NEPAL	2,093	96	140	196	196	189
OMAN	1,291	131	119	117	217	233
PAKISTAN	31,884	-	-	-	-	174
SAUDI ARABIA	12,456	-	-	-	-	-
SRI LANKA	2,611	96	179	200	214	230

TOTALS MAY NOT ADD DUE TO ROUNDING

\* LESS THAN \$500

INTERNATIONAL MILITARY EDUCATION AND TRAINING PROGRAM/DELIVERIES  
INCLUDES MILITARY ASSISTANCE SERVICE FUNDED AND EMERGENCY DRAWDOWNS

(DOLLARS IN THOUSANDS)

<u>FY 2000</u>	<u>FY 2001</u>	<u>FY 2002</u>	<u>FY 2003</u>	<u>FY 2004</u>	<u>FY 1950</u> <u>FY 2004</u>	
49,810	53,910	69,896	79,231	88,768	3,137,518	WORLDWIDE
4,956	5,269	6,413	6,877	8,609	974,316	EAST ASIA AND PACIFIC
-	-	-	-	-	15,864	CAMBODIA
-	-	43	119	159	321	EAST TIMOR
78	-	-	-	229	720	FIJI
-	-	-	-	-	598	INDOCHINA
-	-	405	276	596	55,267	INDONESIA
-	-	-	-	-	44,589	JAPAN
-	-	-	-	-	175,253	KOREA (SEOUL)
-	-	-	-	-	42,814	LAOS
740	757	831	831	939	19,526	MALAYSIA
512	750	686	767	871	5,240	MONGOLIA
-	-	-	-	-	5,791	MYANMAR
177	160	206	256	292	2,589	PAPUA NEW GUINEA
1,415	1,436	2,025	2,400	2,676	78,572	REP OF PHILIPPINES
-	-	-	-	-	536	SINGAPORE
53	62	146	151	45	1,324	SOLOMON ISLANDS
-	-	-	-	-	103,156	TAIWAN
1,730	1,852	1,748	1,768	2,567	116,789	THAILAND
103	100	115	127	136	1,487	TONGA
63	64	95	106	100	890	VANUATU
-	-	-	-	-	302,142	VIETNAM
85	88	113	76	-	848	WESTERN SAMOA
7,227	7,276	10,621	13,789	17,400	360,883	NEAR EAST AND SOUTH ASIA
-	-	-	387	376	6,379	AFGHANISTAN
115	121	67	612	719	3,166	ALGERIA
216	249	395	448	568	2,920	BAHRAIN
456	507	648	772	862	9,673	BANGLADESH
1,006	1,119	1,217	1,232	1,368	33,709	EGYPT
489	498	1,012	1,000	1,354	15,342	INDIA
-	-	-	-	-	67,442	IRAN
-	-	-	-	-	1,487	IRAQ
-	-	-	-	-	218	ISRAEL
1,679	1,700	2,012	2,400	3,221	48,238	JORDAN
582	546	568	700	700	14,789	LEBANON
-	-	-	-	-	2,795	LIBYA
100	110	125	139	181	1,554	MALDIVES
904	521	1,041	1,575	1,986	41,728	MOROCCO
216	237	377	500	546	4,786	NEPAL
230	250	481	567	825	4,461	OMAN
-	-	894	990	1,356	35,298	PAKISTAN
-	-	24	22	24	12,526	SAUDI ARABIA
203	252	259	307	551	5,101	SRI LANKA

TOTALS MAY NOT ADD DUE TO ROUNDING

\* LESS THAN \$500

INTERNATIONAL MILITARY EDUCATION AND TRAINING PROGRAM/DELIVERIES (CONTINUED)  
INCLUDES MILITARY ASSISTANCE SERVICE FUNDED AND EMERGENCY DRAWDOWNS

(DOLLARS IN THOUSANDS)

	FY 1950 FY 1994	FY 1995	FY 1996	FY 1997	FY 1998	FY 1999
NEAR EAST AND SOUTH ASIA (CONTINUED)						
SYRIA	56	-	-	-	-	-
TUNISIA	23,785	800	816	837	900	937
YEMEN	12,173	-	50	52	142	122
EUROPE	679,300	7,897	13,253	15,180	18,713	17,507
ALBANIA	465	226	432	666	613	650
ARMENIA	-	-	-	-	-	-
AUSTRIA	1,857	15	15	-	-	-
AZERBAIJAN	-	-	-	-	-	-
BELARUS	197	94	279	273	61	-
BELGIUM	33,889	-	-	-	-	-
BOSNIA-HERZEGOVINA	-	-	259	500	600	632
BULGARIA	912	400	708	903	950	974
CROATIA	-	105	218	427	455	435
CZECH REPUBLIC	969	500	795	737	1,394	1,036
CZECHOSLOVAKIA	954	-	-	-	-	-
DENMARK	30,451	-	-	-	-	-
ESTONIA	301	180	386	572	689	675
FINLAND	754	15	14	-	-	-
FRANCE	107,987	-	-	-	-	-
GEORGIA	63	82	302	312	416	394
GERMANY	16,173	-	-	-	-	-
GREECE	59,746	48	54	28	31	25
HUNGARY	2,290	796	1,034	1,014	1,347	1,141
ICELAND	194	-	-	-	-	-
IRELAND	21	-	-	-	-	-
ITALY	46,566	-	-	-	-	-
KAZAKHSTAN	253	97	388	389	587	540
KYRGYZSTAN	50	60	231	257	336	383
LATVIA	355	197	388	535	751	729
LITHUANIA	369	196	498	523	664	727
LUXEMBOURG	550	-	-	-	-	-
MACEDONIA (FYROM)	-	125	249	319	457	448
MALTA	207	58	30	104	91	109
MOLDOVA	57	106	273	268	460	485
NETHERLANDS	39,100	-	-	-	-	-
NORWAY	31,652	-	-	-	-	-
POLAND	2,445	747	1,021	1,000	1,318	1,381
PORTUGAL	48,719	500	769	551	844	700
ROMANIA	621	460	758	922	1,094	1,111
RUSSIA	1,059	413	760	842	732	228
SLOVAKIA	424	253	471	621	621	623
SLOVENIA	195	150	253	400	654	476

TOTALS MAY NOT ADD DUE TO ROUNDING

\* LESS THAN \$500

INTERNATIONAL MILITARY EDUCATION AND TRAINING PROGRAM/DELIVERIES (CONTINUED)  
INCLUDES MILITARY ASSISTANCE SERVICE FUNDED AND EMERGENCY DRAWDOWNS

(DOLLARS IN THOUSANDS)

FY 2000	FY 2001	FY 2002	FY 2003	FY 2004	FY 1950 FY 2004
-	-	-	-	-	56
906	968	1,013	1,500	1,882	34,344
125	198	488	638	882	14,870
19,438	19,269	26,818	31,544	34,865	883,785
646	800	866	957	1,197	7,518
-	-	75	659	869	1,603
-	-	-	-	-	1,887
-	-	377	878	1,082	2,337
-	-	-	-	-	904
-	-	-	-	-	33,889
601	734	800	796	990	5,912
1,000	1,099	1,212	1,324	1,462	10,944
514	532	593	700	-	3,979
1,441	962	1,800	1,929	2,135	13,698
-	-	-	-	-	954
-	-	-	-	-	30,451
789	750	1,036	1,099	1,404	7,881
-	-	-	-	-	783
-	-	-	-	-	107,987
409	481	889	1,184	1,040	5,572
-	-	-	-	-	16,173
25	25	499	594	568	61,643
1,398	1,394	1,789	1,888	2,041	16,133
-	-	-	-	-	194
-	-	-	-	-	21
-	-	-	-	-	46,566
567	583	893	872	1,232	6,402
358	380	600	1,068	1,041	4,764
749	815	1,047	1,091	1,337	7,993
750	797	1,019	1,087	1,343	7,973
-	-	-	-	-	550
504	541	579	676	844	4,742
100	136	295	292	-	1,422
487	630	889	988	1,211	5,854
-	-	-	-	-	39,100
-	-	-	-	-	31,652
1,670	1,318	1,891	2,172	2,198	17,161
656	594	720	850	707	55,610
1,093	1,244	1,356	1,651	1,523	11,833
717	156	-	777	702	6,386
633	742	845	920	1,075	7,228
579	672	827	935	950	6,091

NEAR EAST AND SOUTH ASIA (CONTINUED)

SYRIA
TUNISIA
YEMEN
EUROPE
ALBANIA
ARMENIA
AUSTRIA
AZERBAIJAN
BELARUS
BELGIUM
BOSNIA-HERZEGOVINA
BULGARIA
CROATIA
CZECH REPUBLIC
CZECHOSLOVAKIA
DENMARK
ESTONIA
FINLAND
FRANCE
GEORGIA
GERMANY
GREECE
HUNGARY
ICELAND
IRELAND
ITALY
KAZAKHSTAN
KYRGYZSTAN
LATVIA
LITHUANIA
LUXEMBOURG
MACEDONIA (FYROM)
MALTA
MOLDOVA
NETHERLANDS
NORWAY
POLAND
PORTUGAL
ROMANIA
RUSSIA
SLOVAKIA
SLOVENIA

TOTALS MAY NOT ADD DUE TO ROUNDING

\* LESS THAN \$500



INTERNATIONAL MILITARY EDUCATION AND TRAINING PROGRAM/DELIVERIES (CONTINUED)  
INCLUDES MILITARY ASSISTANCE SERVICE FUNDED AND EMERGENCY DRAWDOWNS

(DOLLARS IN THOUSANDS)

	<u>FY 1950</u> <u>FY 1994</u>	<u>FY 1995</u>	<u>FY 1996</u>	<u>FY 1997</u>	<u>FY 1998</u>	<u>FY 1999</u>
<u>EUROPE (CONTINUED)</u>						
SPAIN	67,688	52	49	-	-	-
TAJIKISTAN	-	-	-	-	-	-
TURKEY	153,961	1,102	1,095	1,454	1,505	1,514
TURKMENISTAN	50	118	213	262	336	261
UKRAINE	1,056	707	1,019	1,015	1,250	1,304
UNITED KINGDOM	21,624	-	-	-	-	-
UZBEKISTAN	-	95	293	286	457	526
YUGOSLAVIA	5,076	-	-	-	-	-
<u>AFRICA</u>	<u>148,690</u>	<u>4,955</u>	<u>6,016</u>	<u>7,093</u>	<u>7,989</u>	<u>8,463</u>
ANGOLA	-	-	-	174	-	-
BENIN	872	161	281	350	376	372
BOTSWANA	4,569	440	454	391	540	562
BURKINA FASO	960	-	-	-	-	-
BURUNDI	1,763	44	71	-	-	-
CAMEROON	2,966	-	83	104	142	184
CAPE VERDE	923	75	64	208	153	70
CENTRAL AFRICAN REP	1,641	186	110	158	150	81
CHAD	3,537	62	-	27	100	87
COMOROS	458	-	64	76	101	14
CONGO (BRAZZAVILLE)	743	150	162	147	-	-
CONGO (KINSHASA)	18,121	-	-	-	-	-
DJIBOUTI	1,620	125	150	94	103	123
EQUATORIAL GUINEA	815	-	-	-	-	-
ERITREA	82	200	261	413	409	439
ETHIOPIA	22,974	248	327	313	279	516
GABON	1,299	-	-	-	-	-
GAMBIA	851	-	-	-	-	-
GHANA	4,524	222	257	243	288	391
GUINEA	1,769	155	35	55	70	167
GUINEA-BISSAU	899	75	88	119	64	-
IVORY COAST	2,023	120	151	170	211	189
KENYA	16,411	283	297	304	443	462
LESOTHO	589	32	72	76	75	74
LIBERIA	9,401	-	-	-	-	-
MADAGASCAR	1,058	-	102	113	146	115
MALAWI	1,993	125	154	228	284	332
MALI	3,227	163	155	152	275	374
MAURITANIA	769	-	-	-	-	-
MAURITIUS	157	-	-	22	63	95
MOZAMBIQUE	448	138	203	204	178	184
NAMIBIA	926	126	190	188	203	145
NIGER	3,748	189	11	-	-	-

TOTALS MAY NOT ADD DUE TO ROUNDING

\* LESS THAN \$500

INTERNATIONAL MILITARY EDUCATION AND TRAINING PROGRAM/DELIVERIES (CONTINUED)  
INCLUDES MILITARY ASSISTANCE SERVICE FUNDED AND EMERGENCY DRAWDOWNS

(DOLLARS IN THOUSANDS)

FY 2000      FY 2001      FY 2002      FY 2003      FY 2004      FY 1950  
FY 2004

EUROPE (CONTINUED)

-      -      -      -      -      67,789  
-      -      259      339      348      946  
1,554      1,689      2,756      2,800      4,991      174,421  
313      258      388      216      283      2,698  
1,338      1,443      1,638      1,698      1,809      14,278  
-      -      -      -      -      21,624  
547      494      880      1,104      484      5,166  
-      -      -      -      -      5,076

SPAIN  
TAJIKISTAN  
TURKEY  
TURKMENISTAN  
UKRAINE  
UNITED KINGDOM  
UZBEKISTAN  
YUGOSLAVIA

7,543      8,533      10,332      9,868      11,109      230,590

-      -      -      152      300      626  
356      384      502      382      -      4,036  
479      663      692      716      922      10,428  
-      -      -      -      114      1,074  
-      -      -      -      -      1,878  
189      223      193      306      361      4,750  
123      126      146      143      200      2,231  
103      116      128      13      -      2,685  
100      173      216      253      573      5,128  
-      -      -      -      121      834  
-      86      140      108      17      1,553  
-      -      -      -      321      18,442  
163      132      163      154      381      3,208  
-      -      -      -      -      815  
27      155      340      181      42      2,549  
152      -      445      210      541      26,005  
47      131      157      233      281      2,148  
-      -      48      68      183      1,150  
450      338      482      522      921      8,638  
179      254      266      210      482      3,642  
22      55      69      77      -      1,468  
22      -      -      -      -      2,886  
422      443      486      596      635      20,782  
86      78      96      52      -      1,230  
-      -      -      -      -      9,401  
160      158      208      209      333      2,602  
345      388      385      312      415      4,961  
270      355      342      309      -      5,622  
-      83      130      131      231      1,343  
79      86      93      110      144      849  
178      200      153      196      243      2,325  
175      193      208      175      -      2,529  
-      102      132      103      -      4,285

AFRICA  
ANGOLA  
BENIN  
BOTSWANA  
BURKINA FASO  
BURUNDI  
CAMEROON  
CAPE VERDE  
CENTRAL AFRICAN REP  
CHAD  
COMOROS  
CONGO (BRAZZAVILLE)  
CONGO (KINSHASA)  
DJIBOUTI  
EQUATORIAL GUINEA  
ERITREA  
ETHIOPIA  
GABON  
GAMBIA  
GHANA  
GUINEA  
GUINEA-BISSAU  
IVORY COAST  
KENYA  
LESOTHO  
LIBERIA  
MADAGASCAR  
MALAWI  
MALI  
MAURITANIA  
MAURITIUS  
MOZAMBIQUE  
NAMIBIA  
NIGER

TOTALS MAY NOT ADD DUE TO ROUNDING

\* LESS THAN \$500

INTERNATIONAL MILITARY EDUCATION AND TRAINING PROGRAM/DELIVERIES (CONTINUED)  
INCLUDES MILITARY ASSISTANCE SERVICE FUNDED AND EMERGENCY DRAWDOWNS

(DOLLARS IN THOUSANDS)

	FY 1950 FY 1994	FY 1995	FY 1996	FY 1997	FY 1998	FY 1999
AFRICA (CONTINUED)						
NIGERIA	2,674	-	-	-	-	90
RWANDA	993	50	243	359	473	314
SAO TOME & PRINCIPE	673	29	75	72	74	86
SENEGAL	7,211	598	637	697	815	846
SEYCHELLES	396	10	31	50	79	103
SIERRA LEONE	1,191	52	134	3	-	-
SOMALIA	6,619	-	-	-	-	-
SOUTH AFRICA	104	297	466	656	804	1,022
SUDAN	10,131	-	-	-	-	-
SWAZILAND	832	57	50	85	93	91
TANZANIA	679	81	126	5	185	181
TOGO	751	-	-	25	-	-
UGANDA	1,328	138	189	342	357	305
ZAMBIA	360	92	99	172	143	150
ZIMBABWE	2,613	232	224	298	313	299
WESTERN HEMISPHERE	315,562	4,458	8,217	8,532	9,693	9,857
ANTIGUA & BARBUDA	266	3	95	93	123	109
ARGENTINA	14,325	109	588	603	607	613
BAHAMAS	546	13	116	107	110	127
BARBADOS	675	11	99	103	60	57
BELIZE	1,085	54	217	208	258	175
BOLIVIA	19,757	368	547	509	570	533
BRAZIL	17,182	100	200	222	220	206
CHILE	17,829	120	301	395	453	478
COLOMBIA	33,394	588	95	-	885	917
COSTA RICA	3,378	68	196	200	241	240
CUBA	2,023	-	-	-	-	-
DOMINICA	417	39	35	32	40	50
DOMINICAN REPUBLIC	19,697	213	507	622	556	493
ECUADOR	21,494	293	547	425	534	569
EL SALVADOR	32,697	404	535	455	512	491
GRENADA	800	39	61	49	58	59
GUATEMALA	10,885	-	-	205	223	253
GUYANA	258	97	220	178	181	216
HAITI	3,882	35	169	275	290	160
HONDURAS	23,383	325	500	425	500	560
JAMAICA	4,876	174	469	487	504	472
MEXICO	6,946	400	992	1,008	921	918
NICARAGUA	11,583	-	-	57	74	200
PANAMA	8,265	-	-	-	-	87
PARAGUAY	8,418	134	155	284	216	215
PERU	23,836	325	380	483	462	478

TOTALS MAY NOT ADD DUE TO ROUNDING

\* LESS THAN \$500

INTERNATIONAL MILITARY EDUCATION AND TRAINING PROGRAM/DELIVERIES (CONTINUED)  
INCLUDES MILITARY ASSISTANCE SERVICE FUNDED AND EMERGENCY DRAWDOWNS

(DOLLARS IN THOUSANDS)

FY 2000	FY 2001	FY 2002	FY 2003	FY 2004	FY 1950 FY 2004
---------	---------	---------	---------	---------	--------------------

AFRICA (CONTINUED)

525	663	750	96	-	4,798
164	-	-	162	298	3,056
45	101	112	180	188	1,635
764	912	931	1,062	1,188	15,660
72	60	40	53	98	992
-	130	177	318	415	2,420
-	-	-	-	-	6,619
904	1,200	1,471	1,258	-	8,182
-	-	-	-	-	10,131
105	98	84	97	131	1,723
167	214	275	210	-	2,123
-	52	83	116	204	1,231
247	-	-	170	371	3,447
137	181	189	225	456	2,205
286	-	-	-	-	4,265

NIGERIA  
RWANDA  
SAO TOME & PRINCIPE  
SENEGAL  
SEYCHELLES  
SIERRA LEONE  
SOMALIA  
SOUTH AFRICA  
SUDAN  
SWAZILAND  
TANZANIA  
TOGO  
UGANDA  
ZAMBIA  
ZIMBABWE

9,890	10,766	12,721	14,114	13,375	417,184
-------	--------	--------	--------	--------	---------

113	96	144	146	179	1,367
740	846	1,025	1,000	1,084	21,540
112	110	144	146	165	1,696
71	86	113	125	-	1,400
161	223	212	173	277	3,043
548	665	712	800	589	25,598
223	241	437	483	-	19,514
499	550	570	559	600	22,354
900	1,040	1,180	1,165	1,653	41,816
280	297	384	336	-	5,620
-	-	-	-	-	2,023
58	52	71	65	143	1,002
487	513	527	570	973	25,158
518	550	625	645	-	26,200
523	653	814	1,165	1,479	39,728
47	44	82	81	147	1,467
228	291	350	350	501	13,286
168	192	294	316	359	2,479
222	-	14	51	235	5,333
548	546	649	724	1,308	29,468
461	465	586	646	700	9,840
865	1,000	944	1,250	1,257	16,502
194	163	372	600	778	14,020
117	131	178	209	552	9,540
210	238	360	297	-	10,527
455	509	518	592	-	28,038

WESTERN HEMISPHERE  
ANTIGUA & BARBUDA  
ARGENTINA  
BAHAMAS  
BARBADOS  
BELIZE  
BOLIVIA  
BRAZIL  
CHILE  
COLOMBIA  
COSTA RICA  
CUBA  
DOMINICA  
DOMINICAN REPUBLIC  
ECUADOR  
EL SALVADOR  
GRENADA  
GUATEMALA  
GUYANA  
HAITI  
HONDURAS  
JAMAICA  
MEXICO  
NICARAGUA  
PANAMA  
PARAGUAY  
PERU

TOTALS MAY NOT ADD DUE TO ROUNDING

\* LESS THAN \$500

INTERNATIONAL MILITARY EDUCATION AND TRAINING PROGRAM/DELIVERIES (CONTINUED)  
INCLUDES MILITARY ASSISTANCE SERVICE FUNDED AND EMERGENCY DRAWDOWNS

(DOLLARS IN THOUSANDS)

	<u>FY 1950</u> <u>FY 1994</u>	<u>FY 1995</u>	<u>FY 1996</u>	<u>FY 1997</u>	<u>FY 1998</u>	<u>FY 1999</u>
<u>WESTERN HEMISPHERE (CONTINUED)</u>						
ST KITTS AND NEVIS	601	39	75	56	65	63
ST LUCIA	525	46	68	43	44	57
ST VINCENT + GREN.	673	40	74	44	50	49
SURINAME	128	28	85	149	82	100
TRINIDAD + TOBAGO	422	-	83	95	133	148
URUGUAY	9,163	143	380	332	321	364
VENEZUELA	16,153	250	428	388	400	400
<u>INTERNATL. ORG. AND VARIOUS</u>	<u>278</u>	<u>-</u>	<u>-</u>	<u>-</u>	<u>-</u>	<u>-</u>
<u>GEN. AND REG. COSTS</u>	<u>252,470</u>	<u>709</u>	<u>900</u>	<u>1,198</u>	<u>1,260</u>	<u>950</u>

A/ DURING THE PERIOD FY 66-75, GRANT AID FUNDING IN SUPPORT OF ACTIVITIES IN SOUTHEAST ASIA WAS A PART OF THE REGULAR DOD APPROPRIATION AND WAS IDENTIFIED FOR PROGRAMMING PURPOSES AS MILITARY ASSISTANCE SERVICE FUNDED (MASF) PROGRAMS. THE FUNDS WERE USED FOR PROVIDING MILITARY EQUIPMENT AND RELATED SERVICES AND TRAINING TO THOSE COUNTRIES ENGAGED IN THE HOSTILITIES IN SOUTHEAST ASIA, I.E., KOREA, LAOS, PHILIPPINES, THAILAND, AND VIETNAM.

NOTE: SECURITY ASSISTANCE TRAINING IS CONSIDERED FULLY DELIVERED WHEN FUNDED.

TOTALS MAY NOT ADD DUE TO ROUNDING

\* LESS THAN \$500

INTERNATIONAL MILITARY EDUCATION AND TRAINING PROGRAM/DELIVERIES (CONTINUED)  
INCLUDES MILITARY ASSISTANCE SERVICE FUNDED AND EMERGENCY DRAWDOWNS

(DOLLARS IN THOUSANDS)

<u>FY 2000</u>	<u>FY 2001</u>	<u>FY 2002</u>	<u>FY 2003</u>	<u>FY 2004</u>	<u>FY 1950</u> <u>FY 2004</u>	
						<u>WESTERN HEMISPHERE (CONTINUED)</u>
67	66	92	93	125	1,342	ST KITTS AND NEVIS
79	36	81	88	125	1,192	ST LUCIA
52	50	-	-	-	1,033	ST VINCENT + GREN.
102	107	147	156	147	1,230	SURINAME
132	122	132	150	-	1,417	TRINIDAD + TOBAGO
326	398	464	450	-	12,341	URUGUAY
384	485	500	683	-	20,071	VENEZUELA
-	-	-	-	-	278	<u>INTERNATL. ORG. AND VARIOUS</u>
<u>756</u>	<u>2,798</u>	<u>2,991</u>	<u>3,039</u>	<u>3,410</u>	<u>270,481</u>	<u>GEN. AND REG. COSTS</u>

TOTALS MAY NOT ADD DUE TO ROUNDING

\* LESS THAN \$500

AS OF 30 SEP 04

SUMMARY OF STUDENTS TRAINED UNDER INTERNATIONAL MILITARY EDUCATION AND TRAINING PROGRAM  
INCLUDES MILITARY ASSISTANCE SERVICE FUNDED AND EMERGENCY DRAWDOWNS

	<u>FY 1950</u> <u>FY 1994</u>	<u>FY 1995</u>	<u>FY 1996</u>	<u>FY 1997</u>	<u>FY 1998</u>	<u>FY 1999</u>
<u>WORLDWIDE</u>	<u>606,273</u>	<u>2,659</u>	<u>3,482</u>	<u>3,454</u>	<u>3,978</u>	<u>9,000</u>
<u>EAST ASIA AND PACIFIC</u>	<u>298,362</u>	<u>360</u>	<u>498</u>	<u>363</u>	<u>402</u>	<u>930</u>
CAMBODIA	67,487	9	49	15	-	-
EAST TIMOR	-	-	-	-	-	-
FIJI	112	-	-	-	-	1
INDOCHINA	434	-	-	-	-	-
INDONESIA	8,055	-	17	7	14	79
JAPAN	15,721	-	-	-	-	-
KOREA (SEOUL)	38,529	7	4	-	-	-
LAOS	44,500	-	-	-	-	-
MALAYSIA	2,191	47	84	58	57	152
MONGOLIA	17	7	3	10	35	99
MYANMAR	1,227	-	-	-	-	-
PAPUA NEW GUINEA	162	14	17	4	6	86
REP OF PHILIPPINES	23,674	120	114	118	120	214
SINGAPORE	264	3	4	-	-	-
SOLOMON ISLANDS	52	9	10	6	9	29
TAIWAN	25,597	-	-	-	-	-
THAILAND	22,291	121	171	120	146	181
TONGA	107	8	8	10	6	28
VANUATU	5	8	10	3	4	39
VIETNAM	47,935	-	-	-	-	-
WESTERN SAMOA	2	7	7	12	5	22
<u>NEAR EAST AND SOUTH ASIA</u>	<u>45,648</u>	<u>444</u>	<u>486</u>	<u>575</u>	<u>571</u>	<u>812</u>
AFGHANISTAN	487	-	-	-	-	-
ALGERIA	183	7	7	5	8	12
BAHRAIN	90	20	19	21	30	34
BANGLADESH	813	12	25	23	26	78
EGYPT	3,343	74	63	72	73	82
INDIA	1,007	10	21	18	13	6
IRAN	11,049	-	-	-	-	-
IRAQ	410	-	-	-	-	-
ISRAEL	80	-	-	-	-	-
JORDAN	7,395	82	107	171	163	196
LEBANON	2,572	67	74	100	63	163
LIBYA	567	-	-	-	-	-
MALDIVES	82	5	8	8	8	6
MOROCCO	4,497	36	41	34	43	50
NEPAL	280	7	10	15	15	13
OMAN	266	20	22	17	21	40
PAKISTAN	6,242	-	-	-	-	-
SAUDI ARABIA	1,434	-	-	-	-	-
SRI LANKA	444	10	14	16	33	9

SUMMARY OF STUDENTS TRAINED UNDER INTERNATIONAL MILITARY EDUCATION AND TRAINING PROGRAM  
INCLUDES MILITARY ASSISTANCE SERVICE FUNDED AND EMERGENCY DRAWDOWNS

<u>FY 2000</u>	<u>FY 2001</u>	<u>FY 2002</u>	<u>FY 2003</u>	<u>FY 2004</u>	<u>FY 1950 FY 2004</u>	
8,216	8,386	10,417	10,643	11,832	678,340	<u>WORLDWIDE</u>
648	664	718	791	667	304,403	<u>EAST ASIA AND PACIFIC</u>
-	-	-	-	-	67,560	CAMBODIA
-	-	-	111	3	114	EAST TIMOR
22	-	-	-	16	151	FIJI
-	-	-	-	-	434	INDOCHINA
-	-	30	41	32	8,275	INDONESIA
-	-	-	-	-	15,721	JAPAN
-	-	-	-	-	38,540	KOREA (SEOUL)
-	-	-	-	-	44,500	LAOS
126	66	48	47	63	2,939	MALAYSIA
130	148	204	142	201	996	MONGOLIA
-	-	-	-	-	1,227	MYANMAR
96	80	36	56	83	640	PAPUA NEW GUINEA
90	129	145	185	176	25,085	REP OF PHILIPPINES
-	-	-	-	-	271	SINGAPORE
19	34	29	39	3	239	SOLOMON ISLANDS
-	-	-	-	-	25,597	TAIWAN
94	152	178	140	43	23,637	THAILAND
1	4	16	5	8	201	TONGA
2	27	17	13	39	167	VANUATU
-	-	-	-	-	47,935	VIETNAM
68	24	15	12	-	174	WESTERN SAMOA
735	634	974	1,217	1,312	53,408	<u>NEAR EAST AND SOUTH ASIA</u>
-	-	-	8	136	631	AFGHANISTAN
9	9	2	71	80	393	ALGERIA
28	21	37	115	90	505	BAHRAIN
31	36	50	113	38	1,245	BANGLADESH
62	64	59	52	50	3,994	EGYPT
18	24	78	36	101	1,332	INDIA
-	-	-	-	-	11,049	IRAN
-	-	-	-	-	410	IRAQ
-	-	-	-	-	80	ISRAEL
163	150	174	208	210	9,019	JORDAN
129	99	159	188	120	3,734	LEBANON
-	-	-	-	-	567	LIBYA
6	7	18	8	11	167	MALDIVES
46	81	50	109	75	5,062	MOROCCO
43	12	72	73	42	582	NEPAL
102	25	60	43	25	641	OMAN
-	-	39	101	76	6,458	PAKISTAN
-	-	2	2	3	1,441	SAUDI ARABIA
10	53	68	12	13	682	SRI LANKA



SUMMARY OF STUDENTS TRAINED UNDER INTERNATIONAL MILITARY EDUCATION AND TRAINING PROGRAM (CONTINUED)  
INCLUDES MILITARY ASSISTANCE SERVICE FUNDED AND EMERGENCY DRAWDOWNS

	FY 1950 FY 1994	FY 1995	FY 1996	FY 1997	FY 1998	FY 1999
NEAR EAST AND SOUTH ASIA (CONTINUED)						
SYRIA	20	-	-	-	-	-
TUNISIA	3,550	94	74	72	66	118
YEMEN	837	-	1	3	9	5
EUROPE	114,576	524	724	746	1,074	2,678
ALBANIA	23	13	22	27	31	126
ARMENIA	-	-	-	-	-	-
AUSTRIA	576	4	5	-	-	-
AZERBAIJAN	-	-	-	-	-	-
BELARUS	10	8	7	6	2	-
BELGIUM	5,118	-	-	-	-	-
BOSNIA-HERZEGOVINA	-	-	9	14	23	106
BULGARIA	73	16	28	38	36	118
CROATIA	-	14	18	40	56	165
CZECH REPUBLIC	71	32	44	37	71	178
CZECHOSLOVAKIA	72	-	-	-	-	-
DENMARK	4,657	-	-	-	-	-
ESTONIA	45	9	13	26	34	48
FINLAND	180	2	3	-	-	-
FRANCE	14,402	-	-	-	-	-
GEORGIA	3	4	14	11	18	57
GERMANY	1,535	-	-	-	-	-
GREECE	17,539	6	7	2	2	2
HUNGARY	171	35	58	49	60	197
ICELAND	98	-	-	-	-	-
IRELAND	8	-	-	-	-	-
ITALY	9,622	-	-	-	-	-
KAZAKHSTAN	18	3	14	14	19	11
KYRGYZSTAN	1	2	10	8	11	13
LATVIA	40	15	11	29	51	74
LITHUANIA	29	11	19	27	51	65
LUXEMBOURG	168	-	-	-	-	-
MACEDONIA (FYROM)	-	8	12	13	30	71
MALTA	65	5	5	10	9	8
MOLDOVA	1	5	13	12	17	46
NETHERLANDS	6,506	-	-	-	-	-
NORWAY	5,506	-	-	-	-	-
POLAND	164	39	51	57	69	248
PORTUGAL	5,155	60	47	30	56	126
ROMANIA	40	24	42	44	63	281
RUSSIA	85	25	45	48	45	11
SLOVAKIA	28	14	25	31	42	105
SLOVENIA	15	10	21	30	52	75

SUMMARY OF STUDENTS TRAINED UNDER INTERNATIONAL MILITARY EDUCATION AND TRAINING PROGRAM (CONTINUED)  
INCLUDES MILITARY ASSISTANCE SERVICE FUNDED AND EMERGENCY DRAWDOWNS

<u>FY 2000</u>	<u>FY 2001</u>	<u>FY 2002</u>	<u>FY 2003</u>	<u>FY 2004</u>	<u>FY 1950</u> <u>FY 2004</u>	
-	-	-	-	-	20	SYRIA
82	44	91	62	85	4,338	TUNISIA
6	9	15	16	157	1,058	YEMEN
2,619	2,904	3,368	3,711	3,149	136,073	EUROPE
109	128	59	148	45	731	ALBANIA
-	-	5	33	30	68	ARMENIA
-	-	-	-	-	585	AUSTRIA
-	-	29	88	24	141	AZERBAIJAN
-	-	-	-	-	33	BELARUS
-	-	-	-	-	5,118	BELGIUM
55	54	65	158	271	755	BOSNIA-HERZEGOVINA
90	53	197	144	150	943	BULGARIA
136	194	135	62	-	820	CROATIA
128	232	330	191	229	1,543	CZECH REPUBLIC
-	-	-	-	-	72	CZECHOSLOVAKIA
-	-	-	-	-	4,657	DENMARK
42	46	108	251	143	765	ESTONIA
-	-	-	-	-	185	FINLAND
-	-	-	-	-	14,402	FRANCE
84	158	119	233	138	839	GEORGIA
-	-	-	-	-	1,535	GERMANY
1	1	77	95	86	17,818	GREECE
143	103	132	170	251	1,369	HUNGARY
-	-	-	-	-	98	ICELAND
-	-	-	-	-	8	IRELAND
-	-	-	-	-	9,622	ITALY
18	12	57	27	46	239	KAZAKHSTAN
9	11	16	59	30	170	KYRGYZSTAN
157	179	142	100	64	862	LATVIA
28	33	171	119	174	727	LITHUANIA
-	-	-	-	-	168	LUXEMBOURG
157	32	23	101	61	508	MACEDONIA (FYROM)
8	37	82	88	-	317	MALTA
62	31	96	140	86	509	MOLDOVA
-	-	-	-	-	6,506	NETHERLANDS
-	-	-	-	-	5,506	NORWAY
182	64	76	192	61	1,203	POLAND
12	80	103	136	117	5,922	PORTUGAL
113	284	201	147	349	1,588	ROMANIA
248	84	-	61	14	666	RUSSIA
100	99	40	79	33	596	SLOVAKIA
183	205	484	303	56	1,434	SLOVENIA

SUMMARY OF STUDENTS TRAINED UNDER INTERNATIONAL MILITARY EDUCATION AND TRAINING PROGRAM (CONTINUED)  
INCLUDES MILITARY ASSISTANCE SERVICE FUNDED AND EMERGENCY DRAWDOWNS

	FY 1950 FY 1994	FY 1995	FY 1996	FY 1997	FY 1998	FY 1999
EUROPE (CONTINUED)						
SPAIN	13,776	4	5	-	-	-
TAJIKISTAN	-	-	-	-	-	-
TURKEY	23,826	109	121	84	157	180
TURKMENISTAN	1	3	9	10	11	6
UKRAINE	57	39	36	41	46	347
UNITED KINGDOM	3,970	-	-	-	-	-
UZBEKISTAN	-	5	10	8	12	14
YUGOSLAVIA	922	-	-	-	-	-
AFRICA	18,111	281	384	385	409	1,809
ANGOLA	-	-	-	5	-	-
BENIN	94	5	14	19	14	80
BOTSWANA	674	26	36	30	34	56
BURKINA FASO	98	-	-	-	-	-
BURUNDI	170	5	3	-	-	-
CAMEROON	288	-	5	6	9	38
CAPE VERDE	75	2	2	7	6	2
CENTRAL AFRICAN REP	149	10	5	5	5	2
CHAD	278	3	-	6	5	53
COMOROS	48	-	2	2	5	1
CONGO (BRAZZAVILLE)	64	6	7	6	-	-
CONGO (KINSHASA)	1,587	-	-	-	-	-
DJIBOUTI	150	8	7	5	4	6
EQUATORIAL GUINEA	59	-	-	-	-	-
ERITREA	3	19	18	20	18	10
ETHIOPIA	3,938	25	33	10	11	7
GABON	102	-	-	-	-	-
GAMBIA	109	-	-	-	-	-
GHANA	873	16	16	18	23	29
GUINEA	158	6	1	2	3	8
GUINEA-BISSAU	73	5	3	6	3	-
IVORY COAST	249	7	7	9	9	56
KENYA	1,988	18	24	19	26	132
LESOTHO	80	3	9	10	7	77
LIBERIA	1,235	-	-	-	-	-
MADAGASCAR	102	-	4	5	-	-
MALAWI	273	7	10	18	25	105
MALI	303	6	9	7	12	59
MAURITANIA	64	-	-	-	-	-
MAURITIUS	20	-	-	5	6	4
MOZAMBIQUE	28	5	8	6	5	59
NAMIBIA	111	9	13	11	11	8
NIGER	312	10	2	-	-	-

SUMMARY OF STUDENTS TRAINED UNDER INTERNATIONAL MILITARY EDUCATION AND TRAINING PROGRAM (CONTINUED)  
INCLUDES MILITARY ASSISTANCE SERVICE FUNDED AND EMERGENCY DRAWDOWNS

<u>FY 2000</u>	<u>FY 2001</u>	<u>FY 2002</u>	<u>FY 2003</u>	<u>FY 2004</u>	<u>FY 1950</u> <u>FY 2004</u>	
						EUROPE (CONTINUED)
-	-	-	-	-	13,785	SPAIN
-	-	32	100	124	256	TAJIKISTAN
204	235	242	203	267	25,628	TURKEY
6	5	9	4	5	69	TURKMENISTAN
311	543	263	204	291	2,178	UKRAINE
-	-	-	-	-	3,970	UNITED KINGDOM
33	1	75	75	4	237	UZBEKISTAN
-	-	-	-	-	922	YUGOSLAVIA
<u>1,530</u>	<u>1,606</u>	<u>2,292</u>	<u>1,710</u>	<u>1,683</u>	<u>30,200</u>	AFRICA
-	-	-	5	16	26	ANGOLA
64	56	50	44	-	440	BENIN
57	103	138	40	55	1,249	BOTSWANA
-	-	-	-	1	99	BURKINA FASO
-	-	-	-	-	178	BURUNDI
12	10	9	14	10	401	CAMEROON
5	5	6	6	7	123	CAPE VERDE
2	4	5	-	-	187	CENTRAL AFRICAN REP
7	10	9	16	25	412	CHAD
-	-	-	-	2	60	COMOROS
-	-	3	33	5	124	CONGO (BRAZZAVILLE)
-	-	-	-	33	1,620	CONGO (KINSHASA)
3	4	7	39	8	241	DJIBOUTI
-	-	-	-	-	59	EQUATORIAL GUINEA
-	7	66	78	2	241	ERITREA
2	-	10	8	36	4,080	ETHIOPIA
3	1	8	10	40	164	GABON
-	-	4	5	8	126	GAMBIA
58	49	51	27	43	1,203	GHANA
73	88	161	28	196	724	GUINEA
1	2	2	2	-	97	GUINEA-BISSAU
1	-	-	-	-	338	IVORY COAST
107	52	158	59	96	2,679	KENYA
68	64	50	5	-	373	LESOTHO
-	-	-	-	-	1,235	LIBERIA
26	7	71	7	65	377	MADAGASCAR
128	66	68	79	21	800	MALAWI
68	52	10	12	-	538	MALI
-	-	96	5	50	215	MAURITANIA
24	45	45	35	72	256	MAURITIUS
66	10	82	69	24	362	MOZAMBIQUE
10	14	17	68	-	272	NAMIBIA
-	9	111	32	-	476	NIGER

SUMMARY OF STUDENTS TRAINED UNDER INTERNATIONAL MILITARY EDUCATION AND TRAINING PROGRAM (CONTINUED)  
INCLUDES MILITARY ASSISTANCE SERVICE FUNDED AND EMERGENCY DRAWDOWNS

	FY 1950 FY 1994	FY 1995	FY 1996	FY 1997	FY 1998	FY 1999
AFRICA (CONTINUED)						
NIGERIA	768	-	-	-	-	7
RWANDA	82	2	5	14	23	52
SAO TOME & PRINCIPE	51	1	2	2	2	2
SENEGAL	579	31	29	30	33	171
SEYCHELLES	46	1	2	3	5	28
SIERRA LEONE	181	5	11	-	-	-
SOMALIA	541	-	-	-	-	-
SOUTH AFRICA	4	15	35	38	52	551
SUDAN	1,130	-	-	-	-	-
SWAZILAND	141	3	5	6	7	6
TANZANIA	99	5	6	-	12	8
TOGO	67	-	-	5	-	-
UGANDA	183	10	17	24	22	20
ZAMBIA	54	7	8	10	5	51
ZIMBABWE	430	-	26	16	-	38
WESTERN HEMISPHERE	129,512	1,048	1,389	1,385	1,522	2,771
ANTIGUA & BARBUDA	117	1	11	13	16	16
ARGENTINA	4,512	12	65	72	126	197
ARUBA	-	-	-	-	6	-
BAHAMAS	327	9	18	12	17	17
BARBADOS	235	3	12	9	6	6
BELIZE	427	6	31	29	32	33
BOLIVIA	6,170	41	74	68	66	76
BRAZIL	8,908	19	38	41	20	30
CHILE	7,738	172	174	167	188	174
COLOMBIA	21,983	274	28	-	154	611
COSTA RICA	1,790	18	45	52	60	53
CUBA	523	-	-	-	-	-
DOMINICA	163	6	6	5	7	6
DOMINICAN REPUBLIC	6,684	20	70	70	48	47
ECUADOR	9,404	64	135	109	68	162
EL SALVADOR	6,994	24	68	27	23	181
GRENADA	268	6	9	7	10	6
GUATEMALA	4,399	-	-	29	21	103
GUYANA	103	17	26	22	17	20
HAITI	956	5	9	19	13	2
HONDURAS	8,609	108	105	112	134	221
JAMAICA	1,372	9	54	66	53	57
MEXICO	2,481	58	221	192	165	194
NICARAGUA	5,740	-	-	4	5	55
PANAMA	6,766	-	-	-	-	2
PARAGUAY	2,403	15	10	27	22	57

SUMMARY OF STUDENTS TRAINED UNDER INTERNATIONAL MILITARY EDUCATION AND TRAINING PROGRAM (CONTINUED)  
INCLUDES MILITARY ASSISTANCE SERVICE FUNDED AND EMERGENCY DRAWDOWNS

<u>FY 2000</u>	<u>FY 2001</u>	<u>FY 2002</u>	<u>FY 2003</u>	<u>FY 2004</u>	<u>FY 1950</u> <u>FY 2004</u>	
						AFRICA (CONTINUED)
115	23	204	6	-	1,123	NIGERIA
8	-	-	49	57	292	RWANDA
2	2	31	5	46	146	SAO TOME & PRINCIPE
69	46	31	124	48	1,191	SENEGAL
1	1	16	27	23	153	SEYCHELLES
-	7	78	244	269	795	SIERRA LEONE
-	-	-	-	-	541	SOMALIA
447	792	582	333	-	2,849	SOUTH AFRICA
-	-	-	-	-	1,130	SUDAN
17	42	10	15	7	259	SWAZILAND
8	11	18	40	-	207	TANZANIA
-	9	71	15	50	217	TOGO
18	-	-	6	51	351	UGANDA
42	15	14	120	317	643	ZAMBIA
18	-	-	-	-	528	ZIMBABWE
2,684	2,578	3,065	3,214	5,021	154,189	WESTERN HEMISPHERE
12	10	14	-	18	228	ANTIGUA & BARBUDA
191	210	264	536	493	6,678	ARGENTINA
-	-	-	-	-	6	ARUBA
10	12	24	34	34	514	BAHAMAS
9	6	10	-	-	296	BARBADOS
20	18	64	41	35	736	BELIZE
88	73	92	51	1,807	8,606	BOLIVIA
22	26	80	80	-	9,264	BRAZIL
201	348	175	198	244	9,779	CHILE
763	513	588	529	654	26,097	COLOMBIA
69	51	66	46	-	2,250	COSTA RICA
-	-	-	-	-	523	CUBA
7	4	8	-	11	223	DOMINICA
36	58	87	47	53	7,220	DOMINICAN REPUBLIC
94	107	101	75	-	10,319	ECUADOR
143	243	354	274	389	8,720	EL SALVADOR
6	5	9	-	11	337	GRENADA
19	33	78	89	174	4,945	GUATEMALA
16	15	18	23	24	301	GUYANA
39	-	4	47	58	1,152	HAITI
208	111	208	222	319	10,357	HONDURAS
118	70	229	114	77	2,219	JAMAICA
95	116	91	171	460	4,244	MEXICO
135	76	61	104	91	6,271	NICARAGUA
12	17	23	31	34	6,885	PANAMA
42	38	48	31	-	2,693	PARAGUAY

SUMMARY OF STUDENTS TRAINED UNDER INTERNATIONAL MILITARY EDUCATION AND TRAINING PROGRAM (CONTINUED)  
INCLUDES MILITARY ASSISTANCE SERVICE FUNDED AND EMERGENCY DRAWDOWNS

	FY 1950 FY 1994	FY 1995	FY 1996	FY 1997	FY 1998	FY 1999
WESTERN HEMISPHERE (CONTINUED)						
PERU	9,690	59	26	53	60	44
ST KITTS AND NEVIS	218	6	11	10	8	26
ST LUCIA	212	8	9	5	8	6
ST VINCENT + GREN.	243	8	10	6	7	8
SURINAME	31	2	17	10	9	86
TRINIDAD + TOBAGO	137	-	8	12	18	15
URUGUAY	3,325	15	30	65	72	78
VENEZUELA	6,584	63	69	72	63	182
INTERNATL. ORG. AND VARIOUS	13	-	-	-	-	-
GEN. AND REG. COSTS	51	2	1	-	-	-

NOTE: SINCE FY 1999 FIGURES FOR THE INTERNATIONAL MILITARY EDUCATION TRAINING (IMET) STUDENTS TRAINED INCLUDE THE TOTAL NUMBER OF STUDENTS TRAINED BY A MOBILE TRAINING TEAM (MTT). PRIOR TO FY 1999 THE DATA IN THIS DOCUMENT COUNTED ONLY THE MTT ITSELF, NOT THE TOTAL NUMBER OF STUDENTS TRAINED BY EACH MTT.

A/ DURING THE PERIOD FY 66-75, GRANT AID FUNDING IN SUPPORT OF ACTIVITIES IN SOUTHEAST ASIA WAS A PART OF THE REGULAR DOD APPROPRIATION AND WAS IDENTIFIED FOR PROGRAMMING PURPOSES AS MILITARY ASSISTANCE SERVICE FUNDED (MASF) PROGRAMS. THE FUNDS WERE USED FOR PROVIDING MILITARY EQUIPMENT AND RELATED SERVICES AND TRAINING TO THOSE COUNTRIES ENGAGED IN THE HOSTILITIES IN SOUTHEAST ASIA, I.E., KOREA, LAOS, PHILIPPINES, THAILAND, AND VIETNAM.

SUMMARY OF STUDENTS TRAINED UNDER INTERNATIONAL MILITARY EDUCATION AND TRAINING PROGRAM (CONTINUED)  
INCLUDES MILITARY ASSISTANCE SERVICE FUNDED AND EMERGENCY DRAWDOWNS

<u>FY 2000</u>	<u>FY 2001</u>	<u>FY 2002</u>	<u>FY 2003</u>	<u>FY 2004</u>	<u>FY 1950</u> <u>FY 2004</u>	
						<u>WESTERN HEMISPHERE (CONTINUED)</u>
55	60	85	172	-	10,304	PERU
9	9	8	-	11	316	ST KITTS AND NEVIS
9	3	9	-	13	282	ST LUCIA
5	6	12	-	-	305	ST VINCENT + GREN.
72	86	14	16	11	354	SURINAME
12	8	9	8	-	227	TRINIDAD + TOBAGO
74	127	171	202	-	4,159	URUGUAY
93	119	61	73	-	7,379	VENEZUELA
-	-	-	-	-	13	<u>INTERNATL. ORG. AND VARIOUS</u>
-	-	-	-	-	54	<u>GEN. AND REG. COSTS</u>