

**FOREIGN MILITARY SALES,
FOREIGN MILITARY CONSTRUCTION
SALES AND
MILITARY ASSISTANCE FACTS**

AS OF SEPTEMBER 30, 2003

**NOTE: THIS PUBLICATION IS AVAILABLE ON THE DSCA WEB SITE AT WWW.DSCA.MIL
AND CAN BE DOWNLOADED IN HARD COPY FORMAT.**

**PUBLISHED BY
DEPUTY FOR OPERATIONS AND ADMINISTRATION
BUSINESS OPERATIONS/COMPTROLLER, DSCA**

TABLE OF CONTENTS

NARRATIVE DESCRIPTION OF STATISTICAL TABLES	iv
GRAPH - FOREIGN MILITARY SALES AGREEMENTS (DEFENSE ARTICLES & SERVICES AND CONSTRUCTION	1
*FOREIGN MILITARY SALES AGREEMENTS	2
*FOREIGN MILITARY CONSTRUCTION SALES AGREEMENTS.	12
GRAPH - FOREIGN MILITARY SALES DELIVERIES (DEFENSE ARTICLES & SERVICES AND CONSTRUCTION	17
*FOREIGN MILITARY SALES DELIVERIES	18
*FOREIGN MILITARY CONSTRUCTION SALES DELIVERIES.	28
GRAPH - FOREIGN MILITARY FINANCING PROGRAM	33
FOREIGN MILITARY FINANCING PROGRAM	34
COMMERCIAL EXPORTS LICENSED UNDER ARMS EXPORT CONTROL ACT	64
MILITARY ASSISTANCE PROGRAM MERGER FUNDS.	76
GRAPH - MILITARY ASSISTANCE PROGRAM	81
MILITARY ASSISTANCE PROGRAM	82
GRAPH - MILITARY ASSISTANCE PROGRAM DELIVERIES/EXPENDITURES	91
MILITARY ASSISTANCE PROGRAM DELIVERIES/EXPENDITURES	92
MAP EXCESS DEFENSE ARTICLES PROGRAM - ACQUISITION COST.	98
MAP EXCESS DEFENSE ARTICLES DELIVERED - ACQUISITION COST.	102
GRAPH - IMET PROGRAM/DELIVERIES	107
INTERNATIONAL MILITARY EDUCATION AND TRAINING PROGRAM/DELIVERIES.	108
SUMMARY OF STUDENTS TRAINED UNDER IMET.	118

*The data in this publication regarding Foreign Military Sales Agreements and Deliveries portrays only sales and deliveries of defense articles and defense services. In accordance with Section 29 of the Arms Export Control Act, Foreign Military Construction Sales Agreements and Deliveries are shown separately in tables on pages 12 and 28 of this publication.

NARRATIVE DESCRIPTION OF STATISTICAL TABLES

1. **FOREIGN MILITARY SALES (FMS) AGREEMENTS** - Total dollar value of defense articles and defense services purchased with cash, credit, and MAP Merger Funds by a foreign government or international organization in any fiscal year. Also see Item 7, Military Assistance Program Merger Funds.
2. **FOREIGN MILITARY SALES (FMS) DELIVERIES** - Total dollar value of defense articles and defense services delivered to a foreign government or international organization in any fiscal year. After implementing an FMS agreement, the responsible military department directs release of materiel from stocks or procurement or provision of services or training. As execution progresses, the military department reports accrued expenditures and physical deliveries within 30 days of date of shipment or performance.
3. **FOREIGN MILITARY CONSTRUCTION SALES (FMCS) AGREEMENTS** - Total dollar value of design and construction services purchased by a foreign government in any fiscal year.
4. **FOREIGN MILITARY CONSTRUCTION SALES (FMCS) DELIVERIES** - Total dollar value of disbursements against design and construction services provided to a foreign government in any fiscal year. Also see Item 2, Foreign Military Sales Deliveries.
5. **FOREIGN MILITARY FINANCING (FMF) PROGRAM** - The amount of credit extended to a foreign government or international organization in any fiscal year for the procurement of defense articles, defense services, and design and construction services. Such procurements may be from U.S. military departments under FMS/FMCS, or may be negotiated directly with U.S. commercial suppliers following the approval of DoD. FMF credits are issued in the form of DoD direct loans which require repayment, or DoD direct loans for which repayment has been waived by the Congress. Annual foreign military financing programs may be applied to FMS/FMCS or commercial procurement contracts negotiated in prior, current or subsequent years within the parameters of the applicable purchase and loan financing agreements.
6. **COMMERCIAL EXPORTS** - The total dollar value of deliveries made against purchases of munitions-controlled items by foreign governments directly from U.S. manufacturers. The data are compiled by the Office of Defense Trade Controls (DTC), Department of

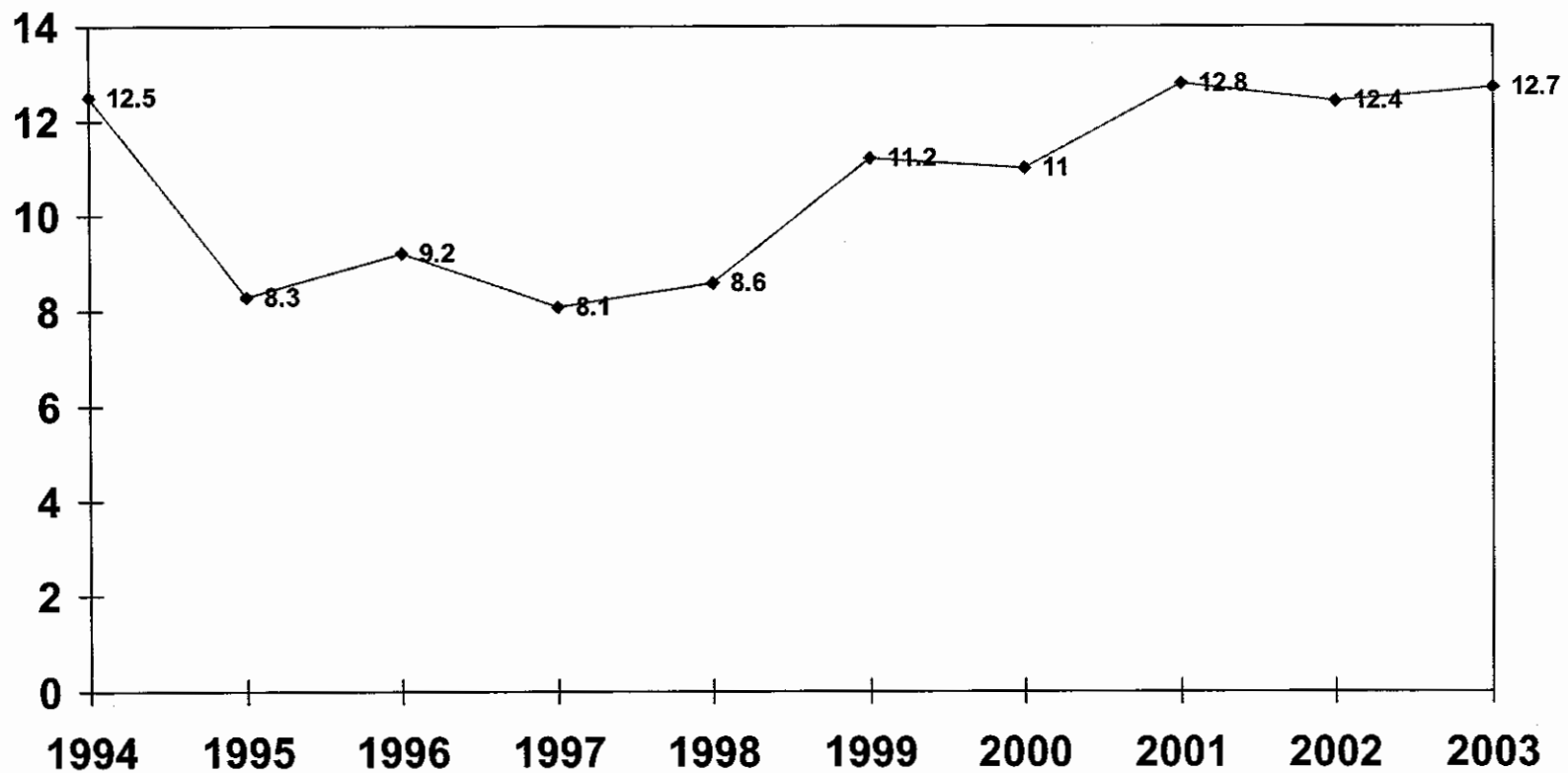
NARRATIVE DESCRIPTION OF STATISTICAL TABLES (Continued)

State, from shippers' export documents and completed licenses returned to DTC from ports of exit by the U.S. Customs Service.

7. MILITARY ASSISTANCE PROGRAM (MAP) MERGER FUNDS - Approved funds which are transferred to the FMS Trust Fund and merged with countries' FMS funds. MAP "merger" funds are non-repayable, and may be used solely to meet obligations of the recipient countries for payment of FMS/FMCS purchases; they are not available to finance procurements from U.S. commercial suppliers.
8. MILITARY ASSISTANCE PROGRAM (MAP) - The dollar amount of materiel and services (other than training) programmed for a particular foreign country in any fiscal year for which the U.S. Government receives no dollar reimbursement.
9. MILITARY ASSISTANCE PROGRAM (MAP) DELIVERIES/EXPENDITURES - The dollar amount of materiel and services (other than training) delivered or expended against amounts programmed in the current fiscal year or prior fiscal years.
10. EXCESS DEFENSE ARTICLES PROGRAM - ACQUISITION COST - Total dollar value of excess defense articles transferred to a foreign country or international organization at the original acquisition cost. Excess defense articles are defined as being owned by the U.S. Government and not procured in anticipation of military assistance or sales requirements, or pursuant to a military assistance or sales order, which are excess to Department of Defense requirements at the time such articles are dropped from inventory by the supplying agency.
11. EXCESS DEFENSE ARTICLES DELIVERED - ACQUISITION COST - Total dollar value of excess defense articles delivered to a recipient country in any fiscal year at original acquisition cost.
12. INTERNATIONAL MILITARY EDUCATION & TRAINING (IMET) PROGRAM/DELIVERIES - The dollar value allocated in any fiscal year for the training of foreign military students both overseas and in the continental United States, and the cost of training aids and materials associated with such training, for which the U.S. Government receives no dollar reimbursement. This program is considered fully delivered when funded.

PAGE INTENTIONALLY LEFT BLANK

FOREIGN MILITARY SALES AGREEMENTS INCLUDES CONSTRUCTION (Dollars in Billions)



FOREIGN MILITARY SALES AGREEMENTS

(DOLLARS IN THOUSANDS)

	<u>FY 1950</u> <u>FY 1993</u>	<u>FY 1994</u>	<u>FY 1995</u>	<u>FY 1996</u>	<u>FY 1997</u>	<u>FY 1998</u>
<u>WORLDWIDE</u>	<u>237,854,050</u>	<u>12,561,254</u>	<u>8,339,786</u>	<u>9,203,174</u>	<u>8,120,185</u>	<u>8,638,956</u>
<u>EAST ASIA AND PACIFIC</u>	<u>46,230,600</u>	<u>3,154,833</u>	<u>1,841,582</u>	<u>2,493,066</u>	<u>2,129,259</u>	<u>1,698,680</u>
AUSTRALIA	7,907,615	215,974	150,017	164,254	282,456	240,114
BRUNEI	414	-	40	-	130	-
CAMBODIA	-	-	1,697	416	606	2,093
CHINA	259,714	-	-	-	-	-
EAST TIMOR	-	-	-	-	-	-
FIJI	1,829	-	12	-	-	-
INDOCHINA	8,542	-	-	-	-	-
INDONESIA	713,379	9,326	11,486	28,043	723	213
JAPAN	8,259,916	718,912	621,965	491,652	325,303	345,133
KOREA (SEOUL)	8,136,097	347,703	439,014	846,246	762,701	289,977
LAOS	-	-	-	-	1,169	190
MALAYSIA	192,018	703,918	23,008	5,231	13,133	1,244
MONGOLIA	-	-	-	-	-	-
MYANMAR	8,734	-	-	-	-	-
NEW ZEALAND	296,018	15,349	8,997	6,763	23,758	13,531
PAPUA NEW GUINEA	327	-	-	-	-	-
REP OF PHILIPPINES	1,018,557	18,647	14,382	18,681	18,249	10,069
SINGAPORE	1,299,019	535,337	182,572	303,336	184,836	164,114
TAIWAN	14,327,889	357,859	208,123	446,976	345,946	589,758
THAILAND	3,605,956	231,798	180,268	181,424	170,247	42,243
TONGA	250	12	-	43	-	-
UNTAET	-	-	-	-	-	-
VIETNAM	1,167	-	-	-	-	-
<u>NEAR EAST AND SOUTH ASIA</u>	<u>112,824,537</u>	<u>4,609,467</u>	<u>2,284,483</u>	<u>3,817,960</u>	<u>2,107,616</u>	<u>4,346,310</u>
AFGHANISTAN	-	-	-	-	-	-
ALGERIA	6,029	-	-	-	-	-
BAHRAIN	981,028	34,254	46,457	92,862	58,523	319,249
BANGLADESH	2,831	-	7,517	-	1,556	31,708
EGYPT	13,716,172	405,079	991,511	1,251,152	909,687	956,292
INDIA	85,888	-	*	-	297	-
IRAN	10,827,434	-	-	-	-	-
IRAQ	13,152	-	-	-	-	-
ISRAEL	14,358,865	2,101,584	615,694	809,947	489,052	646,318
JORDAN	1,831,456	38,272	12,872	188,907	17,316	17,583
KUWAIT	6,579,896	165,131	77,548	229,691	48,128	120,346
LEBANON	560,047	29,247	63,601	15,297	16,659	12,251
LIBYA	28,249	-	-	-	-	-
MOROCCO	1,047,621	14,832	12,391	6,103	5,124	1,384
NEPAL	1,255	-	-	-	-	-
OMAN	164,897	1,311	6,743	2,668	7,361	3,066
PAKISTAN	3,640,591	-	78	-	97	37
QATAR	4,230	4,109	-	-	-	-

TOTALS MAY NOT ADD DUE TO ROUNDING

* LESS THAN \$500

FOREIGN MILITARY SALES AGREEMENTS

(DOLLARS IN THOUSANDS)

<u>FY 1999</u>	<u>FY 2000</u>	<u>FY 2001</u>	<u>FY 2002</u>	<u>FY 2003</u>	<u>FY 1950 FY 2003</u>	
11,298,477	11,028,015	12,860,781	12,410,410	12,804,182	347,215,438	<u>WORLDWIDE</u>
2,482,208	1,971,840	2,264,881	3,344,986	2,438,568	70,050,503	<u>EAST ASIA AND PACIFIC</u>
410,089	415,298	159,207	171,166	450,148	10,566,339	AUSTRALIA
-	356	-	-	-	939	BRUNEI
200	463	325	424	-	6,225	CAMBODIA
-	-	-	-	-	259,714	CHINA
-	-	-	-	1,000	1,000	EAST TIMOR
-	-	-	-	-	1,842	FIJI
-	-	-	-	-	8,542	INDOCHINA
345	-	-	-	-	763,516	INDONESIA
223,492	509,290	354,125	980,468	732,153	13,562,410	JAPAN
530,186	603,460	764,191	1,845,599	482,828	15,048,003	KOREA (SEOUL)
-	-	82	-	-	1,441	LAOS
27,974	5,071	3,014	22,822	5,386	1,002,819	MALAYSIA
-	-	2,100	287	3,179	5,565	MONGOLIA
-	-	-	-	-	8,734	MYANMAR
10,344	5,612	56,009	5,962	10,136	452,477	NEW ZEALAND
-	-	-	-	-	327	PAPUA NEW GUINEA
9,535	13,620	7,145	14,180	45,336	1,188,401	REP OF PHILIPPINES
660,894	105,995	654,380	146,785	167,677	4,404,947	SINGAPORE
555,300	134,682	207,028	70,961	462,461	17,769,983	TAIWAN
53,847	177,992	57,275	84,537	78,265	4,863,852	THAILAND
-	-	-	-	-	305	TONGA
-	-	-	1,796	-	1,796	UNTAET
-	-	-	-	-	1,167	VIETNAM
5,402,894	3,765,888	5,843,288	5,087,140	3,182,993	153,272,576	<u>NEAR EAST AND SOUTH ASIA</u>
-	-	-	6,066	67,940	74,006	AFGHANISTAN
*	-	50	-	-	6,079	ALGERIA
52,356	177,600	128,084	103,301	93,046	2,086,759	BAHRAIN
-	2,050	886	-	-	46,548	BANGLADESH
2,030,552	1,566,596	1,651,652	1,029,394	930,637	25,438,724	EGYPT
-	-	-	138,265	63,000	287,449	INDIA
-	-	-	-	-	10,827,434	IRAN
-	-	-	-	-	13,152	IRAQ
2,375,434	755,493	2,820,718	682,615	499,476	26,155,195	ISRAEL
13,958	115,991	102,660	114,505	147,611	2,601,132	JORDAN
85,325	200,372	288,607	1,013,623	320,531	9,129,198	KUWAIT
1,568	7,596	5,438	1,342	335	713,381	LEBANON
-	-	-	-	-	28,249	LIBYA
3,569	6,859	6,590	20,844	4,519	1,129,835	MOROCCO
-	585	-	3,320	15,257	20,417	NEPAL
4,196	4,259	4,143	815,914	10,037	1,024,593	OMAN
-	-	-	27,060	167,199	3,835,062	PAKISTAN
-	-	32	1,176	6,000	15,547	QATAR

TOTALS MAY NOT ADD DUE TO ROUNDING

* LESS THAN \$500

FOREIGN MILITARY SALES AGREEMENTS (CONTINUED)

(DOLLARS IN THOUSANDS)

	FY 1950 FY 1993	FY 1994	FY 1995	FY 1996	FY 1997	FY 1998
<u>NEAR EAST AND SOUTH ASIA (CONTINUED)</u>						
SAUDI ARABIA	56,603,890	1,571,149	435,793	1,212,312	531,678	2,165,890
SRI LANKA	1,810	185	42	103	38	21
SYRIA	1	-	-	-	-	-
TUNISIA	629,428	17,163	10,231	7,184	17,010	5,999
UNITED ARAB EMIRATES	-	-	-	-	-	-
UNITED ARAB EMIRATES	1,414,393	227,151	4,005	1,735	5,089	66,167
YEMEN	325,376	-	-	-	-	-
<u>EUROPE</u>	<u>67,006,012</u>	<u>4,028,496</u>	<u>3,417,043</u>	<u>2,078,507</u>	<u>2,895,246</u>	<u>1,712,958</u>
ALBANIA	-	5	-	3,384	709	-
ARMENIA	-	-	-	-	-	-
AUSTRIA	300,442	26,255	8,272	9,118	19,010	8,739
AZERBAIJAN	-	-	-	-	-	-
BELGIUM	3,379,012	19,644	24,859	59,131	121,333	21,275
BOSNIA-HERZEGOVINA	-	-	-	87	1,186	187
BULGARIA	-	-	-	*	3,613	3,266
CROATIA	-	-	-	-	-	-
CZECH REPUBLIC	-	-	-	6,290	2,221	2,965
DENMARK	1,984,887	47,716	31,993	128,192	31,354	8,549
ESTONIA	15	-	29	681	835	4,852
FINLAND	2,431,842	596,054	155,579	1,832	287	1,817
FRANCE	1,246,160	45,789	670,593	21,290	102,604	21,058
GEORGIA	-	-	-	-	-	1,130
GERMANY	12,033,304	177,418	239,722	226,346	314,997	178,146
GREECE	5,045,946	282,865	185,702	256,279	204,922	483,691
HUNGARY	10,976	-	-	3,916	4,983	5,322
ICELAND	544	-	-	12	-	-
IRELAND	944	-	45	-	-	-
ITALY	1,924,721	44,965	30,812	78,390	39,874	91,797
KAZAKHSTAN	-	-	-	-	-	165
KYRGYZSTAN	-	-	-	-	-	-
LATVIA	-	6	74	359	1,280	4,552
LITHUANIA	-	-	327	299	2,428	3,785
LUXEMBOURG	8,270	346	48	3,088	3,716	693
MACEDONIA (FYROM)	-	-	-	-	1,798	9,417
MALTA	192	-	12	-	-	-
MOLDOVA	-	-	-	-	-	753
NETHERLANDS	6,616,901	41,588	908,387	145,816	239,711	229,680
NORWAY	2,658,810	124,065	12,378	339,325	67,401	85,923
POLAND	-	-	-	6,014	4,187	10,788
PORTUGAL	1,007,319	6,538	10,715	3,526	19,020	11,267
ROMANIA	-	-	14,129	4,749	310	4,836
SLOVAKIA	-	-	*	644	1,820	2,947
SLOVENIA	-	-	-	208	184	5,640

TOTALS MAY NOT ADD DUE TO ROUNDING

* LESS THAN \$500

FOREIGN MILITARY SALES AGREEMENTS (CONTINUED)

(DOLLARS IN THOUSANDS)

<u>FY 1999</u>	<u>FY 2000</u>	<u>FY 2001</u>	<u>FY 2002</u>	<u>FY 2003</u>	<u>FY 1950</u> <u>FY 2003</u>
786,207	659,087	684,136	879,283	692,650	66,222,074
192	-	-	-	1,000	3,392
-	-	-	-	-	1
1,780	10,683	1,915	9,165	7,545	718,104
16,273	257,198	146,429	239,599	124,843	784,342
31,169	1,188	1,108	1,553	15,539	1,769,096
315	333	841	115	15,828	342,808
<u>2,572,183</u>	<u>4,211,615</u>	<u>3,613,381</u>	<u>2,447,906</u>	<u>5,757,562</u>	<u>99,740,910</u>
1,421	2,673	2,883	5,634	9,992	26,701
-	-	-	-	6,947	6,947
3,548	8,036	15,271	4,923	5,703	409,317
-	-	-	-	3,086	3,086
68,235	36,739	85,732	48,580	68,358	3,932,896
4,200	6,892	2,198	2,145	2,595	19,490
1,076	8,248	21,119	4,784	14,089	56,196
-	209	277	4,128	14,446	19,060
9,115	11,073	9,581	20,544	8,805	70,595
152,145	15,496	47,200	94,980	22,734	2,565,246
2,135	5,152	3,185	7,936	14,716	39,536
4,035	12,535	89,215	7,216	4,950	3,305,362
74,122	84,580	268,878	229,626	45,598	2,810,297
1,631	8,539	3,596	35,250	12,459	62,605
327,497	295,329	93,982	161,365	319,314	14,367,420
341,242	2,080,834	809,797	335,514	54,128	10,080,919
7,636	6,772	3,197	12,797	5,365	60,964
-	-	-	-	-	556
45	-	4	9	12,510	13,556
58,866	160,300	805,387	168,158	154,119	3,557,388
-	2,430	130	1,073	1,311	5,109
776	1,017	-	7,480	4,751	14,024
2,796	4,594	2,007	6,000	14,734	36,401
741	5,046	5,399	13,799	47,363	79,187
2,434	345	573	2,823	2,037	24,374
4,347	4,006	16,348	4,509	10,302	50,726
-	109	5,922	-	5,428	11,663
2,752	1,834	692	2,181	1,104	9,316
116,022	420,630	263,099	156,047	97,969	9,235,849
79,015	155,656	92,344	90,027	108,519	3,813,462
23,873	20,549	27,974	65,489	3,570,226	3,729,100
235,616	5,795	20,383	160,843	7,908	1,488,929
13,176	7,453	2,616	17,664	18,332	83,264
2,867	6,246	3,000	15,721	8,428	41,674
1,888	1,004	1,322	6,291	6,714	23,250

NEAR EAST AND SOUTH ASIA (CONTINUED)

SAUDI ARABIA
SRI LANKA
SYRIA
TUNISIA
UNITED ARAB EMIRATES
UNITED ARAB EMIRATES
YEMEN

EUROPE

ALBANIA
ARMENIA
AUSTRIA
AZERBAIJAN
BELGIUM
BOSNIA-HERZEGOVINA
BULGARIA
CROATIA
CZECH REPUBLIC
DENMARK
ESTONIA
FINLAND
FRANCE
GEORGIA
GERMANY
GREECE
HUNGARY
ICELAND
IRELAND
ITALY
KAZAKHSTAN
KYRGYZSTAN
LATVIA
LITHUANIA
LUXEMBOURG
MACEDONIA (FYROM)
MALTA
MOLDOVA
NETHERLANDS
NORWAY
POLAND
PORTUGAL
ROMANIA
SLOVAKIA
SLOVENIA

TOTALS MAY NOT ADD DUE TO ROUNDING

* LESS THAN \$500

FOREIGN MILITARY SALES AGREEMENTS (CONTINUED)

(DOLLARS IN THOUSANDS)

	<u>FY 1950</u> <u>FY 1993</u>	<u>FY 1994</u>	<u>FY 1995</u>	<u>FY 1996</u>	<u>FY 1997</u>	<u>FY 1998</u>
<u>EUROPE (CONTINUED)</u>						
SPAIN	5,765,571	57,756	387,865	116,922	840,621	68,853
SWEDEN	325,391	21,848	12,229	12,068	6,438	2,425
SWITZERLAND	2,815,515	17,775	21,507	5,020	11,736	17,872
TAJIKISTAN	-	-	-	-	-	-
TURKEY	8,723,267	1,942,298	540,541	195,945	298,795	305,041
TURKMENISTAN	-	-	-	-	-	-
UKRAINE	-	-	-	-	-	1,065
UNITED KINGDOM	10,642,280	575,568	161,225	449,575	547,871	112,884
UZBEKISTAN	-	-	-	-	-	1,579
YUGOSLAVIA	83,704	-	-	-	-	-
<u>AFRICA</u>	<u>1,229,735</u>	<u>11,868</u>	<u>4,619</u>	<u>8,997</u>	<u>10,704</u>	<u>23,072</u>
BENIN	76	240	-	-	-	688
BOTSWANA	18,603	1,745	89	698	423	507
BURUNDI	65	-	-	-	-	-
CAMEROON	47,114	-	-	49	-	-
CAPE VERDE	1,598	20	2	-	-	-
CENTRAL AFRICAN REP	577	-	-	-	-	-
CHAD	28,566	618	152	688	21	1,522
COMOROS	80	-	-	-	-	-
CONGO (BRAZZAVILLE)	13	-	-	-	-	-
CONGO (KINSHASA)	137,441	-	-	-	-	-
DJIBOUTI	12,566	284	43	163	33	-
EQUATORIAL GUINEA	1,509	-	-	-	-	-
ERITREA	-	-	190	370	1,558	28
ETHIOPIA	86,561	1,224	465	327	961	11,659
GABON	5,913	81	-	-	-	-
GAMBIA	898	1,313	-	-	-	-
GHANA	610	713	75	312	-	1,200
GUINEA	7,782	448	-	-	-	324
GUINEA-BISSAU	1,385	1,271	-	202	121	-
IVORY COAST	2,015	-	-	5	182	-
KENYA	238,758	1,341	1,863	4,522	757	2,632
LESOTHO	6	-	-	-	-	-
LIBERIA	44,893	-	-	-	-	-
MADAGASCAR	3,744	86	-	-	45	-
MALAWI	4,484	261	-	88	-	1,469
MALI	335	636	-	-	-	1,972
MAURITANIA	962	-	-	-	-	-
MAURITIUS	-	650	-	-	-	-
MOZAMBIQUE	-	-	229	1	-	-
NAMIBIA	2,264	737	60	-	426	366
NIGER	15,799	5	589	-	-	-
NIGERIA	64,216	-	-	-	-	-

TOTALS MAY NOT ADD DUE TO ROUNDING

* LESS THAN \$500

FOREIGN MILITARY SALES AGREEMENTS (CONTINUED)

(DOLLARS IN THOUSANDS)

<u>FY 1999</u>	<u>FY 2000</u>	<u>FY 2001</u>	<u>FY 2002</u>	<u>FY 2003</u>	<u>FY 1950</u> <u>FY 2003</u>	
349,522	92,369	65,439	122,966	119,889	7,987,770	SPAIN
2,881	4,366	3,232	6,731	2,090	399,700	SWEDEN
75,817	8,919	16,996	138,193	23,901	3,153,250	SWITZERLAND
-	-	-	-	1,804	1,804	TAJIKISTAN
331,620	386,191	141,567	205,868	440,042	13,511,173	TURKEY
-	657	-	975	627	2,259	TURKMENISTAN
2,000	10,612	3,043	5,092	3,210	25,022	UKRAINE
264,482	328,349	678,009	247,146	464,913	14,472,302	UNITED KINGDOM
2,613	34	1,786	27,400	16,046	49,458	UZBEKISTAN
-	-	-	-	-	83,704	YUGOSLAVIA
11,030	9,800	17,976	20,828	40,329	1,388,958	AFRICA
2,000	-	145	26	-	3,175	BENIN
273	434	928	1,237	1,032	25,969	BOTSWANA
-	-	-	-	-	65	BURUNDI
-	-	-	-	-	47,163	CAMEROON
1	-	-	-	3	1,623	CAPE VERDE
-	-	3	-	-	580	CENTRAL AFRICAN REP
500	176	300	594	530	33,668	CHAD
-	-	-	-	-	80	COMOROS
-	-	-	-	-	13	CONGO (BRAZZAVILLE)
-	-	-	-	-	137,441	CONGO (KINSHASA)
-	-	-	-	2,819	15,909	DJIBOUTI
-	-	-	-	-	1,509	EQUATORIAL GUINEA
-	-	-	-	-	2,146	ERITREA
-	-	-	-	1,800	102,996	ETHIOPIA
-	-	70	-	-	6,065	GABON
-	-	-	-	-	2,211	GAMBIA
2,037	1,300	676	-	150	7,073	GHANA
52	-	509	3,100	-	12,214	GUINEA
-	-	-	-	-	2,979	GUINEA-BISSAU
1,700	-	-	-	-	3,902	IVORY COAST
2,291	640	5,491	1,313	13,289	272,898	KENYA
-	-	-	-	-	6	LESOTHO
-	-	-	-	-	44,893	LIBERIA
-	-	-	1,654	-	5,529	MADAGASCAR
-	-	-	282	-	6,584	MALAWI
-	600	29	200	200	3,971	MALI
-	-	-	-	-	962	MAURITANIA
-	-	-	-	-	650	MAURITIUS
-	-	3	15	-	249	MOZAMBIQUE
30	-	-	379	-	4,263	NAMIBIA
-	-	-	294	251	16,937	NIGER
271	3,180	6,947	8,610	6,594	89,819	NIGERIA

TOTALS MAY NOT ADD DUE TO ROUNDING

* LESS THAN \$500

FOREIGN MILITARY SALES AGREEMENTS (CONTINUED)

(DOLLARS IN THOUSANDS)

	FY 1950 FY 1993	FY 1994	FY 1995	FY 1996	FY 1997	FY 1998
<u>AFRICA (CONTINUED)</u>						
RWANDA	1,522	-	-	144	-	64
SAO TOME & PRINCIPE	480	-	-	-	-	190
SENEGAL	21,565	39	299	208	1,991	-
SEYCHELLES	508	1	-	-	62	-
SIERRA LEONE	3,449	17	2	-	-	-
SOMALIA	152,935	-	-	-	-	-
SOUTH AFRICA	3,149	-	30	1,065	325	-
SUDAN	315,564	-	-	-	-	-
TANZANIA	76	-	-	-	-	18
TOGO	513	-	-	-	-	-
UGANDA	82	6	-	155	3,746	433
ZAMBIA	-	122	317	-	-	-
ZIMBABWE	1,059	12	213	-	54	-
<u>WESTERN HEMISPHERE</u>	<u>8,194,698</u>	<u>319,831</u>	<u>315,888</u>	<u>228,086</u>	<u>310,138</u>	<u>187,349</u>
ANTIGUA & BARBUDA	6,365	431	152	-	262	2
ARGENTINA	230,209	28,279	15,096	3,389	14,973	5,643
BAHAMAS	-	-	-	-	51	60
BARBADOS	2,899	804	87	684	139	250
BELIZE	3,453	382	299	-	314	18
BOLIVIA	15,430	1	-	371	3	469
BOLIVIA - INTL NARC	70,650	11,591	11,321	3,379	8,609	1,824
BRAZIL	638,653	52,617	44,508	42,522	22,151	30,003
CANADA	3,660,433	92,039	173,396	117,565	98,146	104,225
CHILE	189,934	1,272	3,447	2,232	2,217	1,077
COLOMBIA	249,937	60,998	19,042	8,054	74,766	12,375
COLOMBIA - INTL NARC	136,505	18,751	9,205	6,856	-	5,758
COSTA RICA	30,082	799	23	193	160	-
CUBA	4,510	-	-	-	-	-
DOMINICA	4,241	885	51	-	80	-
DOMINICAN REPUBLIC	31,815	897	406	407	174	92
ECUADOR	156,591	5,104	123	-	3,941	245
ECUADOR - INTL NARC	1,947	226	137	318	955	76
EL SALVADOR	863,517	14,581	5,583	3,281	3,077	6,384
GRENADA	9,010	603	91	-	422	-
GUATEMALA	58,468	-	-	-	-	68
GUYANA	-	66	14	-	70	-
HAITI	3,404	-	-	4,813	741	246
HONDURAS	407,567	1,317	2,340	6,980	932	4,921
JAMAICA	31,605	723	1,072	757	264	211
MEXICO	188,107	4,140	1,359	4,387	21,885	1,223
NICARAGUA	5,205	-	-	-	-	-
PANAMA	34,795	450	51	169	-	-
PARAGUAY	1,060	198	12	-	19	44

TOTALS MAY NOT ADD DUE TO ROUNDING

* LESS THAN \$500

FOREIGN MILITARY SALES AGREEMENTS (CONTINUED)

(DOLLARS IN THOUSANDS)

<u>FY 1999</u>	<u>FY 2000</u>	<u>FY 2001</u>	<u>FY 2002</u>	<u>FY 2003</u>	<u>FY 1950</u> <u>FY 2003</u>
----------------	----------------	----------------	----------------	----------------	----------------------------------

AFRICA (CONTINUED)

-	-	-	-	-	1,730
-	-	-	70	-	740
1,276	2,815	1,880	963	206	31,242
-	320	-	-	-	890
-	-	-	-	-	3,469
-	-	-	-	-	152,935
599	335	136	1,916	12,419	19,973
-	-	-	-	-	315,564
-	-	-	76	-	169
-	-	-	98	70	681
-	-	-	-	965	5,388
-	-	-	-	-	439
-	-	858	-	-	2,196

RWANDA
SAO TOME & PRINCIPE
SENEGAL
SEYCHELLES
SIERRA LEONE
SOMALIA
SOUTH AFRICA
SUDAN
TANZANIA
TOGO
UGANDA
ZAMBIA
ZIMBABWE

163,274	435,720	200,698	799,093	352,133	11,506,909
680	-	450	541	530	9,414
18,670	9,484	8,964	3,531	3,612	341,849
*	-	-	-	619	730
-	-	35	116	97	5,112
144	70	186	-	404	5,271
-	7	980	652	210	18,124
1,769	530	755	726	1,462	112,615
19,526	52,081	8,465	36,150	14,802	961,477
70,616	115,849	99,135	151,087	255,865	4,938,356
4,290	2,273	2,789	548,066	627	758,222
7,231	227,891	14,559	37,295	25,545	737,693
2,716	5,544	2,153	2,269	340	190,095
211	1	-	-	-	31,469
-	-	-	-	-	4,510
161	87	120	210	228	6,063
393	164	572	822	23,282	59,025
-	-	363	5,203	5,995	177,566
894	265	135	300	-	5,253
2,911	2,558	1,704	3,056	2,225	908,877
251	3	145	197	210	10,931
-	-	-	-	-	58,536
-	104	267	297	232	1,049
-	105	-	-	-	9,309
526	761	1,066	686	-	427,095
290	739	549	837	-	37,046
8,423	419	19,362	2,057	6,805	258,166
-	-	-	-	384	5,589
114	385	82	-	-	36,046
30	17	26	597	-	2,005

WESTERN HEMISPHERE
ANTIGUA & BARBUDA
ARGENTINA
BAHAMAS
BARBADOS
BELIZE
BOLIVIA
BOLIVIA - INTL NARC
BRAZIL
CANADA
CHILE
COLOMBIA
COLOMBIA - INTL NARC
COSTA RICA
CUBA
DOMINICA
DOMINICAN REPUBLIC
ECUADOR
ECUADOR - INTL NARC
EL SALVADOR
GRENADA
GUATEMALA
GUYANA
HAITI
HONDURAS
JAMAICA
MEXICO
NICARAGUA
PANAMA
PARAGUAY

TOTALS MAY NOT ADD DUE TO ROUNDING

* LESS THAN \$500

FOREIGN MILITARY SALES AGREEMENTS (CONTINUED)

(DOLLARS IN THOUSANDS)

	FY 1950 FY 1993	FY 1994	FY 1995	FY 1996	FY 1997	FY 1998
<u>WESTERN HEMISPHERE (CONTINUED)</u>						
PERU	192,545	-	-	5	491	4,240
PERU - INTL NARC	5,105	-	-	-	90	486
ST KITTS AND NEVIS	4,777	885	15	76	187	-
ST LUCIA	4,321	974	301	-	80	-
ST VINCENT + GREN.	5,179	624	47	-	136	-
SURINAME	1	-	-	-	-	-
TRINIDAD + TOBAGO	1,118	1,189	245	325	229	624
URUGUAY	30,212	2,044	2,308	1,563	480	566
VENEZUELA	915,050	16,961	25,156	19,762	54,095	6,219
<u>NON REGIONAL</u>	<u>2,368,477</u>	<u>366,119</u>	<u>415,059</u>	<u>539,262</u>	<u>617,259</u>	<u>634,853</u>
<u>CLASSIFIED TOTALS A/ NACMA</u>	<u>2,368,477</u>	<u>366,119</u>	<u>415,059</u>	<u>539,262</u>	<u>617,259</u>	<u>634,853</u>
	-	-	-	-	-	-
<u>INTERNATL. ORG. AND VARIOUS</u>	<u>2,096,158</u>	<u>70,641</u>	<u>61,112</u>	<u>37,296</u>	<u>49,963</u>	<u>35,733</u>

A/ FOR FURTHER INFORMATION, SEE THE CLASSIFIED ANNEX TO THE CONGRESSIONAL PRESENTATION DOCUMENT FOR FOREIGN OPERATIONS.

TOTALS MAY NOT ADD DUE TO ROUNDING

* LESS THAN \$500

FOREIGN MILITARY SALES AGREEMENTS (CONTINUED)

(DOLLARS IN THOUSANDS)

<u>FY 1999</u>	<u>FY 2000</u>	<u>FY 2001</u>	<u>FY 2002</u>	<u>FY 2003</u>	<u>FY 1950</u> <u>FY 2003</u>	
32	60	126	-	50	197,548	<u>WESTERN HEMISPHERE (CONTINUED)</u>
50	300	355	179	172	6,737	PERU
295	70	105	208	182	6,800	PERU - INTL NARC
140	130	145	200	216	6,508	ST KITTS AND NEVIS
73	130	105	129	110	6,531	ST LUCIA
-	75	-	-	-	76	ST VINCENT + GREN.
-	208	143	100	314	4,496	SURINAME
960	580	2,995	344	632	42,685	TRINIDAD + TOBAGO
21,878	14,831	33,861	3,239	6,983	1,118,035	URUGUAY
						VENEZUELA
<u>598,664</u>	<u>574,645</u>	<u>879,266</u>	<u>667,513</u>	<u>981,450</u>	<u>8,642,567</u>	<u>NON REGIONAL</u>
598,664	574,645	879,250	667,513	981,450	8,642,551	CLASSIFIED TOTALS A/
-	-	16	-	-	16	NACMA
<u>68,224</u>	<u>58,507</u>	<u>41,291</u>	<u>42,943</u>	<u>51,148</u>	<u>2,613,015</u>	<u>INTERNATL. ORG. AND VARIOUS</u>

TOTALS MAY NOT ADD DUE TO ROUNDING

* LESS THAN \$500

FOREIGN MILITARY CONSTRUCTION SALES AGREEMENTS

(DOLLARS IN THOUSANDS)

	FY 1950 FY 1993	FY 1994	FY 1995	FY 1996	FY 1997	FY 1998
<u>WORLDWIDE</u>	<u>18,294,352</u>	<u>57,132</u>	<u>24,036</u>	<u>139,285</u>	<u>28,970</u>	<u>428,695</u>
<u>EAST ASIA AND PACIFIC</u>	<u>535</u>	<u>-</u>	<u>-</u>	<u>75</u>	<u>309</u>	<u>-</u>
CAMBODIA	-	-	-	-	48	-
JAPAN	-	-	-	-	-	-
KOREA (SEOUL)	1	-	-	-	-	-
SINGAPORE	-	-	-	75	261	-
TAIWAN	533	-	-	-	-	-
THAILAND	-	-	-	-	-	-
<u>NEAR EAST AND SOUTH ASIA</u>	<u>18,060,111</u>	<u>7,373</u>	<u>20,198</u>	<u>133,734</u>	<u>24,313</u>	<u>324,326</u>
AFGHANISTAN	-	-	-	-	-	-
BAHRAIN	21,139	-	-	-	-	-
EGYPT	817,801	1,522	15,598	118,375	20,837	101,543
IRAN	594	-	-	-	-	-
ISRAEL	2,581	-	-	-	-	-
JORDAN	985	-	-	-	-	-
KUWAIT	148,192	-	-	-	-	-
LIBYA	1,344	-	-	-	-	-
MOROCCO	-	-	4,599	1,359	3,476	-
OMAN	1,511	-	-	-	-	-
SAUDI ARABIA	17,065,962	5,851	-	14,000	-	222,784
YEMEN	2	-	-	-	-	-
<u>EUROPE</u>	<u>78,662</u>	<u>43,925</u>	<u>-</u>	<u>-</u>	<u>1,405</u>	<u>98,557</u>
FRANCE	29	-	-	-	-	-
GERMANY	8,955	32,888	-	-	1,405	98,557
GREECE	9	-	-	-	-	-
KAZAKHSTAN	-	-	-	-	-	-
UNITED KINGDOM	69,668	11,036	-	-	-	-
<u>AFRICA</u>	<u>38,696</u>	<u>1,199</u>	<u>251</u>	<u>393</u>	<u>550</u>	<u>947</u>
BOTSWANA	194	-	-	-	-	-
BURUNDI	5	-	-	-	-	-
CAMEROON	980	-	-	-	-	-
CAPE VERDE	59	121	58	-	-	-
CENTRAL AFRICAN REP	239	-	-	-	-	-
CHAD	-	-	193	-	-	-
DJIBOUTI	796	-	-	-	-	-
EQUATORIAL GUINEA	19	-	-	-	-	-
ERITREA	-	-	-	-	361	947
ETHIOPIA	-	-	-	-	189	-
GABON	164	-	-	-	-	-
GAMBIA	77	-	-	-	-	-
GHANA	766	665	-	-	-	-
GUINEA	110	-	-	-	-	-

TOTALS MAY NOT ADD DUE TO ROUNDING

* LESS THAN \$500

FOREIGN MILITARY CONSTRUCTION SALES AGREEMENTS

(DOLLARS IN THOUSANDS)

<u>FY 1999</u>	<u>FY 2000</u>	<u>FY 2001</u>	<u>FY 2002</u>	<u>FY 2003</u>	<u>FY 1950 FY 2003</u>	
287,776	283,460	122,486	76,408	193,226	19,976,221	<u>WORLDWIDE</u>
50	-	-	286	-	1,254	<u>EAST ASIA AND PACIFIC</u>
-	-	-	-	-	48	CAMBODIA
-	-	-	286	-	286	JAPAN
-	-	-	-	-	1	KOREA (SEOUL)
-	-	-	-	-	336	SINGAPORE
-	-	-	-	-	533	TAIWAN
50	-	-	-	-	50	THAILAND
283,547	279,092	121,738	68,844	174,882	19,538,554	<u>NEAR EAST AND SOUTH ASIA</u>
-	-	-	829	156,976	157,805	AFGHANISTAN
-	-	-	-	-	21,139	BAHRAIN
222,841	24,697	57,348	32,332	9,251	1,422,145	EGYPT
-	-	-	-	-	594	IRAN
-	205,028	64,390	12,683	5,854	290,536	ISRAEL
-	-	-	-	-	985	JORDAN
13,707	-	-	23,000	2,801	187,701	KUWAIT
-	-	-	-	-	1,344	LIBYA
-	-	-	-	-	9,434	MOROCCO
-	-	-	-	-	1,511	OMAN
46,999	49,367	-	-	-	17,445,357	SAUDI ARABIA
-	-	-	-	-	2	YEMEN
1,975	3,141	-	4,878	245	232,788	<u>EUROPE</u>
-	-	-	-	-	29	FRANCE
1,975	3,141	-	-	245	147,167	GERMANY
-	-	-	-	-	9	GREECE
-	-	-	4,878	-	4,878	KAZAKHSTAN
-	-	-	-	-	80,704	UNITED KINGDOM
28	272	260	1,791	538	44,926	<u>AFRICA</u>
-	-	-	-	-	194	BOTSWANA
-	-	-	-	-	5	BURUNDI
-	-	-	-	-	980	CAMEROON
28	-	-	-	125	391	CAPE VERDE
-	-	125	-	-	365	CENTRAL AFRICAN REP
-	272	-	230	-	696	CHAD
-	-	-	-	-	796	DJIBOUTI
-	-	-	-	-	19	EQUATORIAL GUINEA
-	-	-	-	-	1,308	ERITREA
-	-	-	-	-	189	ETHIOPIA
-	-	-	-	-	164	GABON
-	-	-	-	-	77	GAMBIA
-	-	-	-	-	1,430	GHANA
-	-	-	-	-	110	GUINEA

TOTALS MAY NOT ADD DUE TO ROUNDING

* LESS THAN \$500

FOREIGN MILITARY CONSTRUCTION SALES AGREEMENTS (CONTINUED)

(DOLLARS IN THOUSANDS)

	FY 1950 FY 1993	FY 1994	FY 1995	FY 1996	FY 1997	FY 1998
<u>AFRICA (CONTINUED)</u>						
IVORY COAST	692	-	-	153	-	-
KENYA	302	-	-	240	-	-
LESOTHO	187	-	-	-	-	-
LIBERIA	7,300	-	-	-	-	-
MADAGASCAR	177	-	-	-	-	-
MALAWI	496	-	-	-	-	-
MALI	168	-	-	-	-	-
MAURITANIA	326	-	-	-	-	-
MOZAMBIQUE	-	-	-	-	-	-
NIGER	4,401	153	-	-	-	-
NIGERIA	-	-	-	-	-	-
RWANDA	756	-	-	-	-	-
SENEGAL	3,039	-	-	-	-	-
SEYCHELLES	-	35	-	-	-	-
SIERRA LEONE	608	-	-	-	-	-
SOMALIA	350	-	-	-	-	-
SUDAN	16,484	-	-	-	-	-
TOGO	2	-	-	-	-	-
UGANDA	-	225	-	-	-	-
<u>WESTERN HEMISPHERE</u>	<u>116,348</u>	<u>4,635</u>	<u>3,587</u>	<u>5,083</u>	<u>2,393</u>	<u>4,805</u>
ANTIGUA & BARBUDA	20	267	-	-	-	-
ARGENTINA	-	-	-	-	-	-
BARBADOS	665	-	-	-	-	-
BOLIVIA - INTL NARC	9,663	1,671	63	36	437	-
CANADA	519	-	-	-	-	-
COLOMBIA	1,607	388	-	656	470	-
COLOMBIA - INTL NARC	9,910	93	451	728	-	2,913
COSTA RICA	752	-	-	-	-	-
ECUADOR	-	-	-	-	-	-
ECUADOR - INTL NARC	-	75	243	752	-	-
EL SALVADOR	53,146	2,044	2,442	441	1,486	763
GUATEMALA	2,021	-	-	-	-	-
HAITI	-	-	-	-	-	340
HONDURAS	30,757	97	388	2,469	-	789
MEXICO	7,203	-	-	-	-	-
PANAMA	-	-	-	-	-	-
ST VINCENT + GREN.	85	-	-	-	-	-
<u>INTERNATL. ORG. AND VARIOUS</u>	<u>-</u>	<u>-</u>	<u>-</u>	<u>-</u>	<u>-</u>	<u>59</u>

TOTALS MAY NOT ADD DUE TO ROUNDING

* LESS THAN \$500

FOREIGN MILITARY CONSTRUCTION SALES AGREEMENTS (CONTINUED)

(DOLLARS IN THOUSANDS)

<u>FY 1999</u>	<u>FY 2000</u>	<u>FY 2001</u>	<u>FY 2002</u>	<u>FY 2003</u>	<u>FY 1950</u> <u>FY 2003</u>	
-	-	-	-	-	845	IVORY COAST
-	-	-	-	316	858	KENYA
-	-	-	-	-	187	LESOTHO
-	-	-	-	-	7,300	LIBERIA
-	-	-	-	-	177	MADAGASCAR
-	-	-	-	-	496	MALAWI
-	-	-	-	-	168	MALI
-	-	-	-	-	326	MAURITANIA
-	-	135	585	-	720	MOZAMBIQUE
-	-	-	-	-	4,554	NIGER
-	-	-	976	-	976	NIGERIA
-	-	-	-	-	756	RWANDA
-	-	-	-	98	3,136	SENEGAL
-	-	-	-	-	35	SEYCHELLES
-	-	-	-	-	608	SIERRA LEONE
-	-	-	-	-	350	SOMALIA
-	-	-	-	-	16,484	SUDAN
-	-	-	-	-	2	TOGO
-	-	-	-	-	225	UGANDA
2,175	955	488	608	17,561	158,639	WESTERN HEMISPHERE
-	-	-	-	-	287	ANTIGUA & BARBUDA
-	49	415	-	-	463	ARGENTINA
-	-	-	-	-	665	BARBADOS
-	607	-	-	-	12,477	BOLIVIA - INTL NARC
-	-	-	-	-	519	CANADA
-	-	-	-	-	3,122	COLOMBIA
2,175	-	-	-	-	16,269	COLOMBIA - INTL NARC
-	-	-	-	-	752	COSTA RICA
-	-	-	488	17,561	18,049	ECUADOR
-	-	-	-	-	1,070	ECUADOR - INTL NARC
-	-	-	-	-	60,323	EL SALVADOR
-	-	-	-	-	2,021	GUATEMALA
-	195	-	-	-	535	HAITI
-	105	-	120	-	34,725	HONDURAS
-	-	-	-	-	7,203	MEXICO
-	-	73	-	-	73	PANAMA
-	-	-	-	-	85	ST VINCENT + GREN.
-	-	-	-	-	59	INTERNATL. ORG. AND VARIOUS

TOTALS MAY NOT ADD DUE TO ROUNDING

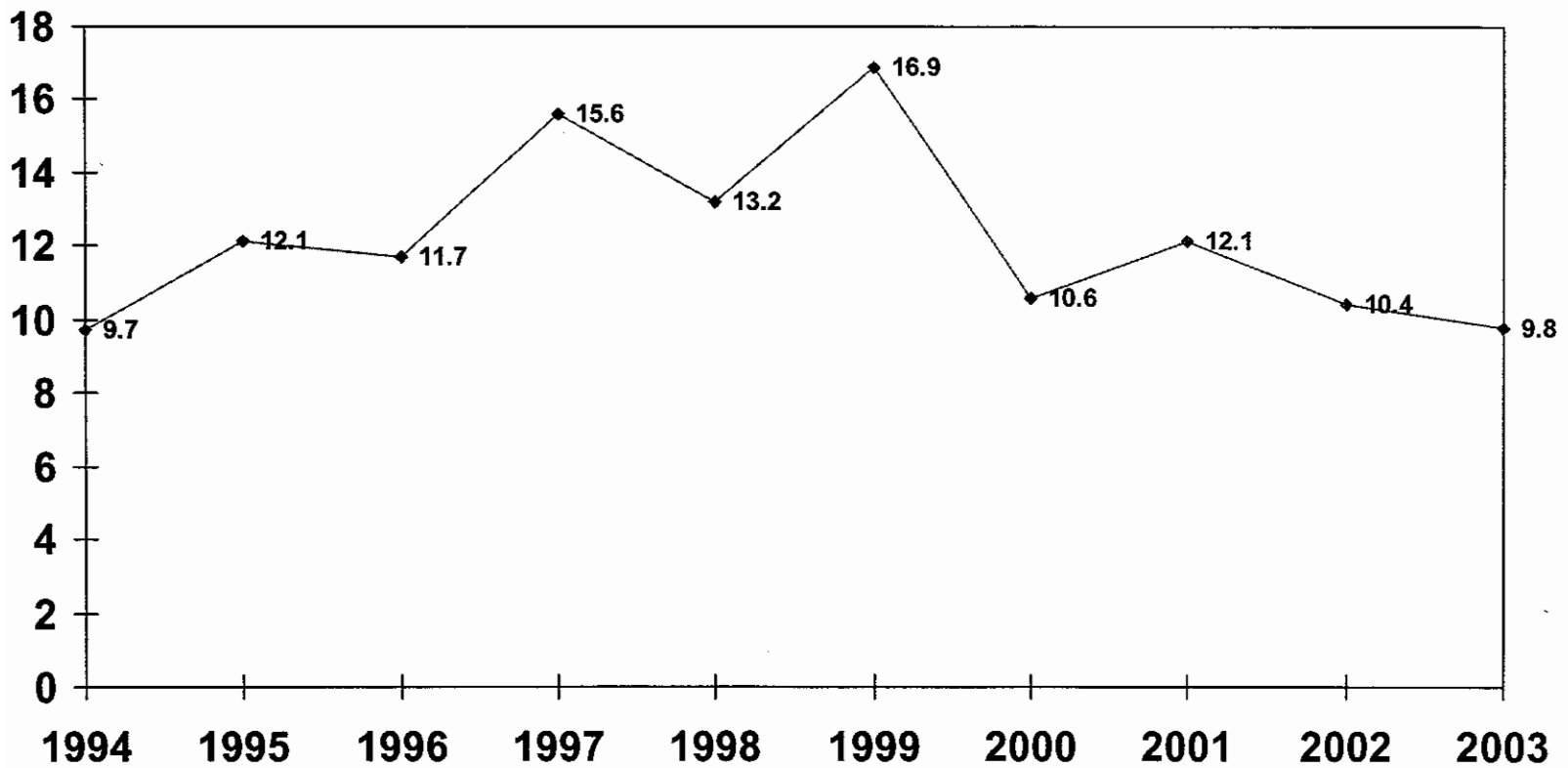
* LESS THAN \$500

PAGE INTENTIONALLY LEFT BLANK

FOREIGN MILITARY SALES DELIVERIES

INCLUDES CONSTRUCTION

(Dollars in Billions)



FOREIGN MILITARY SALES DELIVERIES

(DOLLARS IN THOUSANDS)

	<u>FY 1950</u> <u>FY 1993</u>	<u>FY 1994</u>	<u>FY 1995</u>	<u>FY 1996</u>	<u>FY 1997</u>	<u>FY 1998</u>
<u>WORLDWIDE</u>	<u>166,226,915</u>	<u>9,789,438</u>	<u>12,100,437</u>	<u>11,710,485</u>	<u>15,670,505</u>	<u>13,182,703</u>
<u>EAST ASIA AND PACIFIC</u>	<u>30,110,873</u>	<u>2,693,272</u>	<u>3,281,965</u>	<u>2,644,627</u>	<u>3,890,236</u>	<u>3,377,972</u>
AUSTRALIA	7,362,899	349,307	302,675	223,157	195,888	207,432
BRUNEI	414	-	-	17	-	47
CAMBODIA	-	-	1,064	455	705	860
CHINA	234,859	20,629	4,226	-	-	-
EAST TIMOR	-	-	-	-	-	-
FIJI	1,829	-	-	-	-	-
INDOCHINA	8,542	-	-	-	-	-
INDONESIA	635,001	16,256	11,161	10,182	12,376	4,883
JAPAN	4,823,753	779,392	692,797	752,869	488,183	409,305
KOREA (SEOUL)	5,229,284	379,432	441,666	339,844	477,777	836,461
LAOS	-	-	-	-	14	684
MALAYSIA	180,723	11,370	9,443	38,722	16,814	72,405
MONGOLIA	-	-	-	-	-	-
MYANMAR	8,734	-	-	-	-	-
NEW ZEALAND	263,388	9,511	14,697	11,686	16,298	10,863
PAPUA NEW GUINEA	327	-	-	-	-	-
REP OF PHILIPPINES	733,330	45,129	57,881	88,652	28,393	36,548
SINGAPORE	1,060,164	86,793	58,558	80,240	132,678	231,735
TAIWAN	7,011,805	844,781	1,332,201	829,352	2,369,942	1,423,162
THAILAND	2,554,538	150,646	355,558	269,449	151,168	143,563
TONGA	114	25	38	3	*	23
UNTAET	-	-	-	-	-	-
VIETNAM	1,167	-	-	-	-	-
<u>NEAR EAST AND SOUTH ASIA</u>	<u>76,340,797</u>	<u>3,608,380</u>	<u>6,371,982</u>	<u>5,442,173</u>	<u>7,643,635</u>	<u>6,108,248</u>
AFGHANISTAN	-	-	-	-	-	-
ALGERIA	5,803	220	6	-	-	-
BAHRAIN	767,643	70,730	39,574	38,627	61,097	61,734
BANGLADESH	2,831	-	907	1,094	2,066	956
EGYPT	8,915,694	888,972	1,478,516	1,083,018	896,611	551,284
INDIA	79,709	31	24	4,497	*	171
IRAN	10,689,702	-	-	-	-	-
IRAQ	13,152	-	-	-	-	-
ISRAEL	13,197,344	409,147	327,043	385,835	455,864	1,194,790
JORDAN	1,748,396	31,490	47,041	15,603	41,689	46,984
KUWAIT	2,784,201	215,316	471,073	744,762	1,211,746	323,097
LEBANON	558,630	3,627	40,875	31,735	32,955	8,016
LIBYA	28,249	-	-	-	-	-
MOROCCO	981,320	16,702	22,047	21,464	11,268	7,230
NEPAL	1,249	6	-	-	-	-
OMAN	144,828	8,840	5,886	5,157	4,827	5,474
PAKISTAN	2,700,578	-	-	143,247	183,295	76,035
QATAR	3,280	833	349	512	430	633

TOTALS MAY NOT ADD DUE TO ROUNDING

* LESS THAN \$500

FOREIGN MILITARY SALES DELIVERIES

(DOLLARS IN THOUSANDS)

<u>FY 1999</u>	<u>FY 2000</u>	<u>FY 2001</u>	<u>FY 2002</u>	<u>FY 2003</u>	<u>FY 1950 FY 2003</u>	
16,879,299	10,533,270	12,054,962	10,385,180	9,706,237	288,239,433	<u>WORLDWIDE</u>
4,568,598	3,685,306	3,118,587	3,265,265	2,112,147	62,748,848	<u>EAST ASIA AND PACIFIC</u>
268,755	329,788	245,207	155,530	200,156	9,840,794	AUSTRALIA
*	68	107	20	53	725	BRUNEI
635	287	152	149	424	4,731	CAMBODIA
-	-	-	-	-	259,714	CHINA
-	-	-	-	958	958	EAST TIMOR
-	12	-	-	-	1,842	FIJI
-	-	-	-	-	8,542	INDOCHINA
10,989	-	-	13,968	1,798	716,614	INDONESIA
441,762	477,234	493,738	476,189	410,602	10,245,824	JAPAN
587,859	1,400,667	735,300	544,558	512,734	11,485,584	KOREA (SEOUL)
298	10	53	96	259	1,414	LAOS
44,965	418,632	77,083	11,450	9,728	891,336	MALAYSIA
-	-	-	107	273	380	MONGOLIA
-	-	-	-	-	8,734	MYANMAR
8,899	19,375	19,670	32,125	11,684	418,196	NEW ZEALAND
-	-	-	-	-	327	PAPUA NEW GUINEA
17,657	9,702	18,802	22,129	25,861	1,084,084	REP OF PHILIPPINES
548,920	131,039	244,295	422,006	168,724	3,165,152	SINGAPORE
2,504,611	784,857	1,165,537	1,417,749	636,987	20,320,985	TAIWAN
133,248	113,617	118,642	169,143	131,876	4,291,448	THAILAND
-	17	-	40	18	278	TONGA
-	-	-	7	11	18	UNTAET
-	-	-	-	-	1,167	VIETNAM
6,883,086	3,955,623	4,592,259	4,313,606	3,471,097	128,730,883	<u>NEAR EAST AND SOUTH ASIA</u>
-	-	-	1,451	17,131	18,582	AFGHANISTAN
-	-	-	5	3	6,037	ALGERIA
48,528	54,221	343,186	83,230	96,806	1,665,376	BAHRAIN
666	915	6,834	8,937	2,478	27,683	BANGLADESH
448,182	804,912	861,651	1,949,816	1,031,648	18,910,303	EGYPT
-	-	-	38	20,507	104,979	INDIA
-	-	-	-	-	10,689,702	IRAN
-	-	-	-	-	13,152	IRAQ
1,213,520	562,107	741,198	650,348	829,107	19,966,302	ISRAEL
48,675	52,692	80,437	57,163	69,849	2,240,020	JORDAN
315,622	347,980	564,854	130,776	143,857	7,253,282	KUWAIT
6,979	4,884	6,097	3,164	3,165	700,128	LEBANON
-	-	-	-	-	28,249	LIBYA
4,714	4,723	8,387	7,118	9,275	1,094,249	MOROCCO
-	-	107	61	6,691	8,114	NEPAL
5,785	1,227	3,788	1,609	7,263	194,684	OMAN
-	-	-	6,456	4,659	3,114,270	PAKISTAN
415	311	788	827	1,024	9,403	QATAR

TOTALS MAY NOT ADD DUE TO ROUNDING

* LESS THAN \$500

FOREIGN MILITARY SALES DELIVERIES (CONTINUED)

(DOLLARS IN THOUSANDS)

	FY 1950 FY 1993	FY 1994	FY 1995	FY 1996	FY 1997	FY 1998
<u>NEAR EAST AND SOUTH ASIA (CONTINUED)</u>						
SAUDI ARABIA	31,945,400	1,894,485	3,566,822	2,835,316	4,639,140	3,799,813
SRI LANKA	1,756	19	229	57	25	83
SYRIA	1	-	-	-	-	-
TUNISIA	552,635	27,098	26,624	19,069	12,007	5,619
UNITED ARAB EMIRATES	-	-	-	-	-	-
UNITED ARAB EMIRATES	897,446	40,864	344,966	112,181	90,615	26,331
YEMEN	320,951	-	-	-	-	-
<u>EUROPE</u>	<u>49,667,173</u>	<u>3,077,113</u>	<u>2,092,224</u>	<u>3,175,089</u>	<u>3,853,325</u>	<u>3,291,371</u>
ALBANIA	-	-	2	*	894	586
AUSTRIA	234,817	3,295	3,108	3,163	74,030	21,166
AZERBAIJAN	-	-	-	-	-	-
BELGIUM	2,571,403	13,367	7,869	157,393	107,115	193,778
BOSNIA-HERZEGOVINA	-	-	-	-	-	5
BULGARIA	-	-	-	*	-	66
CROATIA	-	-	-	-	-	-
CZECH REPUBLIC	-	-	-	234	550	2,403
DENMARK	1,483,294	20,946	53,927	91,065	47,784	158,785
ESTONIA	-	-	15	268	365	567
FINLAND	24,519	6,484	164,958	250,887	398,596	543,611
FRANCE	887,481	77,610	64,876	52,488	57,178	35,081
GEORGIA	-	-	-	-	-	-
GERMANY	11,201,217	150,514	256,956	376,440	207,757	189,963
GREECE	2,976,892	235,256	219,869	209,840	690,747	397,492
HUNGARY	128	2,759	4,509	3,136	109	2,086
ICELAND	544	-	-	-	-	1
IRELAND	930	14	5	40	*	-
ITALY	1,445,149	180,897	53,850	76,509	50,734	42,714
KAZAKHSTAN	-	-	-	-	-	-
KYRGYZSTAN	-	-	-	-	-	-
LATVIA	-	-	4	313	64	1,140
LITHUANIA	-	-	-	348	159	740
LUXEMBOURG	8,270	346	48	612	5,558	508
MACEDONIA (FYROM)	-	-	-	-	349	1,940
MALTA	131	55	16	2	-	-
MOLDOVA	-	-	-	-	-	3
NETHERLANDS	5,195,091	139,497	152,703	391,028	167,721	343,874
NORWAY	2,070,348	18,927	25,244	134,589	98,043	119,373
POLAND	-	-	-	533	174	2,025
PORTUGAL	543,326	227,771	88,350	18,572	70,277	21,113
ROMANIA	-	-	-	14	5,168	1,887
SLOVAKIA	-	-	*	-	9	1,116
SLOVENIA	-	-	-	-	20	174
SPAIN	4,387,695	402,709	192,749	411,412	215,758	133,080

TOTALS MAY NOT ADD DUE TO ROUNDING

* LESS THAN \$500

FOREIGN MILITARY SALES DELIVERIES (CONTINUED)

(DOLLARS IN THOUSANDS)

<u>FY 1999</u>	<u>FY 2000</u>	<u>FY 2001</u>	<u>FY 2002</u>	<u>FY 2003</u>	<u>FY 1950</u> <u>FY 2003</u>
4,686,107	2,047,351	1,942,517	1,313,732	1,133,286	59,803,969
5	1	26	-	123	2,324
-	-	-	-	-	1
8,484	3,898	8,114	6,163	4,356	674,066
-	2,650	15,506	52,956	82,787	153,899
94,532	67,726	8,715	39,448	6,808	1,729,633
870	25	54	307	271	322,477
<u>5,147,657</u>	<u>2,597,169</u>	<u>3,818,166</u>	<u>2,560,717</u>	<u>3,779,973</u>	<u>83,059,977</u>
743	1,553	3,602	5,502	3,535	16,416
6,092	7,515	4,523	7,075	8,190	372,976
-	-	-	-	53	53
249,922	58,428	169,681	68,404	71,747	3,669,107
584	1,320	8,030	4,618	1,869	16,425
2,298	3,521	4,558	1,569	2,878	14,890
-	-	247	95	185	528
1,256	3,153	5,594	4,447	8,545	26,183
157,303	46,248	112,233	23,124	14,056	2,208,765
314	1,698	2,510	2,693	4,498	12,927
719,076	696,634	147,454	68,567	39,948	3,060,733
247,707	217,064	141,775	206,371	168,645	2,156,275
19	3,324	5,171	3,647	9,826	21,988
250,669	130,928	329,671	221,644	244,964	13,560,721
463,011	314,852	448,420	454,013	1,328,673	7,739,067
1,176	6,440	7,085	8,679	4,421	40,528
11	-	-	-	-	556
-	-	45	8	4	1,046
105,713	40,806	97,425	102,580	187,731	2,384,107
21	110	*	3,035	414	3,580
-	726	690	2,250	2,746	6,413
392	2,397	3,221	1,700	3,658	12,888
1,359	1,722	1,510	7,459	1,727	15,023
445	1,058	859	2,418	972	21,095
4,671	7,376	9,653	8,919	12,253	45,161
-	-	-	898	5,125	6,227
644	1,102	2,650	1,404	1,856	7,659
320,576	160,750	412,455	241,725	227,350	7,752,770
220,016	64,368	192,285	87,978	123,054	3,154,225
2,116	12,629	9,296	31,595	16,673	75,041
11,517	19,943	41,924	28,153	116,482	1,187,428
1,427	3,509	21,286	7,289	8,375	48,957
982	3,377	4,151	4,218	4,129	17,982
133	529	1,488	553	1,556	4,453
323,685	141,145	266,811	177,889	159,731	6,812,663

NEAR EAST AND SOUTH ASIA (CONTINUED)

SAUDI ARABIA
SRI LANKA
SYRIA
TUNISIA
UNITED ARAB EMIRATES
UNITED ARAB EMIRATES
YEMEN

EUROPE

ALBANIA
AUSTRIA
AZERBAIJAN
BELGIUM
BOSNIA-HERZEGOVINA
BULGARIA
CROATIA
CZECH REPUBLIC
DENMARK
ESTONIA
FINLAND
FRANCE
GEORGIA
GERMANY
GREECE
HUNGARY
ICELAND
IRELAND
ITALY
KAZAKHSTAN
KYRGYZSTAN
LATVIA
LITHUANIA
LUXEMBOURG
MACEDONIA (FYROM)
MALTA
MOLDOVA
NETHERLANDS
NORWAY
POLAND
PORTUGAL
ROMANIA
SLOVAKIA
SLOVENIA
SPAIN

TOTALS MAY NOT ADD DUE TO ROUNDING

* LESS THAN \$500

FOREIGN MILITARY SALES DELIVERIES (CONTINUED)

(DOLLARS IN THOUSANDS)

	FY 1950 FY 1993	FY 1994	FY 1995	FY 1996	FY 1997	FY 1998
<u>EUROPE (CONTINUED)</u>						
SWEDEN	208,017	13,662	3,664	18,221	19,246	8,156
SWITZERLAND	1,195,121	19,770	13,188	95,290	56,549	106,088
TAJIKISTAN	-	-	-	-	-	-
TURKEY	6,523,948	919,350	367,651	481,489	1,153,073	531,943
TURKMENISTAN	-	-	-	-	-	-
UKRAINE	-	-	-	-	-	35
UNITED KINGDOM	8,625,148	643,883	418,665	401,202	425,297	429,874
UZBEKISTAN	-	-	-	-	-	-
YUGOSLAVIA	83,704	-	-	-	-	-
<u>AFRICA</u>	<u>1,157,006</u>	<u>17,370</u>	<u>13,915</u>	<u>25,361</u>	<u>10,325</u>	<u>12,490</u>
BENIN	45	32	47	18	157	6
BOTSWANA	13,866	800	1,312	2,215	603	488
BURUNDI	65	*	-	*	-	*
CAMEROON	32,853	163	37	13,623	181	15
CAPE VERDE	799	371	6	21	9	3
CENTRAL AFRICAN REP	449	88	19	1	18	-
CHAD	25,112	950	3,023	337	115	431
COMOROS	14	66	-	-	-	-
CONGO (BRAZZAVILLE)	13	-	-	-	-	-
CONGO (KINSHASA)	133,515	-	-	-	-	-
DJIBOUTI	10,739	875	399	283	49	359
EQUATORIAL GUINEA	1,509	-	-	-	-	-
ERITREA	-	-	139	54	1,403	318
ETHIOPIA	86,561	160	476	818	756	554
GABON	5,700	27	178	33	22	-
GAMBIA	886	1,251	-	-	-	-
GHANA	532	51	573	293	78	5
GUINEA	7,782	364	4	-	-	336
GUINEA-BISSAU	582	173	248	237	1,052	184
IVORY COAST	1,223	367	28	88	13	236
KENYA	217,491	7,143	5,833	4,131	1,961	3,925
LESOTHO	*	1	*	1	2	1
LIBERIA	44,893	-	-	-	-	-
MADAGASCAR	3,307	92	186	105	79	10
MALAWI	4,128	59	89	89	239	124
MALI	280	88	19	27	21	54
MAURITANIA	962	-	-	-	-	-
MAURITIUS	-	-	1	215	356	5
MOZAMBIQUE	-	-	-	*	37	22
NAMIBIA	290	213	371	583	282	420
NIGER	13,884	369	142	1,582	-	-
NIGERIA	64,216	*	*	*	*	*
RWANDA	1,145	65	-	-	-	*

TOTALS MAY NOT ADD DUE TO ROUNDING

* LESS THAN \$500

FOREIGN MILITARY SALES DELIVERIES (CONTINUED)

(DOLLARS IN THOUSANDS)

<u>FY 1999</u>	<u>FY 2000</u>	<u>FY 2001</u>	<u>FY 2002</u>	<u>FY 2003</u>	<u>FY 1950</u> <u>FY 2003</u>
----------------	----------------	----------------	----------------	----------------	----------------------------------

EUROPE (CONTINUED)

2,982	6,735	2,760	57,177	59,079	399,700
830,037	68,797	361,871	35,711	36,507	2,818,929
-	-	-	-	1,159	1,159
855,850	216,754	466,038	280,112	498,323	12,294,532
-	-	-	-	1,823	1,823
171	896	5,555	7,717	1,205	15,579
364,713	347,410	525,290	386,351	362,039	12,929,872
25	2,354	348	3,126	33,971	39,824
-	-	-	-	-	83,704

SWEDEN
SWITZERLAND
TAJIKISTAN
TURKEY
TURKMENISTAN
UKRAINE
UNITED KINGDOM
UZBEKISTAN
YUGOSLAVIA

10,342	12,188	9,805	7,911	11,091	1,287,805
--------	--------	-------	-------	--------	-----------

8	-	3	338	20	674
371	476	750	280	1,127	22,287
-	-	-	-	-	65
2	2	64	2	-	46,942
1	*	41	366	1	1,620
*	1	1	*	*	577
997	58	218	472	362	32,076
-	-	-	-	-	80
-	-	-	-	-	13
-	-	-	-	-	133,515
241	12	60	56	30	13,103
-	-	-	-	-	1,509
13	217	-	-	-	2,144
462	6,760	*	-	33	96,581
34	-	-	-	-	5,995
-	-	-	-	-	2,137
987	372	356	363	402	4,010
59	5	132	553	1,290	10,526
503	-	-	-	-	2,979
97	145	-	-	-	2,197
1,717	1,496	2,245	809	2,664	249,414
-	-	-	1	-	6
-	-	-	-	-	44,893
45	-	-	-	5	3,830
368	17	8	-	207	5,328
965	316	833	6	95	2,703
-	-	-	-	-	962
-	7	-	-	-	585
2	2	-	3	1	66
439	522	735	39	78	3,970
33	-	285	18	275	16,588
74	43	3,132	3,761	3,188	74,413
252	232	31	-	4	1,730

AFRICA
BENIN
BOTSWANA
BURUNDI
CAMEROON
CAPE VERDE
CENTRAL AFRICAN REP
CHAD
COMOROS
CONGO (BRAZZAVILLE)
CONGO (KINSHASA)
DJIBOUTI
EQUATORIAL GUINEA
ERITREA
ETHIOPIA
GABON
GAMBIA
GHANA
GUINEA
GUINEA-BISSAU
IVORY COAST
KENYA
LESOTHO
LIBERIA
MADAGASCAR
MALAWI
MALI
MAURITANIA
MAURITIUS
MOZAMBIQUE
NAMIBIA
NIGER
NIGERIA
RWANDA

TOTALS MAY NOT ADD DUE TO ROUNDING

* LESS THAN \$500

FOREIGN MILITARY SALES DELIVERIES (CONTINUED)

(DOLLARS IN THOUSANDS)

	FY 1950 FY 1993	FY 1994	FY 1995	FY 1996	FY 1997	FY 1998
<u>AFRICA (CONTINUED)</u>						
SAO TOME & PRINCIPE	411	10	-	-	4	-
SENEGAL	13,397	2,975	523	284	1,170	3,908
SEYCHELLES	226	24	18	2	154	54
SIERRA LEONE	2,991	285	63	15	*	15
SOMALIA	151,783	-	-	-	-	-
SOUTH AFRICA	3,149	-	-	9	546	419
SUDAN	311,521	-	-	-	-	-
TANZANIA	41	32	3	-	-	-
TOGO	513	-	-	-	-	-
UGANDA	82	-	*	64	919	451
ZAMBIA	-	12	170	153	78	2
ZIMBABWE	48	265	9	77	22	145
<u>WESTERN HEMISPHERE</u>	<u>7,179,902</u>	<u>338,590</u>	<u>284,773</u>	<u>342,568</u>	<u>206,596</u>	<u>292,385</u>
ANTIGUA & BARBUDA	4,874	509	739	154	98	341
ARGENTINA	215,202	6,794	11,571	12,597	5,723	7,292
BAHAMAS	-	-	-	-	-	47
BARBADOS	1,950	532	359	491	252	276
BELIZE	3,093	525	118	314	314	67
BOLIVIA	15,369	62	*	371	3	469
BOLIVIA - INTL NARC	49,699	12,275	15,254	8,862	6,009	6,404
BRAZIL	515,563	25,139	24,455	29,858	37,611	43,183
CANADA	3,129,297	169,066	127,087	153,675	83,086	111,034
CHILE	181,018	4,247	4,272	2,424	2,334	2,062
COLOMBIA	204,323	18,028	28,366	43,985	18,488	61,839
COLOMBIA - INTL NARC	71,688	29,375	25,515	18,533	4,848	7,908
COSTA RICA	28,938	592	155	902	65	136
CUBA	4,510	-	-	-	-	-
DOMINICA	3,280	510	559	182	52	307
DOMINICAN REPUBLIC	28,542	1,108	1,060	418	469	324
ECUADOR	151,337	2,526	1,418	1,502	1,169	1,742
ECUADOR - INTL NARC	930	876	204	153	45	277
EL SALVADOR	806,523	25,770	17,012	16,786	5,837	5,519
GRENADA	7,574	537	653	406	173	497
GUATEMALA	58,468	-	-	-	-	-
GUYANA	-	-	22	10	47	3
HAITI	3,317	-	-	2,063	1,886	581
HONDURAS	369,521	11,384	3,993	17,212	3,640	3,842
JAMAICA	26,264	1,552	1,511	2,328	591	589
MEXICO	177,548	5,924	2,060	3,310	9,388	2,684
NICARAGUA	5,205	-	-	-	*	-
PANAMA	33,206	1,260	523	130	192	16
PARAGUAY	1,015	10	8	11	16	193
PERU	190,180	-	-	125	244	1,010

TOTALS MAY NOT ADD DUE TO ROUNDING

* LESS THAN \$500

FOREIGN MILITARY SALES DELIVERIES (CONTINUED)

(DOLLARS IN THOUSANDS)

FY 1999	FY 2000	FY 2001	FY 2002	FY 2003	FY 1950 FY 2003
---------	---------	---------	---------	---------	--------------------

AFRICA (CONTINUED)

7	145	64	-	-	641
1,005	224	141	185	259	24,071
-	9	-	320	-	807
4	33	-	-	-	3,406
-	-	-	-	-	151,783
371	53	206	308	848	5,908
*	-	-	-	-	311,521
-	17	-	-	-	9 3
-	-	-	-	138	651
1,246	857	8	-	62	3,690
12	-	11	-	-	439
28	169	479	31	-	1,273

SAO TOME & PRINCIPE
SENEGAL
SEYCHELLES
SIERRA LEONE
SOMALIA
SOUTH AFRICA
SUDAN
TANZANIA
TOGO
UGANDA
ZAMBIA
ZIMBABWE

215,583	221,656	464,201	199,228	243,603	9,989,084
---------	---------	---------	---------	---------	-----------

173	138	362	2	491	7,879
10,031	10,081	26,548	8,340	4,620	318,800
18	-	21	13	-	99
266	129	181	18	1	4,455
159	12	20	134	99	4,854
-	7	910	315	134	17,641
2,614	3,581	3,706	714	1,369	110,487
34,872	60,863	50,026	39,225	11,814	872,610
95,661	83,737	110,423	85,187	163,676	4,311,929
2,689	1,085	3,028	1,730	5,929	210,819
18,420	14,333	219,341	25,693	11,010	663,826
4,572	6,240	7,793	4,355	2,943	183,769
36	26	36	202	107	31,196
-	-	-	-	-	4,510
221	62	300	6	66	5,544
132	72	890	896	11,037	44,947
1,314	682	1,188	1,280	1,487	165,646
357	725	255	382	331	4,535
2,572	13,122	4,416	1,605	1,724	900,888
116	67	271	119	74	10,487
-	-	-	-	-	58,468
65	-	-	397	254	798
508	182	400	85	6	9,028
3,252	1,407	3,195	1,959	804	420,209
134	1,122	1,078	469	579	36,217
1,783	8,883	4,304	4,552	12,182	232,618
-	-	-	-	-	5,205
48	-	103	227	87	35,792
30	21	19	34	4	1,361
1,941	545	696	229	136	195,107

WESTERN HEMISPHERE
ANTIGUA & BARBUDA
ARGENTINA
BAHAMAS
BARBADOS
BELIZE
BOLIVIA
BOLIVIA - INTL NARC
BRAZIL
CANADA
CHILE
COLOMBIA
COLOMBIA - INTL NARC
COSTA RICA
CUBA
DOMINICA
DOMINICAN REPUBLIC
ECUADOR
ECUADOR - INTL NARC
EL SALVADOR
GRENADA
GUATEMALA
GUYANA
HAITI
HONDURAS
JAMAICA
MEXICO
NICARAGUA
PANAMA
PARAGUAY
PERU

TOTALS MAY NOT ADD DUE TO ROUNDING

* LESS THAN \$500

FOREIGN MILITARY SALES DELIVERIES (CONTINUED)

(DOLLARS IN THOUSANDS)

	FY 1950 FY 1993	FY 1994	FY 1995	FY 1996	FY 1997	FY 1998
<u>WESTERN HEMISPHERE (CONTINUED)</u>						
PERU - INTL NARC	2,537	-	-	884	899	924
ST KITTS AND NEVIS	3,965	530	485	208	22	216
ST LUCIA	3,014	719	599	609	174	234
ST VINCENT + GREN.	2,790	504	552	1,366	159	289
SURINAME	1	-	-	-	-	-
TRINIDAD + TOBAGO	837	107	1,149	164	178	388
URUGUAY	27,790	967	1,411	1,599	1,177	856
VENEZUELA	850,533	17,160	13,665	20,937	21,408	30,834
<u>NON REGIONAL</u>	-	-	-	-	-	-
NACMA	-	-	-	-	-	-
<u>INTERNATL. ORG. AND VARIOUS</u>	<u>1,771,165</u>	<u>54,714</u>	<u>55,578</u>	<u>80,667</u>	<u>66,389</u>	<u>100,236</u>

TOTALS MAY NOT ADD DUE TO ROUNDING

* LESS THAN \$500

FOREIGN MILITARY SALES DELIVERIES (CONTINUED)

(DOLLARS IN THOUSANDS)

<u>FY 1999</u>	<u>FY 2000</u>	<u>FY 2001</u>	<u>FY 2002</u>	<u>FY 2003</u>	<u>FY 1950</u> <u>FY 2003</u>	
310	308	106	74	55	6,097	<u>WESTERN HEMISPHERE (CONTINUED)</u>
148	314	312	7	92	6,298	PERU - INTL NARC
201	130	323	-	13	6,015	ST KITTS AND NEVIS
263	54	144	42	1	6,164	ST LUCIA
-	-	2	22	26	51	ST VINCENT + GREN.
577	82	178	130	1	3,792	SURINAME
398	1,034	1,576	2,888	622	40,318	TRINIDAD + TOBAGO
31,698	12,610	22,053	17,897	11,830	1,050,625	URUGUAY
						VENEZUELA
-	-	-	7	4	12	<u>NON REGIONAL</u>
-	-	-	7	4	12	NACMA
<u>54,033</u>	<u>61,328</u>	<u>51,944</u>	<u>38,446</u>	<u>88,323</u>	<u>2,422,824</u>	<u>INTERNATL. ORG. AND VARIOUS</u>

TOTALS MAY NOT ADD DUE TO ROUNDING

* LESS THAN \$500

FOREIGN MILITARY CONSTRUCTION SALES DELIVERIES

(DOLLARS IN THOUSANDS)

	FY 1950 FY 1993	FY 1994	FY 1995	FY 1996	FY 1997	FY 1998
<u>WORLDWIDE</u>	<u>16,693,645</u>	<u>269,034</u>	<u>218,212</u>	<u>142,801</u>	<u>97,687</u>	<u>381,617</u>
<u>EAST ASIA AND PACIFIC</u>	<u>384</u>	<u>151</u>	<u>-</u>	<u>6</u>	<u>326</u>	<u>50</u>
CAMBODIA	-	-	-	-	36	12
JAPAN	-	-	-	-	-	-
KOREA (SEOUL)	1	-	-	-	-	-
SINGAPORE	-	-	-	6	290	38
TAIWAN	383	151	-	-	-	-
THAILAND	-	-	-	-	-	-
<u>NEAR EAST AND SOUTH ASIA</u>	<u>16,521,451</u>	<u>234,584</u>	<u>199,427</u>	<u>106,827</u>	<u>83,078</u>	<u>376,008</u>
AFGHANISTAN	-	-	-	-	-	-
BAHRAIN	19,676	527	265	168	264	141
EGYPT	435,740	139,210	82,980	57,012	45,569	27,303
IRAN	594	-	-	-	-	-
ISRAEL	2,581	-	-	-	-	-
JORDAN	985	-	-	-	-	-
KUWAIT	132,460	3,555	8,220	585	488	15
LIBYA	1,344	-	-	-	-	-
MOROCCO	-	-	*	11	3	49
OMAN	1,511	-	-	-	-	-
SAUDI ARABIA	15,926,558	91,291	107,961	49,051	36,754	348,499
YEMEN	2	-	-	-	-	-
<u>EUROPE</u>	<u>52,918</u>	<u>25,082</u>	<u>4,282</u>	<u>27,244</u>	<u>6,830</u>	<u>584</u>
FRANCE	29	-	-	-	-	-
GERMANY	8,919	18	4,262	27,244	422	584
GREECE	9	-	-	-	-	-
KAZAKHSTAN	-	-	-	-	-	-
UNITED KINGDOM	43,960	25,064	20	-	6,408	*
<u>AFRICA</u>	<u>30,603</u>	<u>1,740</u>	<u>511</u>	<u>2,465</u>	<u>1,491</u>	<u>826</u>
BOTSWANA	14	2	5	4	57	90
BURUNDI	-	2	-	*	-	3
CAMEROON	*	82	80	62	70	315
CAPE VERDE	12	2	3	33	2	113
CENTRAL AFRICAN REP	129	37	9	1	*	*
CHAD	-	-	*	20	6	13
DJIBOUTI	146	321	7	95	160	7
EQUATORIAL GUINEA	19	-	-	-	-	-
ERITREA	-	-	-	-	361	31
ETHIOPIA	-	-	-	-	172	15
GABON	30	134	-	-	-	-
GAMBIA	77	1	-	-	-	-
GHANA	388	2	162	5	105	13
GUINEA	109	1	-	-	-	-

TOTALS MAY NOT ADD DUE TO ROUNDING

* LESS THAN \$500

FOREIGN MILITARY CONSTRUCTION SALES DELIVERIES

(DOLLARS IN THOUSANDS)

<u>FY 1999</u>	<u>FY 2000</u>	<u>FY 2001</u>	<u>FY 2002</u>	<u>FY 2003</u>	<u>FY 1950 FY 2003</u>	
187,573	183,219	244,208	215,610	246,381	18,879,987	<u>WORLDWIDE</u>
32	18	1	286	-	1,254	<u>EAST ASIA AND PACIFIC</u>
-	-	-	-	-	48	CAMBODIA
-	-	-	286	-	286	JAPAN
-	-	-	-	-	1	KOREA (SEOUL)
*	1	1	-	-	336	SINGAPORE
-	-	-	-	-	533	TAIWAN
32	18	*	-	-	50	THAILAND
152,918	174,825	179,695	210,700	237,524	18,477,037	<u>NEAR EAST AND SOUTH ASIA</u>
-	-	-	-	20,072	20,072	AFGHANISTAN
25	6	43	*	-	21,116	BAHRAIN
61,946	93,341	48,942	43,371	95,909	1,131,323	EGYPT
-	-	-	-	-	594	IRAN
-	315	9,939	76,140	63,815	152,791	ISRAEL
-	-	-	-	-	985	JORDAN
2,435	352	64	*	7	148,181	KUWAIT
-	-	-	-	-	1,344	LIBYA
63	2,985	5,991	332	-	9,434	MOROCCO
-	-	-	-	-	1,511	OMAN
88,449	77,825	114,715	90,857	57,721	16,989,682	SAUDI ARABIA
-	-	-	-	-	2	YEMEN
29,845	5,298	60,143	820	4,209	217,253	<u>EUROPE</u>
-	-	-	-	-	29	FRANCE
28,235	5,298	60,143	769	152	136,045	GERMANY
-	-	-	-	-	9	GREECE
-	-	-	51	1,957	2,008	KAZAKHSTAN
1,609	-	-	-	2,099	79,162	UNITED KINGDOM
1,051	854	602	1,437	350	41,930	<u>AFRICA</u>
10	14	-	-	-	194	BOTSWANA
-	-	-	-	-	5	BURUNDI
56	33	20	79	7	803	CAMEROON
40	8	16	1	35	266	CAPE VERDE
1	30	30	2	4	243	CENTRAL AFRICAN REP
2	60	208	123	15	447	CHAD
2	3	-	55	-	796	DJIBOUTI
-	-	-	-	-	19	EQUATORIAL GUINEA
410	458	-	-	-	1,260	ERITREA
3	-	-	-	-	189	ETHIOPIA
-	-	-	-	-	164	GABON
-	-	-	-	-	77	GAMBIA
186	152	41	104	89	1,246	GHANA
-	-	-	-	-	110	GUINEA

TOTALS MAY NOT ADD DUE TO ROUNDING

* LESS THAN \$500

FOREIGN MILITARY CONSTRUCTION SALES DELIVERIES (CONTINUED)

(DOLLARS IN THOUSANDS)

	FY 1950 FY 1993	FY 1994	FY 1995	FY 1996	FY 1997	FY 1998
<u>AFRICA (CONTINUED)</u>						
IVORY COAST	648	1	2	41	24	106
KENYA	59	-	-	3	390	2
LESOTHO	5	23	3	39	67	20
LIBERIA	7,300	-	-	-	-	-
MADAGASCAR	176	1	-	-	-	-
MALAWI	236	*	39	*	*	*
MALI	44	64	4	*	*	-
MAURITANIA	326	-	-	-	-	-
MOZAMBIQUE	-	-	-	-	-	-
NIGER	991	987	135	1,997	-	-
NIGERIA	-	-	-	-	-	-
RWANDA	99	6	-	-	-	2
SENEGAL	2,428	35	13	123	50	92
SEYCHELLES	-	-	13	*	15	4
SIERRA LEONE	530	41	37	-	-	-
SOMALIA	350	-	-	-	-	-
SUDAN	16,484	-	-	-	-	-
TOGO	2	-	-	-	-	-
UGANDA	-	-	*	42	11	*
<u>WESTERN HEMISPHERE</u>	<u>88,290</u>	<u>7,477</u>	<u>13,992</u>	<u>6,259</u>	<u>5,963</u>	<u>4,148</u>
ANTIGUA & BARBUDA	-	-	-	20	-	-
ARGENTINA	-	-	-	-	-	-
BARBADOS	246	80	13	45	44	238
BOLIVIA - INTL NARC	5,636	1,441	2,100	1,334	777	521
CANADA	519	-	-	-	-	-
COLOMBIA	35	209	1,644	61	107	547
COLOMBIA - INTL NARC	2,385	2,024	2,515	565	1,640	585
COSTA RICA	635	117	-	-	-	-
ECUADOR	-	-	-	-	-	-
ECUADOR - INTL NARC	-	-	67	14	896	68
EL SALVADOR	48,113	2,338	2,115	2,284	1,126	1,431
GUATEMALA	2,021	-	-	-	-	-
HAITI	-	-	-	-	-	-
HONDURAS	21,410	1,269	5,537	1,936	1,374	759
MEXICO	7,203	-	-	-	-	-
PANAMA	-	-	-	-	-	-
ST VINCENT + GREN.	85	-	-	-	-	-
<u>INTERNATL. ORG. AND VARIOUS</u>	<u>-</u>	<u>-</u>	<u>-</u>	<u>-</u>	<u>-</u>	<u>*</u>

TOTALS MAY NOT ADD DUE TO ROUNDING

* LESS THAN \$500

FOREIGN MILITARY CONSTRUCTION SALES DELIVERIES (CONTINUED)

(DOLLARS IN THOUSANDS)

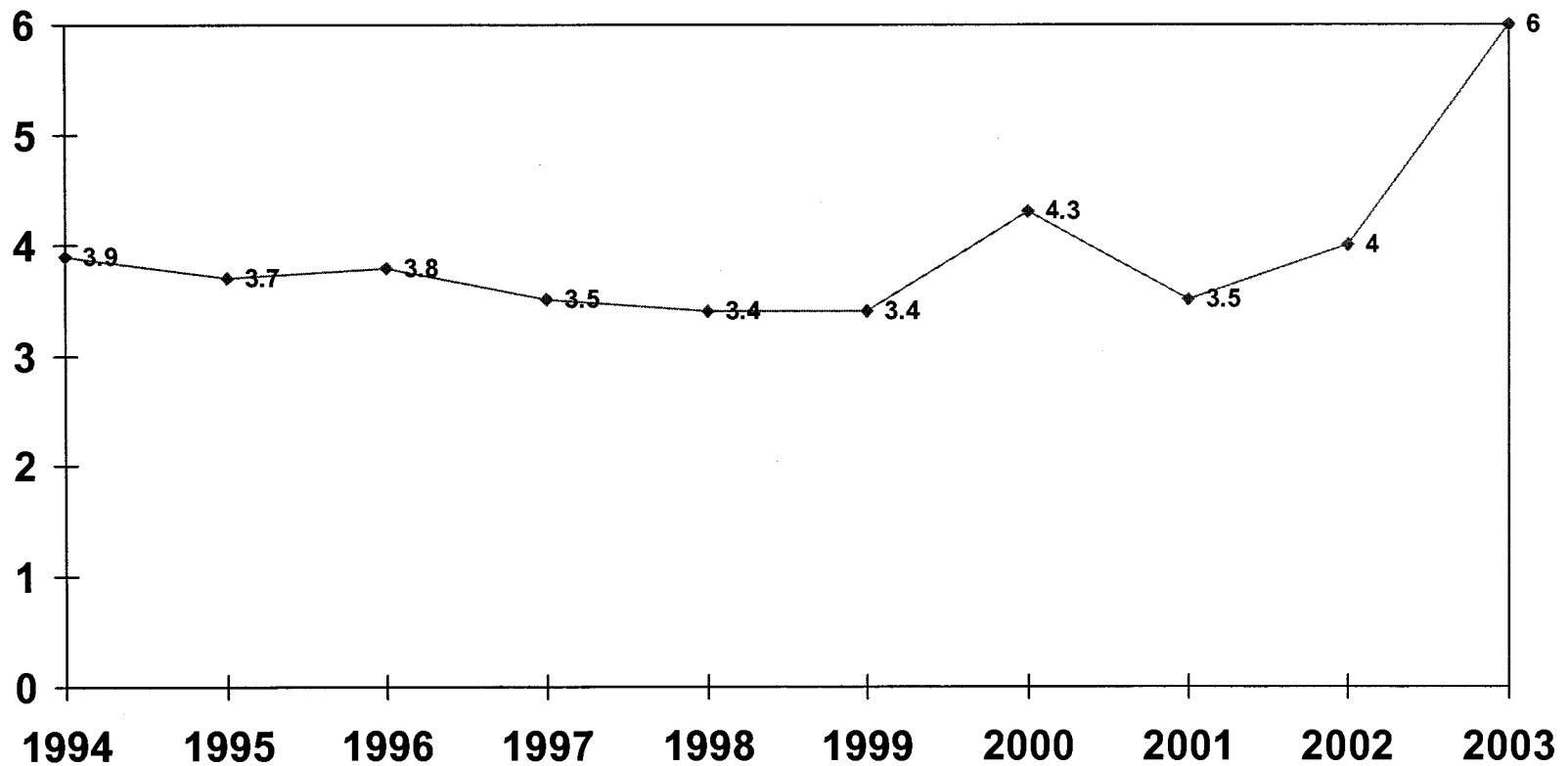
<u>FY 1999</u>	<u>FY 2000</u>	<u>FY 2001</u>	<u>FY 2002</u>	<u>FY 2003</u>	<u>FY 1950 FY 2003</u>	
						<u>AFRICA (CONTINUED)</u>
12	11	-	-	-	845	IVORY COAST
3	52	32	*	-	541	KENYA
2	3	7	18	-	187	LESOTHO
-	-	-	-	-	7,300	LIBERIA
-	-	-	-	-	177	MADAGASCAR
203	17	-	-	-	496	MALAWI
1	1	1	-	-	115	MALI
-	-	-	-	-	326	MAURITANIA
-	-	2	110	38	150	MOZAMBIQUE
-	-	20	324	24	4,478	NIGER
-	-	-	-	52	52	NIGERIA
-	-	*	574	25	706	RWANDA
115	6	64	47	61	3,034	SENEGAL
-	3	-	-	-	35	SEYCHELLES
-	-	-	-	-	608	SIERRA LEONE
-	-	-	-	-	350	SOMALIA
-	-	-	-	-	16,484	SUDAN
-	-	-	-	-	2	TOGO
6	4	160	-	-	225	UGANDA
<u>3,668</u>	<u>2,224</u>	<u>3,767</u>	<u>2,367</u>	<u>4,299</u>	<u>142,453</u>	<u>WESTERN HEMISPHERE</u>
38	23	163	-	-	244	ANTIGUA & BARBUDA
-	4	67	34	346	452	ARGENTINA
-	-	-	-	-	665	BARBADOS
60	224	146	1	48	12,288	BOLIVIA - INTL NARC
-	-	-	-	-	519	CANADA
408	110	*	*	-	3,122	COLOMBIA
157	991	2,550	2,184	368	15,964	COLOMBIA - INTL NARC
-	-	-	-	-	752	COSTA RICA
-	-	-	120	3,383	3,503	ECUADOR
15	-	-	10	-	1,070	ECUADOR - INTL NARC
1,660	523	316	-	59	59,965	EL SALVADOR
-	-	-	-	-	2,021	GUATEMALA
-	40	294	-	-	333	HAITI
1,330	310	198	-	94	34,217	HONDURAS
-	-	-	-	-	7,203	MEXICO
-	-	32	17	-	50	PANAMA
-	-	-	-	-	85	ST VINCENT + GREN.
59	*	-	-	-	59	INTERNATL. ORG. AND VARIOUS

TOTALS MAY NOT ADD DUE TO ROUNDING

* LESS THAN \$500

PAGE INTENTIONALLY LEFT BLANK

FOREIGN MILITARY FINANCING PROGRAM (Dollars in Billions)



FOREIGN MILITARY FINANCING PROGRAM

(DOLLARS IN THOUSANDS)

	<u>FY 1950</u> <u>FY 1993</u>	<u>FY 1994</u>	<u>FY 1995</u>	<u>FY 1996</u>	<u>FY 1997</u>	<u>C/ FY 1998</u>
WORLDWIDE	79,595,565	3,917,203	3,712,246	3,836,343	3,530,286	3,419,707
PAYMENT WAIVED	39,794,564	3,147,703	3,154,561	3,292,343	3,232,786	3,319,707
DOD DIRECT	11,992,501	769,500	557,685	544,000	297,500	100,000
DOD GUARANTY	27,808,500	-	-	-	-	-
EAST ASIA AND PACIFIC	4,999,704	750	1,300	2,500	1,000	-
PAYMENT WAIVED	368,955	750	1,300	2,500	1,000	-
DOD DIRECT	1,123,949	-	-	-	-	-
DOD GUARANTY	3,506,800	-	-	-	-	-
AUSTRALIA	115,586	-	-	-	-	-
DOD DIRECT	115,586	-	-	-	-	-
CAMBODIA	-	750	1,300	2,000	1,000	-
PAYMENT WAIVED	-	750	1,300	2,000	1,000	-
EAST TIMOR	-	-	-	-	-	-
PAYMENT WAIVED	-	-	-	-	-	-
FIJI	-	-	-	-	-	-
PAYMENT WAIVED	-	-	-	-	-	-
INDONESIA	377,340	-	-	-	-	-
DOD DIRECT	84,140	-	-	-	-	-
DOD GUARANTY	293,200	-	-	-	-	-
JAPAN	34,772	-	-	-	-	-
DOD DIRECT	34,772	-	-	-	-	-
KOREA (SEOUL)	2,348,573	-	-	-	-	-
DOD DIRECT	454,390	-	-	-	-	-
DOD GUARANTY	1,894,183	-	-	-	-	-
LAOS	-	-	-	500	-	-
PAYMENT WAIVED	-	-	-	500	-	-
MALAYSIA	176,910	-	-	-	-	-
PAYMENT WAIVED	-	-	-	-	-	-
DOD DIRECT	38,07 A/	-	-	-	-	-
DOD GUARANTY	138,838	-	-	-	-	-
MONGOLIA	-	-	-	-	-	-
PAYMENT WAIVED	-	-	-	-	-	-

TOTALS MAY NOT ADD DUE TO ROUNDING

* LESS THAN \$500

FOREIGN MILITARY FINANCING PROGRAM

(DOLLARS IN THOUSANDS)

<u>FY 1999</u>	<u>FY 2000</u>	<u>FY 2001</u>	<u>FY 2002</u>	<u>FY 2003</u>	<u>FY 1950</u> <u>FY 2003</u>	
3,370,240	4,332,802	3,535,429	4,039,500	5,955,770	119,245,091	D/ WORLDWIDE
3,370,240	4,332,802	3,535,429	4,039,500	5,955,770	77,175,405	PAYMENT WAIVED
-	-	-	-	-	14,261,186	DOD DIRECT
-	-	-	-	-	27,808,500	DOD GUARANTY
1,500	2,137	7,416	48,800	55,190	5,120,297	EAST ASIA AND PACIFIC
1,500	2,137	7,416	48,800	55,190	489,548	PAYMENT WAIVED
-	-	-	-	-	1,123,949	DOD DIRECT
-	-	-	-	-	3,506,800	DOD GUARANTY
-	-	-	-	-	115,586	AUSTRALIA
-	-	-	-	-	115,586	DOD DIRECT
-	-	-	-	-	5,050	CAMBODIA
-	-	-	-	-	5,050	PAYMENT WAIVED
-	-	-	-	1,990	1,990	EAST TIMOR
-	-	-	-	1,990	1,990	PAYMENT WAIVED
500	350	-	-	-	850	FIJI
500	350	-	-	-	850	PAYMENT WAIVED
-	-	-	-	-	377,340	INDONESIA
-	-	-	-	-	84,140	DOD DIRECT
-	-	-	-	-	293,200	DOD GUARANTY
-	-	-	-	-	34,772	JAPAN
-	-	-	-	-	34,772	DOD DIRECT
-	-	-	-	-	2,348,573	KOREA (SEOUL)
-	-	-	-	-	454,390	DOD DIRECT
-	-	-	-	-	1,894,183	DOD GUARANTY
-	-	-	-	-	500	LAOS
-	-	-	-	-	500	PAYMENT WAIVED
-	-	348	-	-	177,258	MALAYSIA
-	-	348	-	-	348	PAYMENT WAIVED
-	-	-	-	-	38,071	DOD DIRECT
-	-	-	-	-	138,838	DOD GUARANTY
-	350	2,332	2,000	1,340	6,022	MONGOLIA
-	350	2,332	2,000	1,340	6,022	PAYMENT WAIVED

TOTALS MAY NOT ADD DUE TO ROUNDING

* LESS THAN \$500

FOREIGN MILITARY FINANCING PROGRAM (CONTINUED)

(DOLLARS IN THOUSANDS)

	FY 1950 FY 1993	FY 1994	FY 1995	FY 1996	FY 1997	FY 1998
<u>EAST ASIA AND PACIFIC (CONTINUED)</u>						
NEW ZEALAND	1,492	-	-	-	-	-
DOD DIRECT	1,492	-	-	-	-	-
REP OF PHILIPPINES	710,038	-	-	-	-	-
PAYMENT WAIVED	365,938 A/	-	-	-	-	-
DOD DIRECT	8,600 B/	-	-	-	-	-
DOD GUARANTY	335,500	-	-	-	-	-
SINGAPORE	17,221	-	-	-	-	-
DOD GUARANTY	17,221	-	-	-	-	-
TAIWAN	547,726	-	-	-	-	-
DOD DIRECT	187,866	-	-	-	-	-
DOD GUARANTY	359,860	-	-	-	-	-
THAILAND	670,047	-	-	-	-	-
PAYMENT WAIVED	3,017	-	-	-	-	-
DOD DIRECT	199,031	-	-	-	-	-
DOD GUARANTY	467,999	-	-	-	-	-
UNTAET	-	-	-	-	-	-
PAYMENT WAIVED	-	-	-	-	-	-
<u>NEAR EAST AND SOUTH ASIA</u>	<u>56,828,891</u>	<u>3,109,000</u>	<u>3,107,300</u>	<u>3,200,300</u>	<u>3,130,045</u>	<u>3,152,050</u>
PAYMENT WAIVED	36,263,818	3,109,000	3,107,300	3,200,300	3,130,045	3,152,050
DOD DIRECT	3,585,294	-	-	-	-	-
DOD GUARANTY	16,979,779	-	-	-	-	-
AFGHANISTAN	-	-	-	-	-	-
PAYMENT WAIVED	-	-	-	-	-	-
BAHRAIN	1,500	-	-	-	-	-
PAYMENT WAIVED	1,500	-	-	-	-	-
BANGLADESH	-	-	-	-	-	1,250
PAYMENT WAIVED	-	-	-	-	-	1,250
EGYPT E/	17,153,510	1,300,000	1,300,000	1,300,000	1,300,000	1,300,000
PAYMENT WAIVED	12,603,510	1,300,000	1,300,000	1,300,000	1,300,000	1,300,000
DOD GUARANTY	4,550,000	-	-	-	-	-
INDIA	27,310	-	-	-	-	-
PAYMENT WAIVED	-	-	-	-	-	-
DOD DIRECT	27,310	-	-	-	-	-

TOTALS MAY NOT ADD DUE TO ROUNDING

* LESS THAN \$500

FOREIGN MILITARY FINANCING PROGRAM (CONTINUED)

(DOLLARS IN THOUSANDS)

<u>FY 1999</u>	<u>FY 2000</u>	<u>FY 2001</u>	<u>FY 2002</u>	<u>FY 2003</u>	<u>FY 1950 FY 2003</u>	
-	-	-	-	-	1,492	EAST ASIA AND PACIFIC (CONTINUED)
-	-	-	-	-	1,492	NEW ZEALAND
						DOD DIRECT
1,000	1,437	2,342	44,000	49,870	808,687	REP OF PHILIPPINES
1,000	1,437	2,342	44,000	49,870	464,587	PAYMENT WAIVED
-	-	-	-	-	8,600	DOD DIRECT
-	-	-	-	-	335,500	DOD GUARANTY
-	-	-	-	-	17,221	SINGAPORE
-	-	-	-	-	17,221	DOD GUARANTY
-	-	-	-	-	547,726	TAIWAN
-	-	-	-	-	187,866	DOD DIRECT
-	-	-	-	-	359,860	DOD GUARANTY
-	-	598	1,800	1,990	674,435	THAILAND
-	-	598	1,800	1,990	7,405	PAYMENT WAIVED
-	-	-	-	-	199,031	DOD DIRECT
-	-	-	-	-	467,999	DOD GUARANTY
-	-	1,796	1,000	-	2,796	UNTAET
-	-	1,796	1,000	-	2,796	PAYMENT WAIVED
3,263,200	4,249,415	3,354,204	3,669,200	5,583,550	92,647,155	NEAR EAST AND SOUTH ASIA
3,263,200	4,249,415	3,354,204	3,669,200	5,583,550	72,082,082	PAYMENT WAIVED
-	-	-	-	-	3,585,294	DOD DIRECT
-	-	-	-	-	16,979,779	DOD GUARANTY
-	-	-	50,000	191,000	241,000	AFGHANISTAN
-	-	-	50,000	191,000	241,000	PAYMENT WAIVED
-	-	-	28,500	90,000	120,000	BAHRAIN
-	-	-	28,500	90,000	120,000	PAYMENT WAIVED
800	-	-	-	-	2,050	BANGLADESH
800	-	-	-	-	2,050	PAYMENT WAIVED
1,300,000	1,300,000	1,297,140	1,300,000	1,291,550	30,142,200	EGYPT E/
1,300,000	1,300,000	1,297,140	1,300,000	1,291,550	25,592,200	PAYMENT WAIVED
-	-	-	-	-	4,550,000	DOD GUARANTY
-	-	-	800	-	28,110	INDIA
-	-	-	800	-	800	PAYMENT WAIVED
-	-	-	-	-	27,310	DOD DIRECT

TOTALS MAY NOT ADD DUE TO ROUNDING

* LESS THAN \$500

FOREIGN MILITARY FINANCING PROGRAM (CONTINUED)

(DOLLARS IN THOUSANDS)

	FY 1950 FY 1993	FY 1994	FY 1995	FY 1996	FY 1997	FY 1998
NEAR EAST AND SOUTH ASIA (CONTINUED)						
IRAN	496,407	-	-	-	-	-
DOD DIRECT	175,705	-	-	-	-	-
DOD GUARANTY	320,701	-	-	-	-	-
ISRAEL E/F/	34,019,104	1,800,000	1,800,000	1,800,000	1,800,000	1,800,000
PAYMENT WAIVED	22,814,860	1,800,000	1,800,000	1,800,000	1,800,000	1,800,000
DOD DIRECT	1,667,103	-	-	-	-	-
DOD GUARANTY	9,537,142	-	-	-	-	-
JORDAN	1,004,479	9,000	7,300	100,300	30,045	50,000
PAYMENT WAIVED	126,794	9,000	7,300	100,300	30,045	50,000
DOD DIRECT	227,048	-	-	-	-	-
DOD GUARANTY	650,637	-	-	-	-	-
LEBANON	243,668	-	-	-	-	-
DOD DIRECT	9,168	-	-	-	-	-
DOD GUARANTY	234,500	-	-	-	-	-
MOROCCO	665,952	-	-	-	-	-
PAYMENT WAIVED	196,415	-	-	-	-	-
DOD DIRECT	101,787	-	-	-	-	-
DOD GUARANTY	367,750	-	-	-	-	-
NEPAL	-	-	-	-	-	800
PAYMENT WAIVED	-	-	-	-	-	800
OMAN	203,640	-	-	-	-	-
PAYMENT WAIVED	4,500	-	-	-	-	-
DOD DIRECT	49,140	-	-	-	-	-
DOD GUARANTY	150,000	-	-	-	-	-
PAKISTAN	2,190,526	-	-	-	-	-
PAYMENT WAIVED	444,369	-	-	-	-	-
DOD DIRECT	1,184,311	-	-	-	-	-
DOD GUARANTY	561,847	-	-	-	-	-
SAUDI ARABIA	254,167	-	-	-	-	-
DOD DIRECT	65,222	-	-	-	-	-
DOD GUARANTY	188,945	-	-	-	-	-
SRI LANKA	2,308	-	-	-	-	-
DOD DIRECT	308	-	-	-	-	-
DOD GUARANTY	2,000	-	-	-	-	-

TOTALS MAY NOT ADD DUE TO ROUNDING

* LESS THAN \$500

FOREIGN MILITARY FINANCING PROGRAM (CONTINUED)

(DOLLARS IN THOUSANDS)

<u>FY 1999</u>	<u>FY 2000</u>	<u>FY 2001</u>	<u>FY 2002</u>	<u>FY 2003</u>	<u>FY 1950</u> <u>FY 2003</u>	
-	-	-	-	-	496,407	NEAR EAST AND SOUTH ASIA (CONTINUED)
-	-	-	-	-	175,705	IRAN
-	-	-	-	-	320,701	DOD DIRECT
						DOD GUARANTY
1,860,000	2,820,000	1,975,644	2,040,000	3,086,350	54,801,098	ISRAEL E/F/
1,860,000	2,820,000	1,975,644	2,040,000	3,086,350	43,596,854	PAYMENT WAIVED
-	-	-	-	-	1,667,103	DOD DIRECT
-	-	-	-	-	9,537,142	DOD GUARANTY
95,900	124,915	74,835	100,000	604,000	2,200,774	JORDAN
95,900	124,915	74,835	100,000	604,000	1,323,089	PAYMENT WAIVED
-	-	-	-	-	227,048	DOD DIRECT
-	-	-	-	-	650,637	DOD GUARANTY
-	-	-	-	-	243,668	LEBANON
-	-	-	-	-	9,168	DOD DIRECT
-	-	-	-	-	234,500	DOD GUARANTY
4,000	1,500	2,495	3,500	5,200	682,647	MOROCCO
4,000	1,500	2,495	3,500	5,200	213,110	PAYMENT WAIVED
-	-	-	-	-	101,787	DOD DIRECT
-	-	-	-	-	367,750	DOD GUARANTY
500	-	597	22,000	3,150	27,047	NEPAL
500	-	597	22,000	3,150	27,047	PAYMENT WAIVED
-	-	-	25,000	81,000	309,640	OMAN
-	-	-	25,000	81,000	110,500	PAYMENT WAIVED
-	-	-	-	-	49,140	DOD DIRECT
-	-	-	-	-	150,000	DOD GUARANTY
-	-	-	75,000	224,500	2,490,026	PAKISTAN
-	-	-	75,000	224,500	743,869	PAYMENT WAIVED
-	-	-	-	-	1,184,311	DOD DIRECT
-	-	-	-	-	561,847	DOD GUARANTY
-	-	-	-	-	254,167	SAUDI ARABIA
-	-	-	-	-	65,222	DOD DIRECT
-	-	-	-	-	188,945	DOD GUARANTY
-	-	-	-	-	2,308	SRI LANKA
-	-	-	-	-	308	DOD DIRECT
-	-	-	-	-	2,000	DOD GUARANTY

TOTALS MAY NOT ADD DUE TO ROUNDING

* LESS THAN \$500

FOREIGN MILITARY FINANCING PROGRAM (CONTINUED)

(DOLLARS IN THOUSANDS)

	FY 1950 FY 1993	FY 1994	FY 1995	FY 1996	FY 1997	FY 1998
NEAR EAST AND SOUTH ASIA (CONTINUED)						
TUNISIA	554,063	-	-	-	-	-
PAYMENT WAIVED	71,871	-	-	-	-	-
DOD DIRECT	78,192 A/	-	-	-	-	-
DOD GUARANTY	404,000	-	-	-	-	-
YEMEN	12,257	-	-	-	-	-
PAYMENT WAIVED	-	-	-	-	-	-
DOD GUARANTY	12,257	-	-	-	-	-
EUROPE	15,084,550	769,500	560,803	597,850	364,809	244,957
PAYMENT WAIVED	2,358,726	-	3,118	53,850	67,309	144,957
DOD DIRECT	6,646,824	769,500	557,685	544,000	297,500	100,000
DOD GUARANTY	6,079,000	-	-	-	-	-
ALBANIA	-	-	-	2,525	100	1,700
PAYMENT WAIVED	-	-	-	2,525	100	1,700
ARMENIA	-	-	-	-	-	-
PAYMENT WAIVED	-	-	-	-	-	-
AUSTRIA	15,713	-	-	-	-	-
DOD DIRECT	15,713	-	-	-	-	-
AZERBAIJAN	-	-	-	-	-	-
PAYMENT WAIVED	-	-	-	-	-	-
BELGIUM	7,793	-	-	-	-	-
DOD DIRECT	7,793	-	-	-	-	-
BOSNIA-HERZEGOVINA	-	-	-	-	-	-
PAYMENT WAIVED	-	-	-	-	-	-
BULGARIA	-	-	-	4,275	3,000	4,200
PAYMENT WAIVED	-	-	-	4,275	3,000	4,200
CROATIA	-	-	-	-	-	-
PAYMENT WAIVED	-	-	-	-	-	-
CZECH REPUBLIC	-	-	-	8,900	9,087	16,250
PAYMENT WAIVED	-	-	-	8,900	9,087	16,250
ESTONIA	-	-	706	1,500	1,500	8,300
PAYMENT WAIVED	-	-	706	1,500	1,500	8,300

TOTALS MAY NOT ADD DUE TO ROUNDING

* LESS THAN \$500

FOREIGN MILITARY FINANCING PROGRAM (CONTINUED)

(DOLLARS IN THOUSANDS)

<u>FY 1999</u>	<u>FY 2000</u>	<u>FY 2001</u>	<u>FY 2002</u>	<u>FY 2003</u>	<u>FY 1950</u> <u>FY 2003</u>	
						NEAR EAST AND SOUTH ASIA (CONTINUED)
2,000	3,000	3,493	4,400	4,900	571,856	TUNISIA
2,000	3,000	3,493	4,400	4,900	89,664	PAYMENT WAIVED
-	-	-	-	-	78,192	DOD DIRECT
-	-	-	-	-	404,000	DOD GUARANTY
-	-	-	20,000	1,900	34,157	YEMEN
-	-	-	20,000	1,900	21,900	PAYMENT WAIVED
-	-	-	-	-	12,257	DOD GUARANTY
90,700	67,000	148,330	275,000	254,040	18,457,540	EUROPE
90,700	67,000	148,330	275,000	254,040	3,463,030	PAYMENT WAIVED
-	-	-	-	-	8,915,509	DOD DIRECT
-	-	-	-	-	6,079,000	DOD GUARANTY
4,000	1,600	8,631	4,000	7,900	30,456	ALBANIA
4,000	1,600	8,631	4,000	7,900	30,456	PAYMENT WAIVED
-	-	-	4,000	5,000	9,000	ARMENIA
-	-	-	4,000	5,000	9,000	PAYMENT WAIVED
-	-	-	-	-	15,713	AUSTRIA
-	-	-	-	-	15,713	DOD DIRECT
-	-	-	4,000	5,000	9,000	AZERBAIJAN
-	-	-	4,000	5,000	9,000	PAYMENT WAIVED
-	-	-	-	-	7,793	BELGIUM
-	-	-	-	-	7,793	DOD DIRECT
4,000	-	5,986	2,250	2,400	14,636	BOSNIA-HERZEGOVINA
4,000	-	5,986	2,250	2,400	14,636	PAYMENT WAIVED
9,400	5,000	13,470	8,500	19,000	66,845	BULGARIA
9,400	5,000	13,470	8,500	19,000	66,845	PAYMENT WAIVED
-	4,000	3,991	5,000	5,500	18,491	CROATIA
-	4,000	3,991	5,000	5,500	18,491	PAYMENT WAIVED
7,100	6,000	8,981	10,000	25,900	92,218	CZECH REPUBLIC
7,100	6,000	8,981	10,000	25,900	92,218	PAYMENT WAIVED
4,700	4,000	6,186	6,250	9,250	42,392	ESTONIA
4,700	4,000	6,186	6,250	9,250	42,392	PAYMENT WAIVED

TOTALS MAY NOT ADD DUE TO ROUNDING

* LESS THAN \$500

FOREIGN MILITARY FINANCING PROGRAM (CONTINUED)

(DOLLARS IN THOUSANDS)

	<u>FY 1950</u> <u>FY 1993</u>	<u>FY 1994</u>	<u>FY 1995</u>	<u>FY 1996</u>	<u>FY 1997</u>	<u>FY 1998</u>
<u>EUROPE (CONTINUED)</u>						
FRANCE	80,392	-	-	-	-	-
DOD DIRECT	80,392	-	-	-	-	-
GEORGIA	-	-	-	-	700	5,350
PAYMENT WAIVED	-	-	-	-	700	5,350
GREECE	5,504,245	283,500	229,635	224,000	122,500	-
PAYMENT WAIVED	89,871	-	-	-	-	-
DOD DIRECT	3,338,774	283,500	229,635	224,000	122,500	-
DOD GUARANTY	2,075,600	-	-	-	-	-
HUNGARY	250	-	-	3,200	10,087	16,600
PAYMENT WAIVED	250	-	-	3,200	10,087	16,600
ITALY	292	-	-	-	-	-
DOD DIRECT	292	-	-	-	-	-
KAZAKHSTAN	-	-	-	-	1,500	2,250
PAYMENT WAIVED	-	-	-	-	1,500	2,250
KYRGYZSTAN	-	-	-	-	800	1,350
PAYMENT WAIVED	-	-	-	-	800	1,350
LATVIA	-	-	706	1,500	1,500	6,950
PAYMENT WAIVED	-	-	706	1,500	1,500	6,950
LITHUANIA	-	-	706	1,500	1,500	6,950
PAYMENT WAIVED	-	-	706	1,500	1,500	6,950
MACEDONIA (FYROM)	-	-	-	750	1,648	19,257
PAYMENT WAIVED	-	-	-	750	1,648	19,257
MALTA	-	-	-	-	-	-
PAYMENT WAIVED	-	-	-	-	-	-
MOLDOVA	-	-	-	-	800	3,450
PAYMENT WAIVED	-	-	-	-	800	3,450
NETHERLANDS	2,200	-	-	-	-	-
DOD DIRECT	2,200	-	-	-	-	-
POLAND	-	-	1,000	16,475	12,587	124,700
PAYMENT WAIVED	-	-	1,000	16,475	12,587	24,700
DOD DIRECT	-	-	-	-	-	100,000

TOTALS MAY NOT ADD DUE TO ROUNDING

* LESS THAN \$500

FOREIGN MILITARY FINANCING PROGRAM (CONTINUED)

(DOLLARS IN THOUSANDS)

<u>FY 1999</u>	<u>FY 2000</u>	<u>FY 2001</u>	<u>FY 2002</u>	<u>FY 2003</u>	<u>FY 1950</u> <u>FY 2003</u>	
-	-	-	-	-	80,392	EUROPE (CONTINUED)
-	-	-	-	-	80,392	FRANCE
						DOD DIRECT
7,950	3,000	4,490	55,500	6,900	83,890	GEORGIA
7,950	3,000	4,490	55,500	6,900	83,890	PAYMENT WAIVED
-	-	-	-	-	6,363,880	GREECE
-	-	-	-	-	89,871	PAYMENT WAIVED
-	-	-	-	-	4,198,409	DOD DIRECT
-	-	-	-	-	2,075,600	DOD GUARANTY
7,100	6,000	8,981	10,000	18,900	81,118	HUNGARY
7,100	6,000	8,981	10,000	18,900	81,118	PAYMENT WAIVED
-	-	-	-	-	292	ITALY
-	-	-	-	-	292	DOD DIRECT
1,800	1,500	1,896	4,750	2,900	16,596	KAZAKHSTAN
1,800	1,500	1,896	4,750	2,900	16,596	PAYMENT WAIVED
1,550	1,000	1,846	11,000	3,900	21,446	KYRGYZSTAN
1,550	1,000	1,846	11,000	3,900	21,446	PAYMENT WAIVED
4,700	4,000	5,188	6,250	9,650	40,444	LATVIA
4,700	4,000	5,188	6,250	9,650	40,444	PAYMENT WAIVED
4,700	4,600	6,486	6,593	10,500	43,535	LITHUANIA
4,700	4,600	6,486	6,593	10,500	43,535	PAYMENT WAIVED
6,000	-	13,619	10,500	11,900	63,674	MACEDONIA (FYROM)
6,000	-	13,619	10,500	11,900	63,674	PAYMENT WAIVED
300	450	2,993	-	5,000	8,743	MALTA
300	450	2,993	-	5,000	8,743	PAYMENT WAIVED
1,250	1,250	1,795	1,250	1,000	10,795	MOLDOVA
1,250	1,250	1,795	1,250	1,000	10,795	PAYMENT WAIVED
-	-	-	-	-	2,200	NETHERLANDS
-	-	-	-	-	2,200	DOD DIRECT
6,600	8,000	12,274	12,000	27,900	221,536	POLAND
6,600	8,000	12,274	12,000	27,900	121,536	PAYMENT WAIVED
-	-	-	-	-	100,000	DOD DIRECT

TOTALS MAY NOT ADD DUE TO ROUNDING

* LESS THAN \$500

FOREIGN MILITARY FINANCING PROGRAM (CONTINUED)

(DOLLARS IN THOUSANDS)

	FY 1950 FY 1993	FY 1994	FY 1995	FY 1996	FY 1997	FY 1998
<u>EUROPE (CONTINUED)</u>						
PORTUGAL	717,700	81,000	-	-	-	-
PAYMENT WAIVED	384,635	-	-	-	-	-
DOD DIRECT	190,565	81,000	-	-	-	-
DOD GUARANTY	142,500	-	-	-	-	-
ROMANIA	-	-	-	9,275	6,500	13,900
PAYMENT WAIVED	-	-	-	9,275	6,500	13,900
RUSSIA	-	-	-	-	2,250	2,250
PAYMENT WAIVED	-	-	-	-	2,250	2,250
SLOVAKIA	-	-	-	3,550	6,000	3,200
PAYMENT WAIVED	-	-	-	3,550	6,000	3,200
SLOVENIA	-	-	-	400	1,000	2,500
PAYMENT WAIVED	-	-	-	400	1,000	2,500
SPAIN	2,415,100	-	-	-	-	-
DOD DIRECT	890,100	-	-	-	-	-
DOD GUARANTY	1,525,000	-	-	-	-	-
TAJIKISTAN	-	-	-	-	-	-
PAYMENT WAIVED	-	-	-	-	-	-
TURKEY	6,340,865	405,000	328,050	320,000	175,000	-
PAYMENT WAIVED	1,883,970	-	-	-	-	-
DOD DIRECT	2,120,995 A/	405,000	328,050	320,000	175,000	-
DOD GUARANTY	2,335,900	-	-	-	-	-
TURKMENISTAN	-	-	-	-	500	450
PAYMENT WAIVED	-	-	-	-	500	450
UKRAINE	-	-	-	-	5,250	3,800
PAYMENT WAIVED	-	-	-	-	5,250	3,800
UZBEKISTAN	-	-	-	-	1,000	1,550
PAYMENT WAIVED	-	-	-	-	1,000	1,550
<u>AFRICA</u>	<u>701,142</u>	<u>1,385</u>	<u>1,330</u>	<u>9,043</u>	<u>9,249</u>	<u>17,350</u>
PAYMENT WAIVED	115,730	1,385	1,330	9,043	9,249	17,350
DOD DIRECT	147,734	-	-	-	-	-
DOD GUARANTY	437,677	-	-	-	-	-

TOTALS MAY NOT ADD DUE TO ROUNDING

* LESS THAN \$500

FOREIGN MILITARY FINANCING PROGRAM (CONTINUED)

(DOLLARS IN THOUSANDS)

<u>FY 1999</u>	<u>FY 2000</u>	<u>FY 2001</u>	<u>FY 2002</u>	<u>FY 2003</u>	<u>FY 1950 FY 2003</u>	
-	-	-	-	-	798,700	EUROPE (CONTINUED)
-	-	-	-	-	384,635	PORTUGAL
-	-	-	-	-	271,565	PAYMENT WAIVED
-	-	-	-	-	142,500	DOD DIRECT
6,500	6,200	16,962	9,000	24,900	93,237	DOD GUARANTY
6,500	6,200	16,962	9,000	24,900	93,237	ROMANIA
-	-	-	-	-	4,500	PAYMENT WAIVED
-	-	-	-	-	4,500	RUSSIA
3,200	2,800	11,135	8,250	14,500	52,635	PAYMENT WAIVED
3,200	2,800	11,135	8,250	14,500	52,635	SLOVAKIA
2,600	2,000	5,487	4,000	4,000	21,987	PAYMENT WAIVED
2,600	2,000	5,487	4,000	4,000	21,987	SLOVENIA
-	-	-	-	-	2,415,100	PAYMENT WAIVED
-	-	-	-	-	890,100	SPAIN
-	-	-	-	-	1,525,000	DOD DIRECT
-	-	-	3,700	-	3,700	DOD GUARANTY
-	-	-	3,700	-	3,700	TAJIKISTAN
-	-	-	48,000	17,350	7,634,265	PAYMENT WAIVED
-	-	-	48,000	17,350	1,949,320	TURKEY
-	-	-	-	-	3,349,045	PAYMENT WAIVED
-	-	-	-	-	2,335,900	DOD DIRECT
600	600	699	-	690	3,539	DOD GUARANTY
600	600	699	-	690	3,539	TURKMENISTAN
5,000	3,250	4,789	4,000	5,500	31,589	PAYMENT WAIVED
5,000	3,250	4,789	4,000	5,500	31,589	UKRAINE
1,650	1,750	2,445	36,207	8,600	53,202	PAYMENT WAIVED
1,650	1,750	2,445	36,207	8,600	53,202	UZBEKISTAN
8,200	10,250	18,697	34,300	28,550	839,496	PAYMENT WAIVED
8,200	10,250	18,697	34,300	28,550	254,084	AFRICA
-	-	-	-	-	147,734	PAYMENT WAIVED
-	-	-	-	-	437,677	DOD DIRECT
						DOD GUARANTY

TOTALS MAY NOT ADD DUE TO ROUNDING

* LESS THAN \$500

FOREIGN MILITARY FINANCING PROGRAM (CONTINUED)

(DOLLARS IN THOUSANDS)

	FY 1950 FY 1993	FY 1994	FY 1995	FY 1996	FY 1997	FY 1998
<u>AFRICA (CONTINUED)</u>						
ANGOLA	-	-	-	2,000	-	-
PAYMENT WAIVED	-	-	-	2,000	-	-
BENIN	327	-	-	-	-	3,200
PAYMENT WAIVED	327	-	-	-	-	3,200
BOTSWANA	23,396	-	-	-	-	-
PAYMENT WAIVED	5,396	-	-	-	-	-
DOD DIRECT	5,000	-	-	-	-	-
DOD GUARANTY	13,000	-	-	-	-	-
BURUNDI	315	-	-	-	-	-
PAYMENT WAIVED	315	-	-	-	-	-
CAMEROON	27,428	-	-	-	-	-
PAYMENT WAIVED	1,028	-	-	-	-	-
DOD DIRECT	5,000	-	-	-	-	-
DOD GUARANTY	21,400	-	-	-	-	-
CAPE VERDE	2,085	-	-	-	-	-
PAYMENT WAIVED	2,085	-	-	-	-	-
CENTRAL AFRICAN REP	370	-	-	-	-	-
PAYMENT WAIVED	370	-	-	-	-	-
CHAD	4,646	-	-	-	-	-
PAYMENT WAIVED	4,646	-	-	-	-	-
COMOROS	85	-	-	-	-	-
PAYMENT WAIVED	85	-	-	-	-	-
CONGO (BRAZZAVILLE)	13	-	-	-	-	-
PAYMENT WAIVED	13	-	-	-	-	-
CONGO (KINSHASA)	134,536	-	-	-	-	-
PAYMENT WAIVED	2,986	-	-	-	-	-
DOD DIRECT	91,500	-	-	-	-	-
DOD GUARANTY	40,050	-	-	-	-	-
DJIBOUTI	3,581	-	-	-	-	-
PAYMENT WAIVED	3,581	-	-	-	-	-

TOTALS MAY NOT ADD DUE TO ROUNDING

* LESS THAN \$500

FOREIGN MILITARY FINANCING PROGRAM (CONTINUED)

(DOLLARS IN THOUSANDS)

<u>FY 1999</u>	<u>FY 2000</u>	<u>FY 2001</u>	<u>FY 2002</u>	<u>FY 2003</u>	<u>FY 1950</u> <u>FY 2003</u>	
						<u>AFRICA (CONTINUED)</u>
-	-	-	-	150	2,150	ANGOLA
-	-	-	-	150	2,150	PAYMENT WAIVED
-	-	-	-	-	3,527	BENIN
-	-	-	-	-	3,527	PAYMENT WAIVED
-	-	1,597	1,000	728	26,721	BOTSWANA
-	-	1,597	1,000	728	8,721	PAYMENT WAIVED
-	-	-	-	-	5,000	DOD DIRECT
-	-	-	-	-	13,000	DOD GUARANTY
-	-	-	-	-	315	BURUNDI
-	-	-	-	-	315	PAYMENT WAIVED
-	-	-	-	150	27,578	CAMEROON
-	-	-	-	150	1,178	PAYMENT WAIVED
-	-	-	-	-	5,000	DOD DIRECT
-	-	-	-	-	21,400	DOD GUARANTY
-	-	-	-	-	2,085	CAPE VERDE
-	-	-	-	-	2,085	PAYMENT WAIVED
-	-	-	-	-	370	CENTRAL AFRICAN REP
-	-	-	-	-	370	PAYMENT WAIVED
-	-	-	-	5	4,651	CHAD
-	-	-	-	5	4,651	PAYMENT WAIVED
-	-	-	-	-	85	COMOROS
-	-	-	-	-	85	PAYMENT WAIVED
-	-	-	-	-	13	CONGO (BRAZZAVILLE)
-	-	-	-	-	13	PAYMENT WAIVED
-	-	-	-	-	134,536	CONGO (KINSHASA)
-	-	-	-	-	2,986	PAYMENT WAIVED
-	-	-	-	-	91,500	DOD DIRECT
-	-	-	-	-	40,050	DOD GUARANTY
-	-	100	1,500	13,400	18,581	DJIBOUTI
-	-	100	1,500	13,400	18,581	PAYMENT WAIVED

TOTALS MAY NOT ADD DUE TO ROUNDING

* LESS THAN \$500

FOREIGN MILITARY FINANCING PROGRAM (CONTINUED)

(DOLLARS IN THOUSANDS)

	<u>FY 1950</u> <u>FY 1993</u>	<u>FY 1994</u>	<u>FY 1995</u>	<u>FY 1996</u>	<u>FY 1997</u>	<u>FY 1998</u>
<u>AFRICA (CONTINUED)</u>						
EQUATORIAL GUINEA	319	-	-	-	-	-
PAYMENT WAIVED	319	-	-	-	-	-
ERITREA	-	200	460	2,613	1,750	1,000
PAYMENT WAIVED	-	200	460	2,613	1,750	1,000
ETHIOPIA	36,000	500	300	1,430	1,000	1,000
PAYMENT WAIVED	-	500	300	1,430	1,000	1,000
DOD DIRECT	36,000	-	-	-	-	-
GABON	15,557	-	-	-	-	-
PAYMENT WAIVED	357	-	-	-	-	-
DOD DIRECT	2,000	-	-	-	-	-
DOD GUARANTY	13,200	-	-	-	-	-
GAMBIA	1,950	-	-	-	-	-
PAYMENT WAIVED	1,950	-	-	-	-	-
GHANA	1,750	285	-	-	-	3,300
PAYMENT WAIVED	1,750	285	-	-	-	3,300
GUINEA	1,440	-	-	-	-	-
PAYMENT WAIVED	1,440	-	-	-	-	-
GUINEA-BISSAU	2,455	-	-	-	-	-
PAYMENT WAIVED	2,455	-	-	-	-	-
IVORY COAST	2,817	-	-	-	-	1,200
PAYMENT WAIVED	2,817	-	-	-	-	1,200
KENYA	158,379	-	-	-	-	-
PAYMENT WAIVED	379	-	-	-	-	-
DOD DIRECT	3,000	-	-	-	-	-
DOD GUARANTY	155,000	-	-	-	-	-
LESOTHO	200	-	-	-	-	-
PAYMENT WAIVED	200	-	-	-	-	-
LIBERIA	28,515	-	-	-	-	-
DOD DIRECT	4,851	-	-	-	-	-
DOD GUARANTY	23,664	-	-	-	-	-

TOTALS MAY NOT ADD DUE TO ROUNDING

* LESS THAN \$500

FOREIGN MILITARY FINANCING PROGRAM (CONTINUED)

(DOLLARS IN THOUSANDS)

<u>FY 1999</u>	<u>FY 2000</u>	<u>FY 2001</u>	<u>FY 2002</u>	<u>FY 2003</u>	<u>FY 1950</u> <u>FY 2003</u>	
						AFRICA (CONTINUED)
-	-	-	-	-	319	EQUATORIAL GUINEA
-	-	-	-	-	319	PAYMENT WAIVED
-	-	-	-	200	6,223	ERITREA
-	-	-	-	200	6,223	PAYMENT WAIVED
2,900	-	-	2,800	4,285	50,215	ETHIOPIA
2,900	-	-	2,800	4,285	14,215	PAYMENT WAIVED
-	-	-	-	-	36,000	DOD DIRECT
-	-	-	-	8	15,565	GABON
-	-	-	-	8	365	PAYMENT WAIVED
-	-	-	-	-	2,000	DOD DIRECT
-	-	-	-	-	13,200	DOD GUARANTY
-	-	-	-	-	1,950	GAMBIA
-	-	-	-	-	1,950	PAYMENT WAIVED
1,300	-	500	1,050	680	8,865	GHANA
1,300	-	500	1,050	680	8,865	PAYMENT WAIVED
-	-	3,000	-	-	4,440	GUINEA
-	-	3,000	-	-	4,440	PAYMENT WAIVED
-	-	-	-	-	2,455	GUINEA-BISSAU
-	-	-	-	-	2,455	PAYMENT WAIVED
500	-	-	-	-	4,517	IVORY COAST
500	-	-	-	-	4,517	PAYMENT WAIVED
-	-	1,000	15,000	1,500	175,879	KENYA
-	-	1,000	15,000	1,500	17,879	PAYMENT WAIVED
-	-	-	-	-	3,000	DOD DIRECT
-	-	-	-	-	155,000	DOD GUARANTY
-	-	-	-	-	200	LESOTHO
-	-	-	-	-	200	PAYMENT WAIVED
-	-	-	-	-	28,515	LIBERIA
-	-	-	-	-	4,851	DOD DIRECT
-	-	-	-	-	23,664	DOD GUARANTY

TOTALS MAY NOT ADD DUE TO ROUNDING

* LESS THAN \$500

FOREIGN MILITARY FINANCING PROGRAM (CONTINUED)

(DOLLARS IN THOUSANDS)

	<u>FY 1950</u> <u>FY 1993</u>	<u>FY 1994</u>	<u>FY 1995</u>	<u>FY 1996</u>	<u>FY 1997</u>	<u>FY 1998</u>
<u>AFRICA (CONTINUED)</u>						
MADAGASCAR	561	-	-	-	-	-
PAYMENT WAIVED	561	-	-	-	-	-
MALAWI	1,491	-	-	-	569	900
PAYMENT WAIVED	1,491 A/ B/	-	-	-	569	900
MALI	895	-	-	-	-	1,600
PAYMENT WAIVED	847	-	-	-	-	1,600
DOD DIRECT	48	-	-	-	-	-
MAURITIUS	650	-	-	-	-	-
PAYMENT WAIVED	650	-	-	-	-	-
MOZAMBIQUE	-	400	-	200	-	-
PAYMENT WAIVED	-	400	-	200	-	-
NAMIBIA	3,700	-	270	400	-	-
PAYMENT WAIVED	3,700	-	270	400	-	-
NIGER	11,169	-	-	-	-	-
PAYMENT WAIVED	5,669 A/	-	-	-	-	-
DOD GUARANTY	5,500	-	-	-	-	-
NIGERIA	369	-	-	-	-	-
PAYMENT WAIVED	34	-	-	-	-	-
DOD DIRECT	335	-	-	-	-	-
RWANDA	2,379	-	300	400	-	-
PAYMENT WAIVED	879	-	300	400	-	-
DOD GUARANTY	1,500	-	-	-	-	-
SAO TOME & PRINCIPE	585	-	-	-	-	-
PAYMENT WAIVED	585	-	-	-	-	-
SENEGAL	22,553	-	-	-	1,965	900
PAYMENT WAIVED	14,553 A/	-	-	-	1,965	900
DOD GUARANTY	8,000	-	-	-	-	-
SEYCHELLES	555	-	-	-	-	-
PAYMENT WAIVED	555	-	-	-	-	-
SIERRA LEONE	3,048	-	-	-	-	-
PAYMENT WAIVED	3,048 A/	-	-	-	-	-

TOTALS MAY NOT ADD DUE TO ROUNDING

* LESS THAN \$500

FOREIGN MILITARY FINANCING PROGRAM (CONTINUED)

(DOLLARS IN THOUSANDS)

<u>FY 1999</u>	<u>FY 2000</u>	<u>FY 2001</u>	<u>FY 2002</u>	<u>FY 2003</u>	<u>FY 1950</u> <u>FY 2003</u>	
						AFRICA (CONTINUED)
-	-	-	-	-	561	MADAGASCAR
-	-	-	-	-	561	PAYMENT WAIVED
-	-	-	-	-	2,960	MALAWI
-	-	-	-	-	2,960	PAYMENT WAIVED
600	-	200	-	-	3,295	MALI
600	-	200	-	-	3,247	PAYMENT WAIVED
-	-	-	-	-	48	DOD DIRECT
-	-	-	-	-	650	MAURITIUS
-	-	-	-	-	650	PAYMENT WAIVED
-	-	-	-	40	640	MOZAMBIQUE
-	-	-	-	40	640	PAYMENT WAIVED
-	-	-	-	-	4,370	NAMIBIA
-	-	-	-	-	4,370	PAYMENT WAIVED
-	-	-	-	-	11,169	NIGER
-	-	-	-	-	5,669	PAYMENT WAIVED
-	-	-	-	-	5,500	DOD GUARANTY
-	10,000	10,000	6,000	-	26,369	NIGERIA
-	10,000	10,000	6,000	-	26,034	PAYMENT WAIVED
-	-	-	-	-	335	DOD DIRECT
-	-	-	-	-	3,079	RWANDA
-	-	-	-	-	1,579	PAYMENT WAIVED
-	-	-	-	-	1,500	DOD GUARANTY
-	-	-	-	500	1,085	SAO TOME & PRINCIPE
-	-	-	-	500	1,085	PAYMENT WAIVED
2,600	-	800	250	730	29,798	SENEGAL
2,600	-	800	250	730	21,798	PAYMENT WAIVED
-	-	-	-	-	8,000	DOD GUARANTY
-	-	-	-	-	555	SEYCHELLES
-	-	-	-	-	555	PAYMENT WAIVED
-	-	-	-	40	3,088	SIERRA LEONE
-	-	-	-	40	3,088	PAYMENT WAIVED

TOTALS MAY NOT ADD DUE TO ROUNDING

* LESS THAN \$500

FOREIGN MILITARY FINANCING PROGRAM (CONTINUED)

(DOLLARS IN THOUSANDS)

	FY 1950 FY 1993	FY 1994	FY 1995	FY 1996	FY 1997	FY 1998
<u>AFRICA (CONTINUED)</u>						
SOMALIA	55,066	-	-	-	-	-
DOD GUARANTY	55,066	-	-	-	-	-
SOUTH AFRICA	-	-	-	-	-	350
PAYMENT WAIVED	-	-	-	-	-	350
SUDAN	148,275	-	-	-	-	-
PAYMENT WAIVED	46,977 A/	-	-	-	-	-
DOD GUARANTY	101,297	-	-	-	-	-
SWAZILAND	-	-	-	-	-	-
PAYMENT WAIVED	-	-	-	-	-	-
TANZANIA	150	-	-	-	-	-
PAYMENT WAIVED	150	-	-	-	-	-
TOGO	348	-	-	-	-	-
PAYMENT WAIVED	348	-	-	-	-	-
UGANDA	495	-	-	2,000	3,965	3,900
PAYMENT WAIVED	495	-	-	2,000	3,965	3,900
ZAMBIA	450	-	-	-	-	-
PAYMENT WAIVED	450	-	-	-	-	-
ZIMBABWE	2,240	-	-	-	-	-
PAYMENT WAIVED	2,240	-	-	-	-	-
<u>WESTERN HEMISPHERE</u>	<u>1,845,441</u>	<u>12,227</u>	<u>16,998</u>	<u>2,000</u>	<u>2,000</u>	<u>5,350</u>
PAYMENT WAIVED	574,808	12,227	16,998	2,000	2,000	5,350
DOD DIRECT	465,390	-	-	-	-	-
DOD GUARANTY	805,243	-	-	-	-	-
ANTIGUA & BARBUDA	2,360	37	40	50	225	310
PAYMENT WAIVED	2,360	37	40	50	225	310
ARGENTINA	180,379	-	-	-	-	1,250
PAYMENT WAIVED	4,500	-	-	-	-	1,250
DOD DIRECT	63,240	-	-	-	-	-
DOD GUARANTY	112,639	-	-	-	-	-
BAHAMAS	-	-	40	75	75	140
PAYMENT WAIVED	-	-	40	75	75	140

TOTALS MAY NOT ADD DUE TO ROUNDING

* LESS THAN \$500

FOREIGN MILITARY FINANCING PROGRAM (CONTINUED)

(DOLLARS IN THOUSANDS)

<u>FY 1999</u>	<u>FY 2000</u>	<u>FY 2001</u>	<u>FY 2002</u>	<u>FY 2003</u>	<u>FY 1950 FY 2003</u>	
-	-	-	-	-	55,066	AFRICA (CONTINUED)
-	-	-	-	-	55,066	SOMALIA
						DOD GUARANTY
300	250	1,000	6,700	5,950	14,550	SOUTH AFRICA
300	250	1,000	6,700	5,950	14,550	PAYMENT WAIVED
-	-	-	-	-	148,275	SUDAN
-	-	-	-	-	46,977	PAYMENT WAIVED
-	-	-	-	-	101,297	DOD GUARANTY
-	-	-	-	3	3	SWAZILAND
-	-	-	-	3	3	PAYMENT WAIVED
-	-	-	-	-	150	TANZANIA
-	-	-	-	-	150	PAYMENT WAIVED
-	-	-	-	20	368	TOGO
-	-	-	-	20	368	PAYMENT WAIVED
-	-	-	-	60	10,420	UGANDA
-	-	-	-	60	10,420	PAYMENT WAIVED
-	-	500	-	100	1,050	ZAMBIA
-	-	500	-	100	1,050	PAYMENT WAIVED
-	-	-	-	-	2,240	ZIMBABWE
-	-	-	-	-	2,240	PAYMENT WAIVED
6,640	4,000	6,682	12,200	34,440	1,947,978	WESTERN HEMISPHERE
6,640	4,000	6,682	12,200	34,440	677,345	PAYMENT WAIVED
-	-	-	-	-	465,390	DOD DIRECT
-	-	-	-	-	805,243	DOD GUARANTY
410	515	640	670	-	5,257	ANTIGUA & BARBUDA
410	515	640	670	-	5,257	PAYMENT WAIVED
1,850	450	998	1,500	1,990	188,417	ARGENTINA
1,850	450	998	1,500	1,990	12,538	PAYMENT WAIVED
-	-	-	-	-	63,240	DOD DIRECT
-	-	-	-	-	112,639	DOD GUARANTY
130	50	139	100	90	839	BAHAMAS
130	50	139	100	90	839	PAYMENT WAIVED

TOTALS MAY NOT ADD DUE TO ROUNDING

* LESS THAN \$500

FOREIGN MILITARY FINANCING PROGRAM (CONTINUED)

(DOLLARS IN THOUSANDS)

	FY 1950 FY 1993	FY 1994	FY 1995	FY 1996	FY 1997	FY 1998
<u>WESTERN HEMISPHERE (CONTINUED)</u>						
BARBADOS	2,770	37	95	200	100	75
PAYMENT WAIVED	2,770	37	95	200	100	75
BELIZE	1,500	160	-	75	75	100
PAYMENT WAIVED	1,500	160	-	75	75	100
BOLIVIA	139,823	2,967	3,229	-	-	-
PAYMENT WAIVED	116,823	2,967	3,229	-	-	-
DOD DIRECT	8,000	-	-	-	-	-
DOD GUARANTY	15,000	-	-	-	-	-
BOLIVIA - INTL NARC	1,000	-	-	-	-	-
PAYMENT WAIVED	1,000	-	-	-	-	-
BRAZIL	264,617	-	-	-	-	-
DOD DIRECT	111,303	-	-	-	-	-
DOD GUARANTY	153,315	-	-	-	-	-
CHILE	65,524	-	-	-	-	300
PAYMENT WAIVED	-	-	-	-	-	300
DOD DIRECT	61,490	-	-	-	-	-
DOD GUARANTY	4,034	-	-	-	-	-
COLOMBIA	330,556	7,700	10,000	-	-	-
PAYMENT WAIVED	170,789	7,700	10,000	-	-	-
DOD DIRECT	42,168	-	-	-	-	-
DOD GUARANTY	117,600	-	-	-	-	-
COLOMBIA - INTL NARC	1,996	-	-	-	-	-
PAYMENT WAIVED	1,996	-	-	-	-	-
COSTA RICA	5,000	-	-	-	-	-
DOD GUARANTY	5,000	-	-	-	-	-
DOMINICA	1,810	37	40	50	100	115
PAYMENT WAIVED	1,810	37	40	50	100	115
DOMINICAN REPUBLIC	27,474	300	-	-	100	225
PAYMENT WAIVED	3,776	300	-	-	100	225
DOD DIRECT	3,500	-	-	-	-	-
DOD GUARANTY	20,198	-	-	-	-	-

TOTALS MAY NOT ADD DUE TO ROUNDING

* LESS THAN \$500

FOREIGN MILITARY FINANCING PROGRAM (CONTINUED)

(DOLLARS IN THOUSANDS)

<u>FY 1999</u>	<u>FY 2000</u>	<u>FY 2001</u>	<u>FY 2002</u>	<u>FY 2003</u>	<u>FY 1950</u> <u>FY 2003</u>	
						WESTERN HEMISPHERE (CONTINUED)
75	55	135	130	-	3,672	BARBADOS
75	55	135	130	-	3,672	PAYMENT WAIVED
100	100	200	200	290	2,800	BELIZE
100	100	200	200	290	2,800	PAYMENT WAIVED
-	250	597	500	1,990	149,356	BOLIVIA
-	250	597	500	1,990	126,356	PAYMENT WAIVED
-	-	-	-	-	8,000	DOD DIRECT
-	-	-	-	-	15,000	DOD GUARANTY
-	-	-	-	-	1,000	BOLIVIA - INTL NARC
-	-	-	-	-	1,000	PAYMENT WAIVED
-	-	-	-	-	264,617	BRAZIL
-	-	-	-	-	111,303	DOD DIRECT
-	-	-	-	-	153,315	DOD GUARANTY
400	-	498	500	1,690	68,912	CHILE
400	-	498	500	1,690	3,388	PAYMENT WAIVED
-	-	-	-	-	61,490	DOD DIRECT
-	-	-	-	-	4,034	DOD GUARANTY
-	-	-	-	17,100	365,356	COLOMBIA
-	-	-	-	17,100	205,589	PAYMENT WAIVED
-	-	-	-	-	42,168	DOD DIRECT
-	-	-	-	-	117,600	DOD GUARANTY
-	-	-	-	-	1,996	COLOMBIA - INTL NARC
-	-	-	-	-	1,996	PAYMENT WAIVED
-	-	-	-	-	5,000	COSTA RICA
-	-	-	-	-	5,000	DOD GUARANTY
145	150	291	285	-	3,023	DOMINICA
145	150	291	285	-	3,023	PAYMENT WAIVED
370	400	649	350	300	30,168	DOMINICAN REPUBLIC
370	400	649	350	300	6,470	PAYMENT WAIVED
-	-	-	-	-	3,500	DOD DIRECT
-	-	-	-	-	20,198	DOD GUARANTY

TOTALS MAY NOT ADD DUE TO ROUNDING

* LESS THAN \$500

FOREIGN MILITARY FINANCING PROGRAM (CONTINUED)

(DOLLARS IN THOUSANDS)

	FY 1950 FY 1993	FY 1994	FY 1995	FY 1996	FY 1997	FY 1998
<u>WESTERN HEMISPHERE (CONTINUED)</u>						
ECUADOR	70,453	130	-	-	-	-
PAYMENT WAIVED	5,489	130	-	-	-	-
DOD DIRECT	8,466	-	-	-	-	-
DOD GUARANTY	56,498	-	-	-	-	-
ECUADOR - INTL NARC	485	-	-	-	-	-
PAYMENT WAIVED	485	-	-	-	-	-
EL SALVADOR	288,403	-	-	-	-	-
PAYMENT WAIVED	177,830 G/	-	-	-	-	-
DOD DIRECT	13,373	-	-	-	-	-
DOD GUARANTY	97,200	-	-	-	-	-
GRENADA	1,807	37	40	350	100	145
PAYMENT WAIVED	1,807	37	40	350	100	145
GUATEMALA	13,606	-	-	-	-	-
PAYMENT WAIVED	2,887	-	-	-	-	-
DOD DIRECT	9,327	-	-	-	-	-
DOD GUARANTY	1,391	-	-	-	-	-
GUYANA	-	180	-	75	-	100
PAYMENT WAIVED	-	180	-	75	-	100
HAITI	4,098	-	3,000	-	225	650
PAYMENT WAIVED	1,998	-	3,000	-	225	650
DOD GUARANTY	2,100	-	-	-	-	-
HONDURAS	109,810	-	-	-	-	-
PAYMENT WAIVED	57,380	-	-	-	-	-
DOD DIRECT	3,000	-	-	-	-	-
DOD GUARANTY	49,430	-	-	-	-	-
JAMAICA	7,486	300	299	600	415	450
PAYMENT WAIVED	4,899	300	299	600	415	450
DOD GUARANTY	2,587	-	-	-	-	-
MEXICO	4,298	-	-	-	-	-
DOD DIRECT	4,298	-	-	-	-	-
NICARAGUA	8,000	-	-	-	-	-
PAYMENT WAIVED	-	-	-	-	-	-
DOD GUARANTY	8,000	-	-	-	-	-

TOTALS MAY NOT ADD DUE TO ROUNDING

* LESS THAN \$500

FOREIGN MILITARY FINANCING PROGRAM (CONTINUED)

(DOLLARS IN THOUSANDS)

<u>FY 1999</u>	<u>FY 2000</u>	<u>FY 2001</u>	<u>FY 2002</u>	<u>FY 2003</u>	<u>FY 1950</u> <u>FY 2003</u>	
						<u>WESTERN HEMISPHERE (CONTINUED)</u>
-	-	-	3,000	990	74,573	ECUADOR
-	-	-	3,000	990	9,609	PAYMENT WAIVED
-	-	-	-	-	8,466	DOD DIRECT
-	-	-	-	-	56,498	DOD GUARANTY
-	-	-	-	-	485	ECUADOR - INTL NARC
-	-	-	-	-	485	PAYMENT WAIVED
-	-	-	1,000	2,480	291,883	EL SALVADOR
-	-	-	1,000	2,480	181,310	PAYMENT WAIVED
-	-	-	-	-	13,373	DOD DIRECT
-	-	-	-	-	97,200	DOD GUARANTY
190	165	225	210	222	3,491	GRENADA
190	165	225	210	222	3,491	PAYMENT WAIVED
-	-	-	-	-	13,606	GUATEMALA
-	-	-	-	-	2,887	PAYMENT WAIVED
-	-	-	-	-	9,327	DOD DIRECT
-	-	-	-	-	1,391	DOD GUARANTY
100	100	124	200	390	1,269	GUYANA
100	100	124	200	390	1,269	PAYMENT WAIVED
300	300	-	300	390	9,263	HAITI
300	300	-	300	390	7,163	PAYMENT WAIVED
-	-	-	-	-	2,100	DOD GUARANTY
-	-	-	-	168	109,978	HONDURAS
-	-	-	-	168	57,548	PAYMENT WAIVED
-	-	-	-	-	3,000	DOD DIRECT
-	-	-	-	-	49,430	DOD GUARANTY
475	500	584	600	690	12,399	JAMAICA
475	500	584	600	690	9,812	PAYMENT WAIVED
-	-	-	-	-	2,587	DOD GUARANTY
-	-	-	-	-	4,298	MEXICO
-	-	-	-	-	4,298	DOD DIRECT
-	-	-	500	1,000	9,500	NICARAGUA
-	-	-	500	1,000	1,500	PAYMENT WAIVED
-	-	-	-	-	8,000	DOD GUARANTY

TOTALS MAY NOT ADD DUE TO ROUNDING

* LESS THAN \$500

FOREIGN MILITARY FINANCING PROGRAM (CONTINUED)

(DOLLARS IN THOUSANDS)

	FY 1950 FY 1993	FY 1994	FY 1995	FY 1996	FY 1997	FY 1998
<u>WESTERN HEMISPHERE (CONTINUED)</u>						
PANAMA	22,328	-	-	-	-	-
PAYMENT WAIVED	-	-	-	-	-	-
DOD DIRECT	3,828	-	-	-	-	-
DOD GUARANTY	18,500	-	-	-	-	-
PARAGUAY	957	-	-	-	-	-
PAYMENT WAIVED	250	-	-	-	-	-
DOD DIRECT	318	-	-	-	-	-
DOD GUARANTY	389	-	-	-	-	-
PERU	131,540	-	-	-	-	-
PAYMENT WAIVED	-	-	-	-	-	-
DOD DIRECT	28,978	-	-	-	-	-
DOD GUARANTY	102,562	-	-	-	-	-
PERU - INTL NARC	6,879 B/	-	-	-	-	-
PAYMENT WAIVED	6,879	-	-	-	-	-
ST KITTS AND NEVIS	1,690	37	40	50	100	130
PAYMENT WAIVED	1,690	37	40	50	100	130
ST LUCIA	2,110	168	40	50	100	160
PAYMENT WAIVED	2,110	168	40	50	100	160
ST VINCENT + GREN.	1,580	37	40	50	100	110
PAYMENT WAIVED	1,580	37	40	50	100	110
SURINAME	-	-	-	75	-	-
PAYMENT WAIVED	-	-	-	75	-	-
TRINIDAD + TOBAGO	2,200	100	95	300	285	290
PAYMENT WAIVED	2,200	100	95	300	285	290
URUGUAY	18,349	-	-	-	-	800
PAYMENT WAIVED	-	-	-	-	-	800
DOD DIRECT	8,349	-	-	-	-	-
DOD GUARANTY	10,000	-	-	-	-	-
VENEZUELA	124,551	-	-	-	-	-
DOD DIRECT	95,751	-	-	-	-	-
DOD GUARANTY	28,800	-	-	-	-	-

TOTALS MAY NOT ADD DUE TO ROUNDING

* LESS THAN \$500

FOREIGN MILITARY FINANCING PROGRAM (CONTINUED)

(DOLLARS IN THOUSANDS)

<u>FY 1999</u>	<u>FY 2000</u>	<u>FY 2001</u>	<u>FY 2002</u>	<u>FY 2003</u>	<u>FY 1950</u> <u>FY 2003</u>	
						<u>WESTERN HEMISPHERE (CONTINUED)</u>
590	-	-	-	990	23,908	PANAMA
590	-	-	-	990	1,580	PAYMENT WAIVED
-	-	-	-	-	3,828	DOD DIRECT
-	-	-	-	-	18,500	DOD GUARANTY
-	-	597	-	-	1,554	PARAGUAY
-	-	597	-	-	847	PAYMENT WAIVED
-	-	-	-	-	318	DOD DIRECT
-	-	-	-	-	389	DOD GUARANTY
-	-	-	-	990	132,530	PERU
-	-	-	-	990	990	PAYMENT WAIVED
-	-	-	-	-	28,978	DOD DIRECT
-	-	-	-	-	102,562	DOD GUARANTY
-	-	-	-	-	6,879	PERU - INTL NARC
-	-	-	-	-	6,879	PAYMENT WAIVED
155	125	260	260	271	3,118	ST KITTS AND NEVIS
155	125	260	260	271	3,118	PAYMENT WAIVED
195	165	275	275	289	3,827	ST LUCIA
195	165	275	275	289	3,827	PAYMENT WAIVED
130	125	170	170	-	2,512	ST VINCENT + GREN.
130	125	170	170	-	2,512	PAYMENT WAIVED
-	-	-	150	240	465	SURINAME
-	-	-	150	240	465	PAYMENT WAIVED
225	250	300	300	390	4,735	TRINIDAD + TOBAGO
225	250	300	300	390	4,735	PAYMENT WAIVED
800	300	-	1,000	1,490	22,739	URUGUAY
800	300	-	1,000	1,490	4,390	PAYMENT WAIVED
-	-	-	-	-	8,349	DOD DIRECT
-	-	-	-	-	10,000	DOD GUARANTY
-	-	-	-	-	124,551	VENEZUELA
-	-	-	-	-	95,751	DOD DIRECT
-	-	-	-	-	28,800	DOD GUARANTY

TOTALS MAY NOT ADD DUE TO ROUNDING

* LESS THAN \$500

FOREIGN MILITARY FINANCING PROGRAM (CONTINUED)

(DOLLARS IN THOUSANDS)

	<u>FY 1950</u> <u>FY 1993</u>	<u>FY 1994</u>	<u>FY 1995</u>	<u>FY 1996</u>	<u>FY 1997</u>	<u>FY 1998</u>
<u>NON REGIONAL</u>	<u>111,235</u>	<u>23,491</u>	<u>22,145</u>	<u>23,250</u>	<u>23,183</u>	<u>-</u>
PAYMENT WAIVED	111,035	23,491	22,145	23,250	23,183	-
DOD DIRECT	200	-	-	-	-	-
 FMF ADMIN COSTS	 111,235	 23,491	 22,145	 23,250	 23,183	 -
PAYMENT WAIVED	111,035	23,491	22,145	23,250	23,183	-
DOD DIRECT	200	-	-	-	-	-
 <u>INTERNATL. ORG. AND VARIOUS</u>	 <u>24,602</u>	 <u>850</u>	 <u>2,370</u>	 <u>1,400</u>	 <u>-</u>	 <u>-</u>
PAYMENT WAIVED	1,492	850	2,370	1,400	-	-
DOD DIRECT	23,110	-	-	-	-	-

TOTALS MAY NOT ADD DUE TO ROUNDING

* LESS THAN \$500

AS OF 30 SEP 03

FOREIGN MILITARY FINANCING PROGRAM (CONTINUED)

(DOLLARS IN THOUSANDS)

<u>FY 1999</u>	<u>FY 2000</u>	<u>FY 2001</u>	<u>FY 2002</u>	<u>FY 2003</u>	<u>FY 1950</u> <u>FY 2003</u>	
-	-	-	-	-	203,304	<u>NON REGIONAL</u>
-	-	-	-	-	203,104	PAYMENT WAIVED
-	-	-	-	-	200	DOD DIRECT
-	-	-	-	-	203,304	FMF ADMIN COSTS
-	-	-	-	-	203,104	PAYMENT WAIVED
-	-	-	-	-	200	DOD DIRECT
-	-	100	-	-	29,322	<u>INTERNATL. ORG. AND VARIOUS</u>
-	-	100	-	-	6,212	PAYMENT WAIVED
-	-	-	-	-	23,110	DOD DIRECT

TOTALS MAY NOT ADD DUE TO ROUNDING

* LESS THAN \$500

FOREIGN MILITARY FINANCING PROGRAM (CONTINUED)

A/ P.L. 101-513, SECTION 515(B), DATED NOVEMBER 5, 1990, DEOBLIGATED/REOBLIGATED FOREIGN MILITARY FINANCING GRANT AND DIRECT LOAN FUNDS AS FOLLOWS: SUDAN \$3,022,790.00 IN FY 1982; MALAWI \$700 THOUSAND IN FY 1990, FOR A TOTAL OF \$3,722,790.00 IN GRANT DEOBLIGATIONS. THESE GRANT FUNDS WERE REOBLIGATED IN FY 1991 TO THE FOLLOWING COUNTRIES: NIGER \$1,022,790.00; SENEGAL \$2.0 MILLION; SIERRA LEONE \$700 THOUSAND. DIRECT LOANS WERE DEOBLIGATED AS FOLLOWS: MALAYSIA \$4.0 MILLION IN FY 1985, \$1.484 MILLION IN FY 1986; PHILIPPINES \$15.0 MILLION IN FY 1985, \$14.355 MILLION IN FY 1986; TUNISIA \$15.161 MILLION IN FY 1986, FOR A TOTAL OF \$50.0 MILLION. THESE DIRECT LOAN FUNDS WERE REOBLIGATED TO TURKEY IN FY 1991.

B/ P.L. 102-391, DATED OCTOBER 6, 1992, RESCINDED A TOTAL OF \$45.75 MILLION OF FOREIGN MILITARY FINANCING AND MAP MERGER FUNDS. FOREIGN MILITARY FINANCING GRANT FUNDS WERE RESCINDED IN FY 1991 AS FOLLOWS: EQUATORIAL GUINEA \$390 THOUSAND; MALAWI \$2.2 MILLION; PERU INTL NARC \$11,538,261.23; PHILIPPINES \$11,457,429.85, FOR A TOTAL OF \$25.585 MILLION.

C/ EXCLUDES \$50 MILLION FOR ISRAEL ANTI-TERRORISM AND \$6.5 MILLION FOR DEMINING TRANSFERRED FROM THE NONPROLIFERATION, ANTI-TERRORISM, DEMINING AND RELATED PROGRAMS APPROPRIATION TO THE FOREIGN MILITARY FINANCING APPROPRIATION PURSUANT TO THE FY 1997 FOREIGN ASSISTANCE APPROPRIATIONS ACT, P.L.104-208. EXCLUDES \$2.4 MILLION FOR DEMINING TRANSFERRED FROM THE NONPROLIFERATION, ANTI-TERRORISM, DEMINING AND RELATED PROGRAMS APPROPRIATION TO THE FOREIGN MILITARY FINANCING APPROPRIATIONS PURSUANT TO THE FY 1998 FOREIGN ASSISTANCE APPROPRIATIONS ACT, P.L.105-118.

D/ IN FY 1994, P.L. 103-211 RESCINDED \$91,721 THOUSAND OF FOREIGN MILITARY FINANCING AND MAP MERGER FUNDS INVOLVING 29 COUNTRIES AND INTERNATIONAL ORGANIZATIONS AS FOLLOWS: FOREIGN MILITARY FINANCING FUNDS OF \$90,282 THOUSAND AND MAP MERGER FUNDS OF \$439 THOUSAND. SECDEF MESSAGE DTG 261745Z APRIL 1994, SUBJECT: FY 1994 FOREIGN MILITARY FINANCING (FMF) RESCISSION, PROVIDES DETAILS REGARDING COUNTRIES AND FISCAL YEARS AFFECTED BY THIS RESCISSION.

E/ INCLUDES \$1.5 BILLION FOR EGYPT AND \$2.2 BILLION FOR ISRAEL AUTHORIZED BY P.L. 36-38 (SUPPLEMENTAL APPROPRIATIONS ACT, JULY 25, 1979).

F/ INCLUDES \$500.0 MILLION AUTHORIZED BY P.L. 91-441 AND APPROPRIATED BY P.L. 91-665 (SUPPLEMENTAL APPROPRIATIONS ACT, JANUARY 8, 1971) AND \$2,182,664 THOUSAND PURSUANT TO P.L. 93-199 (EMERGENCY SECURITY ASSISTANCE ACT, DECEMBER 26, 1973).

G/ EXCLUDES \$13.0 MILLION OF FY 1991 GRANTS ORIGINALLY ALLOCATED TO EL SALVADOR WHICH WERE TRANSFERRED TO THE FUND FOR CEASE-FIRE MONITORING, DEMOBILIZATION, AND TRANSITION TO PEACE PURSUANT TO SECTION 531(F) OF P.L. 101-513.

TOTALS MAY NOT ADD DUE TO ROUNDING

* LESS THAN \$500

PAGE INTENTIONALLY LEFT BLANK

COMMERCIAL EXPORTS LICENSED UNDER ARMS EXPORT CONTROL ACT

(DOLLARS IN THOUSANDS)

	FY 1950 FY 1993	FY 1994	FY 1995	FY 1996	FY 1997	FY 1998
<u>WORLDWIDE</u>	<u>65,165,644</u>	<u>3,339,128</u>	<u>3,172,772</u>	<u>1,562,704</u>	<u>1,818,273</u>	<u>2,044,935</u>
<u>EAST ASIA AND PACIFIC</u>	<u>19,945,691</u>	<u>814,704</u>	<u>1,054,284</u>	<u>597,902</u>	<u>718,846</u>	<u>618,427</u>
AUSTRALIA	2,386,178	28,842	60,539	56,702	61,484	71,076
BRUNEI	18,021	21	20,325	1,007	20,906	21,369
CAMBODIA	5	-	-	-	39	-
CANTON & ENDERBURY I	6	-	-	-	-	-
CHINA	186,255	66	200	204	111	389
FIJI	906	679	10	11	-	-
FRENCH POLYNESIA(FR)	672	1	11,031	4	1	-
HONG KONG	216,069	771	1,018	1,525	284	1,388
INDONESIA	249,668	9,335	8,185	10,883	4,442	4,349
JAPAN	9,266,136	379,550	744,937	373,423	249,298	249,498
KIRIBATI (GILBERT IS)	3,396	-	-	-	-	-
KOREA (SEOUL)	2,988,024	88,724	61,574	85,356	47,079	60,105
LAOS	4	-	-	-	-	-
MACAU	527	178	54	20	49	30
MALAYSIA	539,306	6,311	11,813	8,644	34,790	2,900
MYANMAR	19,472	-	-	-	-	-
NAURU	236	-	-	-	-	-
NEW CALEDONIA (FR)	3,391	33	11	20	8	16
NEW ZEALAND	242,220	2,070	4,627	4,688	7,525	6,766
NIUE	107	-	-	-	-	-
NORFOLK ISLAND (AUST)	*	-	-	-	-	-
PAPUA NEW GUINEA	2,667	14	-	204	1	76
PITCAIRN (UK)	*	-	-	-	-	-
REP OF PHILIPPINES	135,918	1,329	1,706	2,308	559	1,583
SINGAPORE	926,615	14,880	40,038	10,889	12,215	3,087
SOLOMON ISLANDS	135	-	169	-	74	74
TAIWAN	2,159,727	261,869	27,760	20,392	261,136	173,055
THAILAND	599,870	20,027	60,277	21,574	18,846	22,666
TOKELAU	18	-	-	-	-	-
TONGA	48	-	-	46	-	-
TUVALU	9	-	-	-	-	-
VANUATU	15	-	-	-	-	-
VIETNAM	66	4	10	-	*	-
WESTERN SAMOA	4	-	-	-	-	-
<u>NEAR EAST AND SOUTH ASIA</u>	<u>11,798,538</u>	<u>193,661</u>	<u>111,912</u>	<u>86,287</u>	<u>42,263</u>	<u>39,400</u>
AFGHANISTAN	597	-	-	-	-	-
ALGERIA	101,492	2,774	9,055	20	37	375
BAHRAIN	24,433	1,370	1,853	616	98	122
BANGLADESH	16,970	196	224	224	342	3,256
BHUTAN	240	-	-	-	-	-
BR INDIAN OCEAN TERR	353	-	-	-	-	-
EGYPT	1,002,259	9,610	10,264	3,523	5,009	2,395

TOTALS MAY NOT ADD DUE TO ROUNDING

* LESS THAN \$500

COMMERCIAL EXPORTS LICENSED UNDER ARMS EXPORT CONTROL ACT

(DOLLARS IN THOUSANDS)

<u>FY 1999</u>	<u>FY 2000</u>	<u>FY 2001</u>	<u>FY 2002</u>	<u>FY 2003</u>	<u>FY 1950</u> <u>FY 2003</u>	
654,253	477,639	821,151	340,931	2,727,494	82,124,925	WORLDWIDE
186,535	106,931	143,171	190,817	1,066,701	25,444,008	EAST ASIA AND PACIFIC
18,650	10,923	21,655	3,429	95,396	2,814,874	AUSTRALIA
337	45	2	-	98	82,131	BRUNEI
-	-	-	-	-	44	CAMBODIA
-	-	-	-	-	6	CANTON & ENDERBURY I
-	-	-	-	-	187,226	CHINA
-	-	-	-	-	1,606	FIJI
-	-	-	-	-	11,710	FRENCH POLYNESIA(FR)
1,103	393	783	384	481	224,199	HONG KONG
630	-	63	20	1,642	289,217	INDONESIA
118,542	64,663	66,715	29,788	902,108	12,444,658	JAPAN
-	-	-	-	-	3,396	KIRIBATI (GILBERT IS)
10,711	10,946	15,476	18,024	27,781	3,413,800	KOREA (SEOUL)
-	-	-	-	-	4	LAOS
74	2	-	-	85	1,018	MACAU
2,811	349	1,201	764	3,781	612,670	MALAYSIA
-	-	-	-	-	19,472	MYANMAR
-	2	-	-	-	238	NAURU
2	29	-	-	108	3,618	NEW CALEDONIA (FR)
2,130	284	308	45	9,747	280,410	NEW ZEALAND
-	-	-	-	-	107	NIUE
-	-	-	-	-	*	NORFOLK ISLAND(AUST)
58	28	-	-	-	3,049	PAPUA NEW GUINEA
-	-	-	-	-	*	PITCAIRN (UK)
815	867	53	292	555	145,986	REP OF PHILIPPINES
10,873	2,172	4,285	1,394	7,269	1,033,716	SINGAPORE
-	-	-	-	-	452	SOLOMON ISLANDS
15,500	15,392	29,127	134,864	9,788	3,108,610	TAIWAN
4,299	836	3,503	1,813	7,700	761,410	THAILAND
-	-	-	-	-	18	TOKELAU
-	-	-	-	162	256	TONGA
-	-	-	-	-	9	TUVALU
-	-	-	-	-	15	VANUATU
-	-	-	-	-	80	VIETNAM
-	-	-	-	-	4	WESTERN SAMOA
20,096	35,321	15,592	6,460	108,498	12,458,028	NEAR EAST AND SOUTH ASIA
-	-	-	-	12	609	AFGHANISTAN
-	-	368	-	119	114,240	ALGERIA
152	22	342	11	246	29,265	BAHRAIN
181	95	285	-	512	22,286	BANGLADESH
-	-	-	-	5	245	BHUTAN
-	-	-	-	-	353	BR INDIAN OCEAN TERR
623	3,796	923	42	15,061	1,053,506	EGYPT

TOTALS MAY NOT ADD DUE TO ROUNDING

* LESS THAN \$500

COMMERCIAL EXPORTS LICENSED UNDER ARMS EXPORT CONTROL ACT (CONTINUED)

(DOLLARS IN THOUSANDS)

	FY 1950 FY 1993	FY 1994	FY 1995	FY 1996	FY 1997	FY 1998
<u>NEAR EAST AND SOUTH ASIA (CONTINUED)</u>						
INDIA	374,011	97,367	-	-	-	-
IRAN	670,767	-	-	-	-	-
IRAQ	4,624	-	-	-	-	-
ISRAEL	6,269,098	33,968	34,706	13,098	12,819	11,508
JORDAN	345,587	1,010	1,911	3,972	873	330
KUWAIT	88,194	1,362	7,736	3,730	287	4,305
LEBANON	20,034	808	548	322	808	778
LIBYA	31,318	-	-	-	-	-
MALDIVES	607	40	12	-	-	43
MOROCCO	147,012	8,580	1,790	173	354	1,617
NEPAL	148	98	58	37	1,139	20
OMAN	44,445	1,272	1,575	963	236	199
PAKISTAN	390,195	1,781	6,286	4,224	2,223	346
QATAR	20,470	1,531	973	596	306	323
SAUDI ARABIA	1,947,079	7,746	27,110	48,367	12,121	11,714
SRI LANKA	7,903	249	694	1,010	659	294
SYRIA	1,529	-	-	-	-	-
TUNISIA	110,220	142	599	423	733	184
UNITED ARAB EMIRATES	-	-	-	-	-	1,591
UNITED ARAB EMIRATES	177,613	22,919	6,344	4,991	3,524	-
YEMEN	1,337	838	171	-	693	-
<u>EUROPE</u>	<u>22,431,268</u>	<u>757,528</u>	<u>558,141</u>	<u>432,006</u>	<u>358,593</u>	<u>919,413</u>
ALBANIA	279	-	1	-	-	-
ANDORRA	178	-	5	-	-	1
AUSTRIA	101,400	2,749	2,852	2,748	1,148	2,606
AZERBAIJAN	-	-	-	38	-	-
BELGIUM	1,307,308	10,466	6,330	16,607	13,652	9,118
BOSNIA-HERZEGOVINA	-	-	-	45	-	-
BULGARIA	522	9	3	5	-	15
CROATIA	-	-	1	103	59	-
CYPRUS	3,434	309	404	149	68	2
CZECH REPUBLIC	85	849	546	230	258	76
CZECHOSLOVAKIA	427	-	-	-	-	-
DENMARK	350,282	25,716	2,054	26,120	4,216	3,991
ESTONIA	-	165	333	19	-	*
FAEROE ISLANDS	3	-	-	-	-	-
FINLAND	96,425	99,569	931	2,736	1,307	139,408
FRANCE	1,379,009	96,634	98,099	119,738	8,179	18,646
GEORGIA	-	-	-	66	66	-
GERMANY	3,944,587	238,993	36,386	38,662	28,820	41,403
GIBRALTAR (UK)	96	-	-	-	-	-
GREECE	1,765,021	4,152	16,159	3,667	2,450	13,626
HUNGARY	1,590	94	83	29	6	30

TOTALS MAY NOT ADD DUE TO ROUNDING

* LESS THAN \$500

COMMERCIAL EXPORTS LICENSED UNDER ARMS EXPORT CONTROL ACT (CONTINUED)

(DOLLARS IN THOUSANDS)

<u>FY 1999</u>	<u>FY 2000</u>	<u>FY 2001</u>	<u>FY 2002</u>	<u>FY 2003</u>	<u>FY 1950</u> <u>FY 2003</u>	
-	-	-	-	5,651	477,029	INDIA
-	-	-	-	-	670,767	IRAN
-	-	-	-	-	4,624	IRAQ
4,228	26,287	4,019	1,427	16,455	6,427,614	ISRAEL
169	64	53	24	707	354,701	JORDAN
3,937	25	82	68	9,360	119,086	KUWAIT
62	127	95	-	144	23,726	LEBANON
-	-	-	-	-	31,318	LIBYA
-	-	-	-	-	702	MALDIVES
14	20	556	180	1,442	161,738	MOROCCO
11	73	-	-	6	1,591	NEPAL
665	37	176	2	839	50,409	OMAN
-	-	-	-	590	405,644	PAKISTAN
682	1,795	-	-	219	26,895	QATAR
7,581	1,909	1,028	530	36,150	2,101,334	SAUDI ARABIA
150	-	3,467	6	110	14,542	SRI LANKA
-	-	-	-	-	1,529	SYRIA
242	136	590	190	290	113,749	TUNISIA
1,399	935	3,608	3,979	20,535	32,047	UNITED ARAB EMIRATES
-	-	-	-	-	215,391	UNITED ARAB EMIRATES
-	-	-	1	45	3,085	YEMEN
<u>192,081</u>	<u>168,621</u>	<u>144,180</u>	<u>94,980</u>	<u>784,006</u>	<u>26,840,817</u>	EUROPE
-	-	-	-	-	280	ALBANIA
-	12	-	-	-	196	ANDORRA
786	539	548	57	312	115,745	AUSTRIA
-	-	-	-	-	38	AZERBAIJAN
5,766	4,188	3,683	19	20,180	1,397,317	BELGIUM
-	-	-	-	-	45	BOSNIA-HERZEGOVINA
721	523	-	-	128	1,927	BULGARIA
751	-	-	-	112	1,025	CROATIA
13	-	-	-	8	4,387	CYPRUS
37,571	23,300	32,058	11,052	887	106,911	CZECH REPUBLIC
-	-	-	-	-	427	CZECHOSLOVAKIA
1,215	522	585	50	7,044	421,795	DENMARK
-	-	-	3	47	568	ESTONIA
-	-	1	-	-	4	FAEROE ISLANDS
16,203	469	1,802	60	3,333	362,243	FINLAND
6,874	6,330	7,319	12,597	18,948	1,772,373	FRANCE
-	625	-	-	-	757	GEORGIA
12,032	7,728	8,777	17,543	41,015	4,415,946	GERMANY
-	-	-	-	-	96	GIBRALTAR (UK)
32,044	2,647	1,511	56	8,453	1,849,786	GREECE
39	4	-	-	119	1,994	HUNGARY

TOTALS MAY NOT ADD DUE TO ROUNDING

* LESS THAN \$500

COMMERCIAL EXPORTS LICENSED UNDER ARMS EXPORT CONTROL ACT (CONTINUED)

(DOLLARS IN THOUSANDS)

	FY 1950 FY 1993	FY 1994	FY 1995	FY 1996	FY 1997	FY 1998
EUROPE (CONTINUED)						
ICELAND	1,237	21	5	17	12	8
IRELAND	8,353	687	471	3,288	62	209
ITALY	2,662,028	53,196	37,566	33,923	16,797	20,799
KAZAKHSTAN	-	3	55	6,559	51	-
LATVIA	-	-	6	2	-	-
LIECHTENSTEIN	125	2	-	-	-	-
LITHUANIA	-	*	-	5	-	-
LUXEMBOURG	108,440	111	338	1,388	475	611
MACEDONIA (FYROM)	-	-	-	16	-	-
MALTA	293	5	61	-	-	1
MOLDOVA	-	-	13	2	-	-
MONACO	332	-	8	2	17	4
NETHERLANDS	1,219,439	5,730	6,148	9,992	17,377	10,144
NORWAY	689,613	42,625	9,980	5,803	11,415	3,716
POLAND	912	661	100	914	195	195
PORTUGAL	175,928	1,897	2,491	6,720	970	1,509
ROMANIA	5,152	11	30	654	18,522	49
RUSSIA	92	526	7,079	2,132	285	12
SAN MARINO	6	-	-	-	-	-
SLOVAKIA	295	30	117	230	98	-
SLOVENIA	-	141	-	8	150	5
SPAIN	1,020,937	19,695	36,328	14,961	15,175	16,529
SVALBARD & JAN MAYEN	3,543	-	-	-	-	-
SWEDEN	799,083	14,109	5,571	20,687	12,399	15,177
SWITZERLAND	911,987	10,219	3,688	5,976	2,018	3,737
TURKEY	1,060,686	14,824	176,764	71,705	107,113	567,150
TURKMENISTAN	-	*	-	*	-	-
UKRAINE	-	6	35	9	5	-
UNION OF SOV SOC REP	21	-	-	-	-	-
UNITED KINGDOM	4,677,564	113,322	107,095	36,049	95,222	50,636
UZBEKISTAN	-	-	4	-	6	-
YUGOSLAVIA	134,557	-	-	-	-	-
AFRICA						
ANGOLA	319,312	525	3,645	7,264	5,030	1,819
BENIN	90	19	10	-	12	1
BOTSWANA	35	-	-	1	-	-
BURKINA FASO	33,231	1	27	175	78	650
BURUNDI	1,093	-	-	-	2	1
CAMEROON	562	-	38	9	-	-
CAPE VERDE	17,733	*	18	5	-	18
CENTRAL AFRICAN REP	1	-	-	-	-	-
CHAD	96	-	-	-	-	-
COMOROS	25,283	-	-	-	-	-
	17	-	-	-	-	-

TOTALS MAY NOT ADD DUE TO ROUNDING

* LESS THAN \$500

COMMERCIAL EXPORTS LICENSED UNDER ARMS EXPORT CONTROL ACT (CONTINUED)

(DOLLARS IN THOUSANDS)

<u>FY 1999</u>	<u>FY 2000</u>	<u>FY 2001</u>	<u>FY 2002</u>	<u>FY 2003</u>	<u>FY 1950</u> <u>FY 2003</u>	
						<u>EUROPE (CONTINUED)</u>
5	1	1	-	7	1,315	ICELAND
394	212	217	-	584	14,477	IRELAND
6,346	5,627	10,131	3,682	532,665	3,382,760	ITALY
-	-	-	-	-	6,668	KAZAKHSTAN
-	-	-	-	25	33	LATVIA
-	-	120	-	-	247	LIECHTENSTEIN
-	-	-	-	-	6	LITHUANIA
297	292	293	-	563	112,808	LUXEMBOURG
-	46	120	-	495	677	MACEDONIA (FYROM)
-	-	-	-	16	377	MALTA
-	-	-	-	-	15	MOLDOVA
2	-	-	-	5	370	MONACO
4,703	3,085	5,252	3,885	8,580	1,294,336	NETHERLANDS
1,841	897	1,954	868	3,671	772,383	NORWAY
546	921	358	32	1,336	6,171	POLAND
819	11,912	1,711	374	745	205,077	PORTUGAL
189	169	8	143	147	25,074	ROMANIA
34	-	51	-	1,623	11,835	RUSSIA
-	-	-	-	-	6	SAN MARINO
-	-	47	-	-	818	SLOVAKIA
797	-	-	-	1,086	2,187	SLOVENIA
4,299	4,443	6,040	1,131	35,193	1,174,730	SPAIN
-	-	-	-	-	3,543	SVALBARD & JAN MAYEN
12,657	21,625	5,610	6,249	10,220	923,386	SWEDEN
2,352	1,282	1,647	1,047	1,834	945,786	SWITZERLAND
7,751	36,464	27,196	17,227	25,165	2,112,045	TURKEY
-	625	-	-	-	625	TURKMENISTAN
-	-	-	-	-	55	UKRAINE
-	-	-	-	-	21	UNION OF SOV SOC REP
35,034	34,133	27,140	18,905	59,460	5,254,561	UNITED KINGDOM
-	-	-	-	-	10	UZBEKISTAN
-	-	-	-	-	134,557	YUGOSLAVIA
242	921	2,223	823	3,887	345,691	<u>AFRICA</u>
-	-	-	-	301	434	ANGOLA
-	-	-	-	-	35	BENIN
10	226	429	785	468	36,080	BOTSWANA
-	-	-	-	-	1,096	BURKINA FASO
-	-	-	-	-	610	BURUNDI
1	-	-	-	-	17,775	CAMEROON
-	-	-	-	-	1	CAPE VERDE
-	-	-	-	-	96	CENTRAL AFRICAN REP
-	-	-	-	-	25,283	CHAD
-	-	-	-	-	17	COMOROS

TOTALS MAY NOT ADD DUE TO ROUNDING

* LESS THAN \$500

COMMERCIAL EXPORTS LICENSED UNDER ARMS EXPORT CONTROL ACT (CONTINUED)

(DOLLARS IN THOUSANDS)

	FY 1950 FY 1993	FY 1994	FY 1995	FY 1996	FY 1997	FY 1998
<u>AFRICA (CONTINUED)</u>						
CONGO (BRAZZAVILLE)	124	29	3	-	-	-
CONGO (KINSHASA)	6,613	-	-	-	-	-
DJIBOUTI	4,199	-	-	-	-	-
EQUATORIAL GUINEA	*	-	-	-	-	-
ERITREA	-	-	341	-	7	7
ETHIOPIA	3,856	156	92	-	10	-
GABON	5,428	3	1	12	9	-
GAMBIA	387	-	16	-	-	-
GHANA	1,027	-	6	-	3,284	1
GUINEA	709	-	-	-	-	-
GUINEA-BISSAU	33	-	-	-	-	-
IVORY COAST	1,422	8	7	16	13	-
KENYA	21,175	23	419	19	128	68
LESOTHO	33	-	-	-	-	-
LIBERIA	2,559	-	-	-	-	-
MADAGASCAR	809	*	-	-	-	-
MALAWI	11	-	-	-	-	*
MALI	37	-	1	-	-	-
MAURITANIA	705	-	-	85	-	-
MAURITIUS	588	4	225	7	2	-
MOZAMBIQUE	1,274	-	-	-	-	-
NAMIBIA	1,634	16	38	6	194	22
NIGER	3,925	2	1	1	1	1
NIGERIA	116,699	14	25	3,318	*	-
REUNION (FR)	109	-	-	-	-	-
RWANDA	10	-	-	-	-	-
SENEGAL	873	27	-	-	14	4
SEYCHELLES	42	-	-	-	-	-
SIERRA LEONE	82	-	-	-	-	-
SOMALIA	2,163	-	-	-	-	-
SOUTH AFRICA	26,937	132	1,209	1,863	1,161	915
ST HELENA (UK)	1	-	-	-	-	-
SUDAN	15,859	-	-	-	-	-
SWAZILAND	126	-	-	-	-	-
TANZANIA	3,733	2	2	3	69	58
TOGO	1,680	-	-	50	-	-
UGANDA	10,688	18	1	63	-	-
WESTERN SAHARA	21	-	-	-	-	-
ZAMBIA	3,132	16	1,093	1,595	3	*
ZIMBABWE	2,466	52	71	36	45	72
<u>WESTERN HEMISPHERE</u>	<u>4,505,897</u>	<u>235,653</u>	<u>490,612</u>	<u>161,467</u>	<u>56,334</u>	<u>71,411</u>
ANGUILLA	211	-	-	-	-	-
ANTIGUA & BARBUDA	81	-	1	1	-	8

TOTALS MAY NOT ADD DUE TO ROUNDING

* LESS THAN \$500

COMMERCIAL EXPORTS LICENSED UNDER ARMS EXPORT CONTROL ACT (CONTINUED)

(DOLLARS IN THOUSANDS)

<u>FY 1999</u>	<u>FY 2000</u>	<u>FY 2001</u>	<u>FY 2002</u>	<u>FY 2003</u>	<u>FY 1950</u> <u>FY 2003</u>	
						<u>AFRICA (CONTINUED)</u>
-	-	-	-	-	156	CONGO (BRAZZAVILLE)
-	-	-	-	-	6,613	CONGO (KINSHASA)
-	-	-	-	102	4,301	DJIBOUTI
-	-	-	-	-	*	EQUATORIAL GUINEA
-	-	-	-	2	358	ERITREA
-	-	-	-	28	4,143	ETHIOPIA
-	-	280	8	-	5,741	GABON
-	-	-	-	-	403	GAMBIA
-	-	-	-	95	4,413	GHANA
-	-	-	-	-	709	GUINEA
-	-	-	-	-	33	GUINEA-BISSAU
-	-	-	-	346	1,811	IVORY COAST
5	300	20	-	11	22,169	KENYA
-	-	-	-	-	33	LESOTHO
-	-	-	-	-	2,559	LIBERIA
-	-	-	-	-	809	MADAGASCAR
-	-	-	-	-	11	MALAWI
-	-	-	-	-	38	MALI
-	-	-	-	23	813	MAURITANIA
-	4	-	-	191	1,022	MAURITIUS
-	-	-	-	-	1,274	MOZAMBIQUE
-	28	-	-	6	1,944	NAMIBIA
-	-	-	-	-	3,930	NIGER
-	2	58	8	1,502	121,627	NIGERIA
-	-	-	-	-	109	REUNION (FR)
-	-	-	-	25	35	RWANDA
-	-	-	-	-	918	SENEGAL
-	-	-	-	-	42	SEYCHELLES
-	-	-	-	-	82	SIERRA LEONE
-	-	-	-	-	2,163	SOMALIA
176	240	740	22	578	33,972	SOUTH AFRICA
-	-	-	-	-	1	ST HELENA (UK)
-	-	-	-	-	15,859	SUDAN
-	-	-	-	-	126	SWAZILAND
48	-	-	-	-	3,915	TANZANIA
-	-	-	-	-	1,729	TOGO
-	-	-	-	200	10,971	UGANDA
-	-	-	-	-	21	WESTERN SAHARA
-	-	696	-	9	6,544	ZAMBIA
2	121	-	-	-	2,865	ZIMBABWE
<u>58,980</u>	<u>43,921</u>	<u>293,357</u>	<u>22,399</u>	<u>324,702</u>	<u>6,264,734</u>	<u>WESTERN HEMISPHERE</u>
-	-	2	2	-	215	ANGUILLA
177	1	-	-	29	298	ANTIGUA & BARBUDA

TOTALS MAY NOT ADD DUE TO ROUNDING

* LESS THAN \$500

COMMERCIAL EXPORTS LICENSED UNDER ARMS EXPORT CONTROL ACT (CONTINUED)

(DOLLARS IN THOUSANDS)

	FY 1950 FY 1993	FY 1994	FY 1995	FY 1996	FY 1997	FY 1998
WESTERN HEMISPHERE (CONTINUED)						
ARGENTINA	184,353	19,219	1,888	2,169	2,743	1,312
ARUBA	7	5	5	11	-	15
BAHAMAS	5,097	17	-	25	2	1
BARBADOS	1,106	33	67	39	23	15
BELIZE	845	29	41	38	27	208
BERMUDA	2,817	83	22	10	7	-
BOLIVIA	10,703	113	8,535	1,098	130	684
BR VIRGIN ISLAND (UK)	364	3	-	1	4	-
BRAZIL	383,636	124,123	5,730	3,629	8,726	6,530
CANADA	1,827,311	15,719	884	211	1,201	1,551
CAYMAN ISLANDS (UK)	1,927	8	17	-	3	7
CHILE	20,536	1,404	2,446	1,365	1,513	3,333
COLOMBIA	117,918	2,341	8,943	6,623	11,809	42,699
COSTA RICA	13,206	379	610	332	226	326
DOMINICA	1,122	1	*	-	-	-
DOMINICAN REPUBLIC	10,772	1,952	95	72	104	206
ECUADOR	72,380	529	3,503	2,072	1,864	2,964
EL SALVADOR	12,870	1,944	641	2,498	666	132
FALKLAND ISLANDS (UK)	414	-	-	-	-	-
FRENCH GUIANA (FR)	826,467	6,424	2,295	110,983	15,418	1,550
GREENLAND (DEN)	43	-	27	-	14	-
GRENADA	89	*	-	-	10	*
GUADELOUPE (FR)	32	-	-	-	-	-
GUATEMALA	16,480	1,496	445,182	40	313	300
GUYANA	16,916	85	44	14	26	49
HAITI	2,760	-	489	87	55	12
HONDURAS	18,100	344	437	172	30	278
JAMAICA	5,161	455	124	65	81	47
MARTINIQUE (FR)	34	4	-	-	-	-
MEXICO	256,812	54,479	1,990	13,505	3,737	5,193
MONTSERRAT (UK)	17	-	-	3	-	-
NETH ANTILLES (NE)	2,926	48	*	18	40	114
NICARAGUA	4,558	1,255	-	11	78	1
PANAMA	55,706	354	455	37	2,208	265
PARAGUAY	29,893	55	233	11,367	28	111
PERU	140,960	203	2,643	1,345	128	39
ST KITTS AND NEVIS	15	1	1	5	3	3
ST LUCIA	50	5	8	4	13	6
ST PIERRE + MIQUELON	2	-	-	-	-	-
ST VINCENT + GREN.	13	-	105	1	2	*
SURINAME	465	1	61	94	6	2
TRINIDAD + TOBAGO	4,621	117	1,574	42	102	115
TURKS & CAICOS (UK)	62	3	*	-	-	1

TOTALS MAY NOT ADD DUE TO ROUNDING

* LESS THAN \$500

COMMERCIAL EXPORTS LICENSED UNDER ARMS EXPORT CONTROL ACT (CONTINUED)

(DOLLARS IN THOUSANDS)

<u>FY 1999</u>	<u>FY 2000</u>	<u>FY 2001</u>	<u>FY 2002</u>	<u>FY 2003</u>	<u>FY 1950</u> <u>FY 2003</u>	
						WESTERN HEMISPHERE (CONTINUED)
485	1,064	257,185	48	324	470,791	ARGENTINA
-	-	-	-	-	43	ARUBA
1,658	41	-	-	5	6,846	BAHAMAS
9	-	2	-	45	1,340	BARBADOS
-	25	-	41	79	1,333	BELIZE
-	-	-	-	1	2,941	BERMUDA
-	14	414	3	43	21,737	BOLIVIA
-	288	-	-	-	660	BR VIRGIN ISLAND (UK)
1,831	2,034	3,247	1,273	7,111	547,869	BRAZIL
1,758	25,016	17,489	7,895	154,212	2,053,247	CANADA
-	5	-	-	10	1,977	CAYMAN ISLANDS (UK)
2,096	2,405	1,472	1,175	2,408	40,153	CHILE
996	1,155	1,874	20	8,425	202,802	COLOMBIA
179	985	143	-	423	16,809	COSTA RICA
-	-	1	-	26	1,150	DOMINICA
68	348	102	-	776	14,496	DOMINICAN REPUBLIC
705	41	72	98	1,056	85,284	ECUADOR
161	102	37	-	903	19,954	EL SALVADOR
-	-	-	-	-	414	FALKLAND ISLANDS (UK)
161	1,109	-	-	111,780	1,076,187	FRENCH GUIANA (FR)
2	-	-	-	-	86	GREENLAND (DEN)
-	40	-	-	24	163	GRENADA
-	-	-	-	-	32	GUADELOUPE (FR)
26	399	437	-	273	464,946	GUATEMALA
3	101	81	-	140	17,459	GUYANA
-	31	-	-	-	3,434	HAITI
6	13	2	7	13	19,403	HONDURAS
74	191	91	-	241	6,530	JAMAICA
-	-	-	-	-	38	MARTINIQUE (FR)
5,521	7,649	9,755	10,963	12,494	382,098	MEXICO
-	-	-	-	-	20	MONTserrat (UK)
-	17	1	629	40	3,833	NETH ANTILLES (NE)
-	-	-	-	299	6,202	NICARAGUA
39	54	-	17	20	59,155	PANAMA
93	-	-	-	-	41,781	PARAGUAY
35	120	55	-	162	145,690	PERU
1	-	1	-	2	32	ST KITTS AND NEVIS
-	116	-	-	45	247	ST LUCIA
-	-	-	-	-	2	ST PIERRE + MIQUELON
-	-	11	-	4	136	ST VINCENT + GREN.
11	14	-	-	17	670	SURINAME
213	4	133	-	145	7,065	TRINIDAD + TOBAGO
-	1	4	-	3	75	TURKS & CAICOS (UK)

TOTALS MAY NOT ADD DUE TO ROUNDING

* LESS THAN \$500

COMMERCIAL EXPORTS LICENSED UNDER ARMS EXPORT CONTROL ACT (CONTINUED)

(DOLLARS IN THOUSANDS)

	<u>FY 1950</u> <u>FY 1993</u>	<u>FY 1994</u>	<u>FY 1995</u>	<u>FY 1996</u>	<u>FY 1997</u>	<u>FY 1998</u>
<u>WESTERN HEMISPHERE (CONTINUED)</u>						
URUGUAY	10,080	517	218	168	146	152
VENEZUELA	445,958	1,903	1,296	3,311	4,852	3,181
<u>NON REGIONAL</u>	<u>5,248,566</u>	<u>1,294,090</u>	<u>875,290</u>	<u>274,256</u>	<u>635,013</u>	<u>392,742</u>
<u>CLASSIFIED TOTALS A/</u>	<u>5,248,566</u>	<u>1,294,090</u>	<u>875,290</u>	<u>274,256</u>	<u>635,013</u>	<u>392,742</u>
<u>INTERNATL. ORG. AND VARIOUS</u>	<u>916,372</u>	<u>42,967</u>	<u>78,890</u>	<u>3,523</u>	<u>2,193</u>	<u>1,723</u>

NOTE: THIS TABLE SHOWS THE TOTAL DOLLAR VALUE OF EXPORTS MADE AGAINST LICENSES GRANTED BY THE DEPARTMENT OF STATE FOR THE EXPORT OF DEFENSE ARTICLES TO FOREIGN GOVERNMENTS BY U.S. COMMERCIAL ENTITIES. THESE DATA ARE COMPILED BY THE OFFICE OF DEFENSE TRADE CONTROLS, DEPARTMENT OF STATE, FROM INFORMATION PROVIDED BY THE U.S. CUSTOMS SERVICE.

A/ FOR FURTHER INFORMATION, SEE THE CLASSIFIED ANNEX TO THE CONGRESSIONAL PRESENTATION DOCUMENT FOR FOREIGN OPERATIONS.

TOTALS MAY NOT ADD DUE TO ROUNDING

* LESS THAN \$500

COMMERCIAL EXPORTS LICENSED UNDER ARMS EXPORT CONTROL ACT (CONTINUED)

(DOLLARS IN THOUSANDS)

<u>FY 1999</u>	<u>FY 2000</u>	<u>FY 2001</u>	<u>FY 2002</u>	<u>FY 2003</u>	<u>FY 1950</u> <u>FY 2003</u>	
706	156	197	1	135	12,477	<u>WESTERN HEMISPHERE (CONTINUED)</u>
41,966	382	549	227	22,989	526,614	URUGUAY
						VENEZUELA
<u>195,703</u>	<u>120,981</u>	<u>217,256</u>	<u>25,157</u>	<u>433,974</u>	<u>9,713,028</u>	<u>NON REGIONAL</u>
195,703	120,981	217,256	25,157	433,974	9,713,028	CLASSIFIED TOTALS A/
<u>616</u>	<u>943</u>	<u>5,372</u>	<u>295</u>	<u>5,726</u>	<u>1,058,619</u>	<u>INTERNATL. ORG. AND VARIOUS</u>

TOTALS MAY NOT ADD DUE TO ROUNDING

* LESS THAN \$500

MAP MERGER FUNDS

(DOLLARS IN THOUSANDS)

	FY 1950 FY 1993	FY 1994	FY 1995	FY 1996	FY 1997	FY 1998
<u>WORLDWIDE</u>	4,572,013	-	-	-	-	-
<u>EAST ASIA AND PACIFIC</u>	594,901	-	-	-	-	-
FIJI	287	-	-	-	-	-
INDONESIA	11,000	-	-	-	-	-
REP OF PHILIPPINES	462,387	-	-	-	-	-
THAILAND	121,227	-	-	-	-	-
<u>NEAR EAST AND SOUTH ASIA</u>	423,991	-	-	-	-	-
JORDAN	66,337	-	-	-	-	-
MOROCCO	198,123	-	-	-	-	-
NEPAL	500	-	-	-	-	-
TUNISIA	143,996	-	-	-	-	-
YEMEN	15,035	-	-	-	-	-
<u>EUROPE</u>	1,688,354	-	-	-	-	-
FINLAND	300	-	-	-	-	-
GREECE	60,000	-	-	-	-	-
PORTUGAL	372,990 B/	-	-	-	-	-
TURKEY	1,255,064	-	-	-	-	-
<u>AFRICA</u>	546,594	-	-	-	-	-
BOTSWANA	11,997	-	-	-	-	-
CAMEROON	473	-	-	-	-	-
CAPE VERDE	35	-	-	-	-	-
CENTRAL AFRICAN REP	578	-	-	-	-	-
CHAD	29,119 A/	-	-	-	-	-
CONGO (KINSHASA) B/	37,096	-	-	-	-	-
DJIBOUTI	10,639	-	-	-	-	-
EQUATORIAL GUINEA	1,480	-	-	-	-	-
GAMBIA	654	-	-	-	-	-
GHANA	425	-	-	-	-	-
GUINEA	8,064	-	-	-	-	-
GUINEA-BISSAU	824	-	-	-	-	-
IVORY COAST	1,000	-	-	-	-	-
KENYA	97,589	-	-	-	-	-
LIBERIA B/	39,147	-	-	-	-	-
MADAGASCAR	4,034	-	-	-	-	-
MALAWI	4,633	-	-	-	-	-
MALI	700	-	-	-	-	-
MAURITANIA	1,596	-	-	-	-	-
NIGER	17,143	-	-	-	-	-
RWANDA	750	-	-	-	-	-
SAO TOME & PRINCIPE	315	-	-	-	-	-
SENEGAL	13,558	-	-	-	-	-
SEYCHELLES	225	-	-	-	-	-

TOTALS MAY NOT ADD DUE TO ROUNDING

* LESS THAN \$500

MAP MERGER FUNDS
(DOLLARS IN THOUSANDS)

<u>FY 1999</u>	<u>FY 2000</u>	<u>FY 2001</u>	<u>FY 2002</u>	<u>FY 2003</u>	<u>FY 1950</u> <u>FY 2003</u>	
-	-	-	-	-	4,572,013	C/D/ WORLDWIDE
-	-	-	-	-	594,901	EAST ASIA AND PACIFIC
-	-	-	-	-	287	FIJI
-	-	-	-	-	11,000	INDONESIA
-	-	-	-	-	462,387	REP OF PHILIPPINES
-	-	-	-	-	121,227	THAILAND
-	-	-	-	-	423,991	NEAR EAST AND SOUTH ASIA
-	-	-	-	-	66,337	JORDAN
-	-	-	-	-	198,123	MOROCCO
-	-	-	-	-	500	NEPAL
-	-	-	-	-	143,996	TUNISIA
-	-	-	-	-	15,035	YEMEN
-	-	-	-	-	1,688,354	EUROPE
-	-	-	-	-	300	FINLAND
-	-	-	-	-	60,000	GREECE
-	-	-	-	-	372,990	PORTUGAL
-	-	-	-	-	1,255,064	TURKEY
-	-	-	-	-	546,594	AFRICA
-	-	-	-	-	11,997	BOTSWANA
-	-	-	-	-	473	CAMEROON
-	-	-	-	-	35	CAPE VERDE
-	-	-	-	-	578	CENTRAL AFRICAN REP
-	-	-	-	-	29,119	CHAD
-	-	-	-	-	37,096	CONGO (KINSHASA) B/
-	-	-	-	-	10,639	DJIBOUTI
-	-	-	-	-	1,480	EQUATORIAL GUINEA
-	-	-	-	-	654	GAMBIA
-	-	-	-	-	425	GHANA
-	-	-	-	-	8,064	GUINEA
-	-	-	-	-	824	GUINEA-BISSAU
-	-	-	-	-	1,000	IVORY COAST
-	-	-	-	-	97,589	KENYA
-	-	-	-	-	39,147	LIBERIA B/
-	-	-	-	-	4,034	MADAGASCAR
-	-	-	-	-	4,633	MALAWI
-	-	-	-	-	700	MALI
-	-	-	-	-	1,596	MAURITANIA
-	-	-	-	-	17,143	NIGER
-	-	-	-	-	750	RWANDA
-	-	-	-	-	315	SAO TOME & PRINCIPE
-	-	-	-	-	13,558	SENEGAL
-	-	-	-	-	225	SEYCHELLES

TOTALS MAY NOT ADD DUE TO ROUNDING

* LESS THAN \$500

MAP MERGER FUNDS

(DOLLARS IN THOUSANDS)

	<u>FY 1950</u> <u>FY 1993</u>	<u>FY 1994</u>	<u>FY 1995</u>	<u>FY 1996</u>	<u>FY 1997</u>	<u>FY 1998</u>
<u>AFRICA (CONTINUED)</u>						
SIERRA LEONE	2,181	-	-	-	-	-
SOMALIA B/	118,489	-	-	-	-	-
SUDAN B/	143,276	-	-	-	-	-
TANZANIA	50	-	-	-	-	-
TOGO	500	-	-	-	-	-
UGANDA	25	-	-	-	-	-
<u>WESTERN HEMISPHERE</u>	<u>1,318,172</u>	<u>-</u>	<u>-</u>	<u>-</u>	<u>-</u>	<u>-</u>
ANTIGUA & BARBUDA	4,396	-	-	-	-	-
BARBADOS	2,202	-	-	-	-	-
BELIZE	2,729	-	-	-	-	-
BOLIVIA	10,435	-	-	-	-	-
COLOMBIA	18,841	-	-	-	-	-
COSTA RICA	28,153	-	-	-	-	-
DOMINICA	3,423	-	-	-	-	-
DOMINICAN REPUBLIC	16,019	-	-	-	-	-
ECUADOR	10,000	-	-	-	-	-
EL SALVADOR	733,502	-	-	-	-	-
GRENADA	7,762	-	-	-	-	-
GUATEMALA	27,897	-	-	-	-	-
HAITI	2,933	-	-	-	-	-
HONDURAS	380,935	-	-	-	-	-
JAMAICA	28,745	-	-	-	-	-
PANAMA	24,728	-	-	-	-	-
PERU	2,500	-	-	-	-	-
ST KITTS AND NEVIS	4,145	-	-	-	-	-
ST LUCIA	2,769	-	-	-	-	-
ST VINCENT + GREN.	4,959	-	-	-	-	-
TRINIDAD + TOBAGO	100	-	-	-	-	-
URUGUAY	1,000	-	-	-	-	-

NOTE: IN THE FY 1982 EDITION OF THIS BOOKLET, MAP MERGER FUNDS WERE INCLUDED IN THE MILITARY ASSISTANCE PROGRAM TOTALS. HENCEFORTH, MAP MERGER FUNDS WILL BE DISPLAYED SEPARATELY.

A/ MAP MERGER FUNDS FOR PORTUGAL OF \$6.5 MILLION IN FY 1982, \$25.0 MILLION IN FY 1983, \$10.0 MILLION IN FY 1984, AND FOR CHAD \$110 THOUSAND IN FY 1984, ARE INCLUDED IN THE MILITARY ASSISTANCE PROGRAM.

B/ P.L. 102-298, DATED JUNE 4, 1992, RESCINDED A TOTAL OF \$12.51 MILLION IN MAP MERGER FUNDS FOR THE FOLLOWING COUNTRIES: LIBERIA \$951,898.09; SOMALIA \$6,238,744.86; SUDAN \$4,746,735.60; CONGA(KINSHASA), FORMERLY ZAIRE \$572,621.45.

C/ P.L. 102-391, DATED OCTOBER 6, 1992, RESCINDED \$25.586 MILLION IN FOREIGN MILITARY FINANCING GRANTS AND MAP MERGER FUNDS OF \$20.164 MILLION, FOR A TOTAL OF \$45.75 MILLION. SEE SECDEF/USDP/DSAA MESSAGE, DTG 070726Z JAN 93, FOR DETAILS CONCERNING MAP MERGER RESCISSIONS.

TOTALS MAY NOT ADD DUE TO ROUNDING

* LESS THAN \$500

MAP MERGER FUNDS
(DOLLARS IN THOUSANDS)

<u>FY 1999</u>	<u>FY 2000</u>	<u>FY 2001</u>	<u>FY 2002</u>	<u>FY 2003</u>	<u>FY 1950</u> <u>FY 2003</u>	
-	-	-	-	-	2,181	SIERRA LEONE
-	-	-	-	-	118,489	SOMALIA B/
-	-	-	-	-	143,276	SUDAN B/
-	-	-	-	-	50	TANZANIA
-	-	-	-	-	500	TOGO
-	-	-	-	-	25	UGANDA
-	-	-	-	-	1,318,172	WESTERN HEMISPHERE
-	-	-	-	-	4,396	ANTIGUA & BARBUDA
-	-	-	-	-	2,202	BARBADOS
-	-	-	-	-	2,729	BELIZE
-	-	-	-	-	10,435	BOLIVIA
-	-	-	-	-	18,841	COLOMBIA
-	-	-	-	-	28,153	COSTA RICA
-	-	-	-	-	3,423	DOMINICA
-	-	-	-	-	16,019	DOMINICAN REPUBLIC
-	-	-	-	-	10,000	ECUADOR
-	-	-	-	-	733,502	EL SALVADOR
-	-	-	-	-	7,762	GRENADA
-	-	-	-	-	27,897	GUATEMALA
-	-	-	-	-	2,933	HAITI
-	-	-	-	-	380,935	HONDURAS
-	-	-	-	-	28,745	JAMAICA
-	-	-	-	-	24,728	PANAMA
-	-	-	-	-	2,500	PERU
-	-	-	-	-	4,145	ST KITTS AND NEVIS
-	-	-	-	-	2,769	ST LUCIA
-	-	-	-	-	4,959	ST VINCENT + GREN.
-	-	-	-	-	100	TRINIDAD + TOBAGO
-	-	-	-	-	1,000	URUGUAY

TOTALS MAY NOT ADD DUE TO ROUNDING

* LESS THAN \$500

MAP MERGER FUNDS

D/ IN FY 1994, P.L. 103-211 RESCINDED \$91,721 THOUSAND OF FOREIGN MILITARY FINANCING AND MAP MERGER FUNDS INVOLVING 29 COUNTRIES AND INTERNATIONAL ORGANIZATIONS AS FOLLOWS: FOREIGN MILITARY FINANCING FUNDS OF \$90,282 THOUSAND AND MAP MERGER FUNDS OF \$439 THOUSAND. SECDEF MESSAGE DTG 261745Z APRIL 1994, SUBJECT: FY 1994 FOREIGN MILITARY FINANCING (FMF) RESCISSION, PROVIDES DETAILS REGARDING COUNTRIES AND FISCAL YEARS AFFECTED BY THIS RESCISSION.

TOTALS MAY NOT ADD DUE TO ROUNDING

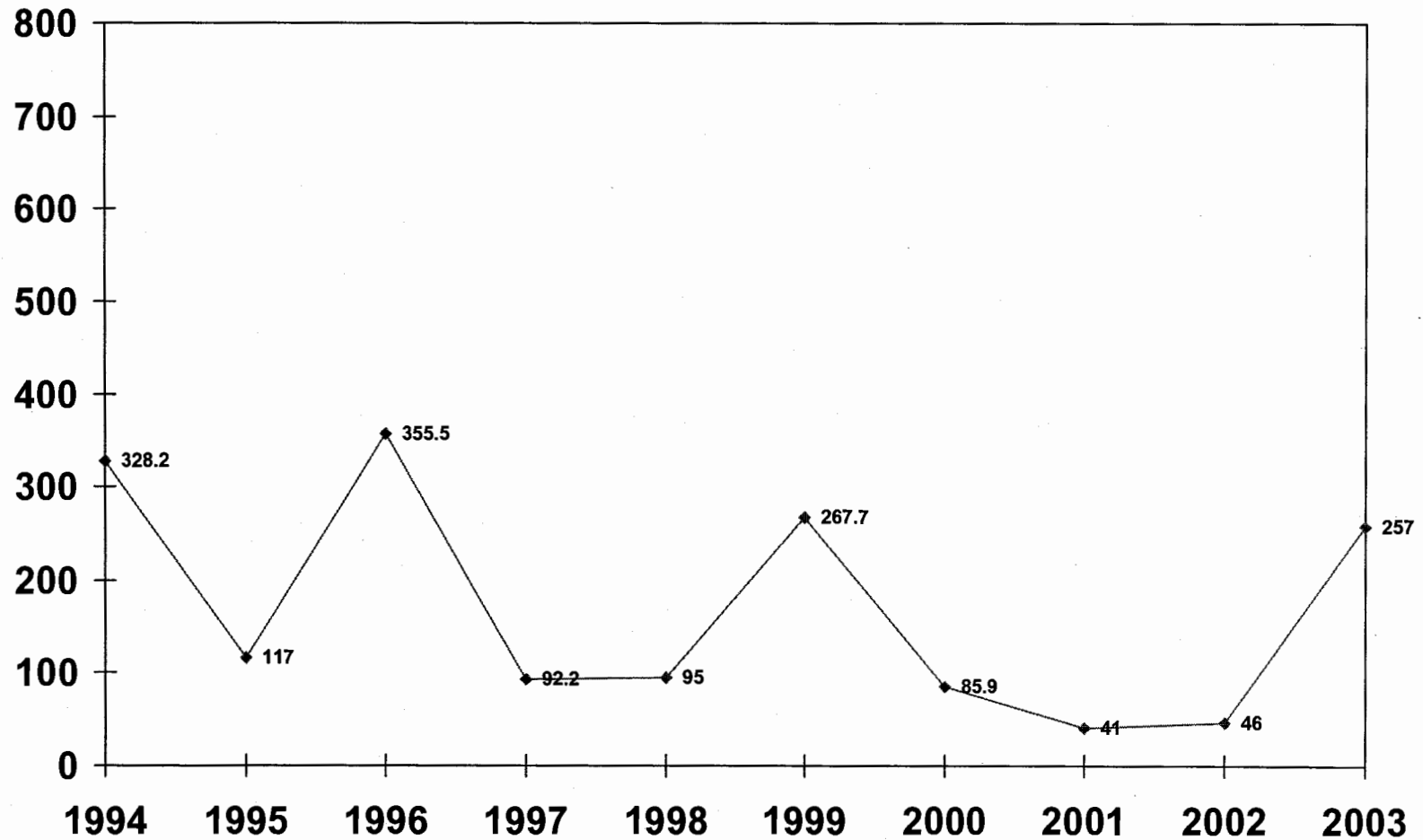
* LESS THAN \$500

PAGE 80

AS OF 30 SEP 03

MILITARY ASSISTANCE PROGRAM

INCLUDES MASF, EMERGENCY DRAWDOWNS, AND OTHER GRANT ASSISTANCE
(Dollars in Millions)



MILITARY ASSISTANCE PROGRAM
INCLUDES MASF, EMERGENCY DRAWDOWNS, AND OTHER GRANT ASSISTANCE; EXCLUDES TRAINING

(DOLLARS IN THOUSANDS)

	<u>FY 1950</u> <u>FY 1993</u>	<u>FY 1994</u>	<u>FY 1995</u>	<u>FY 1996</u>	<u>FY 1997</u>	<u>FY 1998</u>
<u>WORLDWIDE</u>	55,701,771	328,224	117,000	355,284	91,209	95,000
<u>EAST ASIA AND PACIFIC</u>	29,036,420	-	-	3,151	-	-
AUSTRALIA	-	-	-	151 C/	-	-
CAMBODIA	1,177,163	-	-	-	-	-
INDOCHINA	708,977	-	-	-	-	-
INDONESIA	192,322	-	-	-	-	-
JAPAN	810,276	-	-	-	-	-
KOREA (SEOUL) A/	5,471,719	-	-	-	-	-
LAOS A/	1,471,876 C/	-	-	-	-	-
MYANMAR	72,134	-	-	-	-	-
REP OF PHILIPPINES A/	634,435	-	-	-	-	-
TAIWAN	2,554,637	-	-	-	-	-
THAILAND A/	1,169,030	-	-	-	-	-
VIETNAM A/	14,773,851	-	-	3,000 C/	-	-
<u>NEAR EAST AND SOUTH ASIA</u>	2,846,447	179,400	80,000	122,000	34,582	25,000
AFGHANISTAN	2	-	-	-	-	-
BANGLADESH	5,769	-	-	-	-	-
EGYPT	-	13,500 C/	-	-	-	-
INDIA	90,256	-	-	-	-	-
IRAN	766,733	-	-	-	-	-
IRAQ	45,208	-	-	-	14,000 I/	-
ISRAEL	670,932 C/	165,900 C/	80,000 C/	22,000 C/	-	-
JORDAN	489,891	-	-	100,000 C/	20,582	25,000 C/
LEBANON	13,585	-	-	-	-	-
LIBYA	12,624	-	-	-	-	-
MOROCCO	29,600	-	-	-	-	-
NEPAL	1,678	-	-	-	-	-
PAKISTAN	652,831 C/	-	-	-	-	-
SAUDI ARABIA	23,868	-	-	-	-	-
SRI LANKA	3,167	-	-	-	-	-
TUNISIA	40,304	-	-	-	-	-
<u>EUROPE</u>	18,874,673	-	32,000	100,000	-	-
AUSTRIA	96,310	-	-	-	-	-
BELGIUM	1,203,784	-	-	-	-	-
BOSNIA-HERZEGOVINA	-	-	-	100,000 C/	-	-
DENMARK	587,274	-	-	-	-	-
FRANCE	4,045,066	-	-	-	-	-
GEORGIA	-	-	-	-	-	-
GERMANY	884,774	-	-	-	-	-
GREECE	1,673,183	-	-	-	-	-
HUNGARY	7,000	-	-	-	-	-
ITALY	2,243,742	-	-	-	-	-

TOTALS MAY NOT ADD DUE TO ROUNDING

* LESS THAN \$500

MILITARY ASSISTANCE PROGRAM
INCLUDES MASF, EMERGENCY DRAWDOWNS, AND OTHER GRANT ASSISTANCE; EXCLUDES TRAINING

(DOLLARS IN THOUSANDS)

<u>FY 1999</u>	<u>FY 2000</u>	<u>FY 2001</u>	<u>FY 2002</u>	<u>FY 2003</u>	<u>FY 1950</u> <u>FY 2003</u>	
267,700	85,918	41,000	46,000	257,000	57,013,327	WORLDWIDE
55,000	-	-	10,000	-	29,104,620	EAST ASIA AND PACIFIC
-	-	-	-	-	200	AUSTRALIA
-	-	-	-	-	1,177,163	CAMBODIA
43,000 O/	-	-	-	-	708,977	INDOCHINA
-	-	-	-	-	193,322	INDONESIA
-	-	-	-	-	810,276	JAPAN
-	-	-	-	-	5,471,719	KOREA (SEOUL) A/
-	-	-	-	-	1,471,876	LAOS A/
-	-	-	-	-	72,134	MYANMAR
5,000 O/	-	-	10,000 L/	-	649,435	REP OF PHILIPPINES A/
-	-	-	-	-	2,554,637	TAIWAN
7,000 O/	-	-	-	-	1,169,030	THAILAND A/
-	-	-	-	-	14,773,851	VIETNAM A/
30,000	9,000	5,000	7,000	257,000	3,595,429	NEAR EAST AND SOUTH ASIA
-	-	-	2,000 L/	158,000 W/	160,002	AFGHANISTAN
-	-	-	-	-	5,769	BANGLADESH
-	-	-	-	-	13,500	EGYPT
-	-	-	-	-	90,256	INDIA
-	5,000 S/	-	-	-	766,883	IRAN
-	-	-	-	92,000 V/	156,208	IRAQ
25,000 M/	-	-	-	-	938,832	ISRAEL
-	-	-	-	7,000 W/	667,473	JORDAN
-	-	-	-	-	13,585	LEBANON
-	-	-	-	-	12,624	LIBYA
-	-	-	-	-	29,600	MOROCCO
-	-	-	-	-	1,678	NEPAL
-	-	-	-	-	652,831	PAKISTAN
-	-	-	-	-	23,868	SAUDI ARABIA
5,000 M/	4,000 M/	5,000 T/	5,000 U/	-	3,167	SRI LANKA
-	-	-	-	-	59,304	TUNISIA
35,000	-	-	25,000	-	19,666,673	EUROPE
-	-	-	-	-	96,310	AUSTRIA
-	-	-	-	-	1,203,784	BELGIUM
-	-	-	-	-	100,000	BOSNIA-HERZEGOVINA
-	-	-	-	-	587,274	DENMARK
-	-	-	-	-	4,045,743	FRANCE
-	-	-	25,000 L/T/	-	25,006	GEORGIA
-	-	-	-	-	884,774	GERMANY
-	-	-	-	-	1,673,183	GREECE
-	-	-	-	-	7,000	HUNGARY
-	-	-	-	-	2,243,742	ITALY

TOTALS MAY NOT ADD DUE TO ROUNDING

* LESS THAN \$500

MILITARY ASSISTANCE PROGRAM (CONTINUED)
INCLUDES MASF, EMERGENCY DRAWDOWNS, AND OTHER GRANT ASSISTANCE; EXCLUDES TRAINING

(DOLLARS IN THOUSANDS)

	FY 1950 FY 1993	FY 1994	FY 1995	FY 1996	FY 1997	FY 1998
<u>EUROPE (CONTINUED)</u>						
LUXEMBOURG	7,753	-	-	-	-	-
NETHERLANDS	1,178,056	-	-	-	-	-
NORWAY	862,177	-	-	-	-	-
PORTUGAL	523,068 B/	-	-	-	-	-
SPAIN	689,894	-	-	-	-	-
TURKEY	3,170,169 D/	-	-	-	-	-
UNITED KINGDOM	1,012,855	-	32,000	-	-	-
YUGOSLAVIA	689,570	-	-	-	-	-
<u>AFRICA</u>	<u>305,953</u>	<u>78,750</u>	<u>-</u>	<u>27,133</u>	<u>-</u>	<u>-</u>
BENIN	55	-	-	-	-	-
BURKINA FASO	57	-	-	-	-	-
CAMEROON	239	-	-	-	-	-
CHAD	52,518 B/C/	-	-	-	-	-
CONGO (KINSHASA)	23,308	-	-	-	-	-
ERITREA	-	-	-	10,000	-	-
ETHIOPIA	182,958	-	-	-	-	-
GHANA	-	-	-	-	-	-
GUINEA	810	-	-	-	-	-
IVORY COAST	54	-	-	-	-	-
KENYA	-	-	-	-	-	-
LIBERIA	6,249	-	-	15,000	-	-
MALI	1,865	-	-	-	-	-
NIGER	52	-	-	-	-	-
NIGERIA	-	-	-	-	-	-
RWANDA	-	75,000 C/	-	-	-	-
SENEGAL	11,066 C/	-	-	-	-	-
SIERRA LEONE	-	-	-	-	-	-
SOMALIA	25,000 C/	3,750	-	-	-	-
SUDAN	1,721	-	-	-	-	-
UGANDA	-	-	-	2,133	-	-
<u>WESTERN HEMISPHERE</u>	<u>930,169</u>	<u>66,500</u>	<u>5,000</u>	<u>76,000</u>	<u>57,000</u>	<u>70,000</u>
ANTIGUA & BARBUDA	-	-	-	-	-	12,442 K/
ARGENTINA	49,022	-	-	-	-	-
BAHAMAS	-	-	-	-	-	-
BARBADOS	-	-	-	8,500 C/	1,480 J/	161 K/
BELIZE	405	-	-	-	-	-
BOLIVIA	44,883	-	-	-	-	12,020 K/
BRAZIL	207,163	-	-	-	-	2,003 K/
CHILE	83,931	-	-	-	-	-
COLOMBIA	173,623 C/	-	-	40,500 C/	14,200 J/	31,256 K/
COSTA RICA	930	-	-	-	-	-
CUBA	8,552	-	-	-	-	-

TOTALS MAY NOT ADD DUE TO ROUNDING

* LESS THAN \$500

MILITARY ASSISTANCE PROGRAM (CONTINUED)
INCLUDES MASF, EMERGENCY DRAWDOWNS, AND OTHER GRANT ASSISTANCE; EXCLUDES TRAINING

(DOLLARS IN THOUSANDS)

<u>FY 1999</u>	<u>FY 2000</u>	<u>FY 2001</u>	<u>FY 2002</u>	<u>FY 2003</u>	<u>FY 1950</u> <u>FY 2003</u>	
-	-	-	-	-	7,753	LUXEMBOURG
-	-	-	-	-	1,178,056	NETHERLANDS
-	-	-	-	-	862,177	NORWAY
-	-	-	-	-	523,068	PORTUGAL
-	-	-	-	-	689,894	SPAIN
-	-	-	-	-	3,170,169	TURKEY
-	-	-	-	-	1,044,855	UNITED KINGDOM
35,000 P/	-	-	-	-	689,570	YUGOSLAVIA
<u>3,000</u>	<u>55,600</u>	<u>36,000</u>	<u>4,000</u>	-	<u>510,436</u>	<u>AFRICA</u>
-	-	-	-	-	55	BENIN
-	37,600 R/	-	-	-	37,600	BOTSWANA
-	-	-	-	-	57	BURKINA FASO
-	-	-	-	-	239	CAMEROON
-	-	-	-	-	52,518	CHAD
-	-	-	-	-	23,308	CONGO (KINSHASA)
-	-	-	-	-	10,000	ERITREA
-	-	-	-	-	182,958	ETHIOPIA
-	-	6,323 Q/	4,000 L/	-	10,323	GHANA
-	-	-	-	-	810	GUINEA
-	-	-	-	-	54	IVORY COAST
-	-	-	-	-	-	KENYA
-	-	-	-	-	21,249	LIBERIA
-	-	-	-	-	1,865	MALI
-	-	-	-	-	52	NIGER
-	-	5,398 Q/	-	-	4,000	NIGERIA
-	-	-	-	-	75,000	RWANDA
-	-	3,387 Q/	-	-	14,453	SENEGAL
3,000 N/	18,000 Q/	20,891 Q/	-	-	41,891	SIERRA LEONE
-	-	-	-	-	28,750	SOMALIA
-	-	-	-	-	1,721	SUDAN
-	-	-	-	-	2,133	UGANDA
<u>144,700</u>	<u>20,000</u>	<u>-</u>	<u>-</u>	<u>-</u>	<u>1,369,369</u>	<u>WESTERN HEMISPHERE</u>
-	-	-	-	-	12,442	ANTIGUA & BARBUDA
-	-	-	-	-	49,022	ARGENTINA
-	-	-	-	-	-	BAHAMAS
-	-	-	-	-	10,141	BARBADOS
-	-	-	-	-	405	BELIZE
-	-	-	-	-	44,883	BOLIVIA
-	-	-	-	-	209,166	BRAZIL
-	-	-	-	-	83,931	CHILE
59,000 K/	-	-	-	-	318,579	COLOMBIA
-	-	-	-	-	930	COSTA RICA
-	-	-	-	-	8,552	CUBA

TOTALS MAY NOT ADD DUE TO ROUNDING

* LESS THAN \$500

MILITARY ASSISTANCE PROGRAM (CONTINUED)
INCLUDES MASF, EMERGENCY DRAWDOWNS, AND OTHER GRANT ASSISTANCE; EXCLUDES TRAINING

(DOLLARS IN THOUSANDS)

	<u>FY 1950</u> <u>FY 1993</u>	<u>FY 1994</u>	<u>FY 1995</u>	<u>FY 1996</u>	<u>FY 1997</u>	<u>FY 1998</u>
<u>WESTERN HEMISPHERE (CONTINUED)</u>						
DOMINICA	-	*	-	-	5 J/	30 K/
DOMINICAN REPUBLIC	21,549	15,000 C/	-	-	-	450 K/
ECUADOR	40,081 C/	-	-	-	-	1,797 K/
EL SALVADOR	74,238	-	-	-	-	-
GRENADA	-	-	-	-	5 J /	52 K/
GUATEMALA	16,247	-	-	-	-	726 K/
GUYANA	-	-	-	-	-	-
HAITI	2,427	50,000 C/	5,000 C/	1,000 C/	-	-
HONDURAS	25,603	-	-	-	-	545 K/
JAMAICA	11,412	1.500 C/	-	-	-	1,200 K/
MEXICO	27,929 C/	-	-	-	37,000 K/	500 K/
NICARAGUA	7,668	-	-	-	-	-
PANAMA	4,392	-	-	-	-	-
PARAGUAY	9,325	-	-	-	-	-
PERU	74,952	-	-	13,750 C/	2,300 J/	5,386 K/
ST KITTS AND NEVIS	-	-	-	-	5 J/	71 K/
ST LUCIA	-	-	-	-	5 J/ -	20 K/
ST VINCENT + GREN.	-	-	-	-	-	341 K/
TRINIDAD + TOBAGO	-	-	-	-	-	1,000 K/
URUGUAY	45,804	-	-	-	-	-
VENEZUELA	33	-	-	12,250 C/	1,000 J/	-
<u>INTERNATL. ORG. AND VARIOUS</u>	<u>1,705,905</u>	<u>3,574</u>	<u>-</u>	<u>-</u>	<u>-</u>	<u>-</u>
<u>GEN. AND REG. COSTS</u>	<u>2,002,204</u>	<u>-</u>	<u>-</u>	<u>4,303</u>	<u>627</u>	<u>-</u>

TOTALS MAY NOT ADD DUE TO ROUNDING

* LESS THAN \$500

MILITARY ASSISTANCE PROGRAM (CONTINUED)
INCLUDES MASF, EMERGENCY DRAWDOWNS, AND OTHER GRANT ASSISTANCE; EXCLUDES TRAINING

(DOLLARS IN THOUSANDS)

<u>FY 1999</u>	<u>FY 2000</u>	<u>FY 2001</u>	<u>FY 2002</u>	<u>FY 2003</u>	<u>FY 1950</u> <u>FY 2003</u>	
-	-	-	-	-	36	WESTERN HEMISPHERE (CONTINUED)
-	-	-	-	-	36,999	DOMINICA
5,000 K/	-	-	-	-	46,878	DOMINICAN REPUBLIC
15,000 L/	-	-	-	-	89,238	ECUADOR
-	-	-	-	-	58	EL SALVADOR
15,000 L/	-	-	-	-	16,973	GRENADA
-	-	-	-	-	-	GUATEMALA
-	-	-	-	-	58,527	GUYANA
25,000 L/	-	-	-	-	51,148	HAITI
-	-	-	-	-	14,112	HONDURAS
-	-	-	-	-	65,429	JAMAICA
20,000 L/	-	-	-	-	27,668	MEXICO
700 K/	-	-	-	-	5,092	NICARAGUA
-	-	-	-	-	9,325	PANAMA
5,000 K/	-	-	-	-	101,388	PARAGUAY
-	-	-	-	-	76	PERU
-	-	-	-	-	25	ST KITTS AND NEVIS
-	-	-	-	-	341	ST LUCIA
-	-	-	-	-	1000	ST VINCENT + GREN.
-	-	-	-	-	45,804	TRINIDAD + TOBAGO
-	20,000 L/	-	-	-	33,283	URUGUAY
-	-	-	-	-	-	VENEZUELA
-	1,318	-	-	-	1,612,391	INTERNATL. ORG. AND VARIOUS
-	-	-	-	-	2,007,134	GEN. AND REG. COSTS

TOTALS MAY NOT ADD DUE TO ROUNDING

* LESS THAN \$500

MILITARY ASSISTANCE PROGRAM (CONTINUED)
INCLUDES MASF, EMERGENCY DRAWDOWNS, AND OTHER GRANT ASSISTANCE; EXCLUDES TRAINING

NOTE: INCLUDED IN THE DATA FOR FY 1991, 1992 AND 1993 ARE TRANSFERS OF EXCESS DEFENSE ARTICLES (EDA) UNDER SECTION 519 OF THE FOREIGN ASSISTANCE ACT OF 1961, AS AMENDED. THESE EDA TRANSFERS ARE INTENDED TO HELP MODERNIZE THE MILITARY CAPABILITIES OF COUNTRIES WHICH ARE RECIPIENTS OF FOREIGN MILITARY FINANCING (FMF).

A/ DURING THE PERIOD FY 66-75, GRANT AID FUNDING IN SUPPORT OF ACTIVITIES IN SOUTHEAST ASIA WAS A PART OF THE REGULAR DOD APPROPRIATION AND WAS IDENTIFIED FOR PROGRAMMING PURPOSES AS MILITARY ASSISTANCE SERVICE FUNDED (MASF) PROGRAMS. THE FUNDS WERE USED FOR PROVIDING MILITARY EQUIPMENT AND RELATED SERVICES AND TRAINING TO THOSE COUNTRIES ENGAGED IN THE HOSTILITIES IN SOUTHEAST ASIA, I.E., KOREA, LAOS, PHILIPPINES, THAILAND, AND VIETNAM. ALSO INCLUDED ARE TRANSFERS TO KOREA UNDER SECTION 3, P.L. 91-952, DATED JANUARY 5, 1971 AND SECTION 23 OF P.L. 95-384, DATED SEPTEMBER 26, 1978, AS WELL AS THE TRANSFER OF AMMUNITION TO THAILAND UNDER SECTION 24 OF P.L. 96-92, DATED OCTOBER 29, 1979.

B/ INCLUDES MAP MERGER FUNDS FOR PORTUGAL OF \$6.5 MILLION IN FY 1982, \$25.0 MILLION IN FY 1983, AND \$10.0 MILLION IN FY 1984; FOR CHAD \$110 THOUSAND IN FY 1984.

C/ EXCEPT FOR CHAD (1987) WHERE \$25.0 MILLION WAS AUTHORIZED, AMOUNTS SHOWN FOR SECTION 506 AND OTHER DRAWDOWNS REFLECT THE AMOUNTS AUTHORIZED IN PRESIDENTIAL DETERMINATIONS, BEGINNING IN FY 1986, NOT THE VALUE OF PROGRAM DIRECTIVES ISSUED AGAINST PRESIDENTIAL DETERMINATIONS, AS REPORTED IN PREVIOUS FISCAL YEARS.

D/ INCLUDES SECTION 506 FUNDING OF \$75.0 MILLION FOR KURDISH RELIEF.

E/ LA ANTI-NARCOTICS ASSISTANCE OF \$53.3 MILLION ALLOCATED AS FOLLOWS: BELIZE \$.5 MILLION; BOLIVIA \$7.8 MILLION; COLOMBIA \$20.0 MILLION; ECUADOR \$3.0 MILLION; JAMAICA \$5.0 MILLION; MEXICO \$17.0 MILLION.

F/ REPRESENTS SECTION 506 DRAWDOWN PURSUANT TO PRESIDENTIAL DETERMINATION 94-50, DATED SEPTEMBER 19, 1994, FOR THE COUNTRIES PARTICIPATING IN THE MULTINATIONAL COALITION TO RESTORE DEMOCRACY TO HAITI. PARTICIPATING COUNTRIES INCLUDE ANTIGUA-BARBUDA, ARGENTINA, AUSTRALIA, BAHAMAS, BANGLADESH, BARBADOS, BELIZE, BENIN, BOLIVIA, DENMARK, DOMINICA, FRANCE, GRENADA, GUATEMALA, GUYANA, ISRAEL, JAMAICA, JORDAN, NEPAL, NETHERLANDS, NORWAY, THE PHILIPPINES, POLAND, ST. LUCIA, ST. KITTS, ST. VINCENT AND THE GRENADINES, TRINIDAD AND TOBAGO, AND THE UNITED KINGDOM.

G/ REPRESENTS SECTION 552(C)(2) DRAWDOWN PURSUANT TO PRESIDENTIAL DETERMINATION 93-43, DATED 30 SEPTEMBER 1993, FOR THE PROVISION OF COMMODITIES AND SERVICES TO SUPPORT PEACEKEEPING OPERATIONS RELATED TO THE REESTABLISHMENT OF POLICE FORCES IN SOMALIA.

H/ REPRESENTS SECTION 506 DRAWDOWNS PURSUANT TO PRESIDENTIAL DETERMINATIONS 95-29, 95-33, AND 95-34 TO SUPPORT UN RAPID REACTION FORCE (RRF) IN BOSNIA-HERCEGOVINA.

I/ REPRESENTS SECTION 506 AND SECTION 552, FOREIGN ASSISTANCE ACT, DRAWDOWNS PURSUANT TO PRESIDENTIAL DETERMINATION SIGNED DECEMBER 11, 1996, IN THE AMOUNT OF \$4.0 MILLION FOR THE MULTINATIONAL TURCOMAN CEASEFIRE MONITORING FORCE AND PRESIDENTIAL DETERMINATION 97-14, SIGNED DECEMBER 27, 1996, IN THE AMOUNT OF \$10.0 MILLION FOR REPATRIATION OF IRAQI KURDS TO THE UNITED STATES.

J/ REPRESENTS SECTION 506 DRAWDOWNS FOR LATIN AMERICA COUNTERNARCOTICS ASSISTANCE IN THE AMOUNT OF \$20.0 MILLION PURSUANT TO PRESIDENTIAL DETERMINATION PD97-38, SIGNED SEPTEMBER 30, 1997, AND \$75.0 MILLION PURSUANT TO PD98-41, SIGNED SEPTEMBER 30, 1998.

K/ REPRESENTS SECTION 506 DRAWDOWNS FOR COUNTERNARCOTICS ASSISTANCE IN THE AMOUNT OF \$37.0 MILLION PURSUANT TO PRESIDENTIAL DETERMINATION 97-9, SIGNED DECEMBER, 2, 1996.

TOTALS MAY NOT ADD DUE TO ROUNDING

* LESS THAN \$500

MILITARY ASSISTANCE PROGRAM (CONTINUED)
INCLUDES MASF, EMERGENCY DRAWDOWNS, AND OTHER GRANT ASSISTANCE; EXCLUDES TRAINING

L/ REPRESENTS SECTION 506 DRAWDOWNS FOR DISASTER RELIEF (HURRICANE MITCH) PURSUANT TO PRESIDENTIAL DETERMINATION 99-03, SIGNED NOVEMBER 6, 1998, IN THE AMOUNT OF \$30.0 MILLION AND 99-04, SIGNED NOVEMBER 14, 1998 IN THE AMOUNT OF \$45.0 MILLION FOR HONDURAS, NICARAGUA, EL SALVADOR AND GUATEMALE; 2000-09, SIGNED DECEMBER 23, 1999, (FLOOD RELIEF) FOR VENEZUELA IN THE AMOUNT OF 20.0 MILLION.

M/ REPRESENTS DRAWDOWNS AUTHORIZED BY THE 1999 FOREIGN OPERATIONS, EXPORT FINANCING AND RELATED PROGRAMS APPROPRIATIONS ACT FOR DEFENSE ARTICLES AND SERVICES PURSUANT TO PRESIDENTIAL DETERMINATIONS 99-18, SIGNED MARCH 25, 1999, FOR JORDAN (\$25.0 MILLION); AND FOR TUNISIA 99-32, SIGNED JULY 1, 1999, (\$5.0 MILLION) AND 2000-033, SIGNED SEPTEMBER 29, 2000, (\$4.0 MILLION).

N/ REPRESENTS SECTION 506 DRAWDOWNS FOR NONLETHAL EMERGENCY MILITARY ASSISTANCE TO STATES PARTICIPATING IN THE ECONOMIC COMMUNITY OF WEST AFRICAN STATES' MONITORING GROUP (ECOMOG) IN THE AMOUNT OF \$3.0 MILLION PURSUANT TO PRESIDENTIAL DETERMINATION 99-34, SIGNED AUGUST 13, 1999. THE PARTICIPATING COUNTRIES ARE NIGERIA, GHANA, SIERRA LEONE AND GUINEA.

O/ REPRESENTS SECTION 506 DRAWDOWN TO SUPPORT MULINATIONAL FORCES PARTICIPATING IN INTERNATIONAL OPERATIONS IN EAST TIMOR PURSUANT TO PRESIDENTIAL DETERMINATION 99-39, SIGNED SEPTEMBER 21 1999. PARTICIPATING COUNTRIES ARE PHILIPPINES, NEW ZEALAND, THAILAND AND KENYA.

P/ REPRESENTS DRAWDOWNS AUTHORIZED BY THE 1999 FOREIGN OPERATIONS, EXPORT FINANCING AND RELATED PROGRAMS APPROPRIATIONS ACT FOR DEFENSE ARTICLES AND SERVICES PURSUANT TO PRESIDENTIAL DETERMINATIONS 99-35, SIGNED AUGUST 17, 1999, FOR KOSOVO (FORMERLY YUGOSLAVIA) IN THE AMOUNT OF \$5.0 MILLION; 99-20, SIGNED MARCH 31, 1999, TO SUPPORT INTERNATIONAL PEACEKEEPING RELIEF EFFORTS FOR KOSOVO REFUGEES IN THE AMOUNT OF \$25.0 MILLION; 99-40, SEPTEMBER 21, 1999 TO SUPPORT DEVELOPMENT OF THE KOSOVO PROTECTION CORPS IN THE AMOUNT OF \$5.0 MILLION.

Q/ REPRESENTS SECTION 506 DRAWDOWN IN SUPPORT OF THE UNITED NATIONS MISSION IN SIERRA LEONE PURSUANT TO PRESIDENTIAL DETERMINATION 2000-27, SIGNED JULY 21, 2000 IN THE AMOUNT OF \$18.0 MILLION, AND 2001-04, SIGNED DECEMBER 11, 2000 IN THE AMOUNT OF \$36.0 MILLION.

R/ REPRESENTS SECTION 506 DRAWDOWN TO PROVIDE INTERNATIONAL DISASTER ASSISTANCE TO SOUTHERN AFRICA INCLUDING MOZAMBIQUE, SOUTH AFRICA, ZIMBABWE AND BOTSWANA PURSUANT TO PRESIDENTIAL DETERMINATION 2000-17, SIGNED MARCH 2, 2000.

S/ REPRESENTS DRAWDOWN UNDER THE IRAQ LIBERATION ACT OF 1998 (P.L. 105-339) TO PROVIDE MILITARY ARTICLES, EDUCATION AND TRAINING PURSUANT TO PRESIDENTIAL DETERMINATION 2000-05, SIGNED 29 OCTOBER 1999, IN THE AMOUNT OF \$5.0 MILLION.

T/ REPRESENTS DRAWDOWN UNDER THE FOREIGN OPERATIONS, EXPORT FINANCING AND RELATED PROGRAMS APPROPRIATIONS ACT OF 2001 (P.L. 106-429) TO PROVIDE MILITARY ARTICLES, EDUCATION AND TRAINING PURSUANT TO PRESIDENTIAL DETERMINATION 2001-24, SIGNED AUGUST 18, 2001 IN THE AMOUNT OF \$5.0 MILLION.

U/ REPRESENTS DRAWDOWN UNDER THE KENNETH M. LUDDEN FOREIGN OPERATIONS, EXPORT FINANCING, AND RELATED PROGRAMS APPROPRIATIONS ACT TITLE III MILITARY ASSISTANCE ACT, 2002 (P.L. 107-115) PURSUANT TO PRESIDENTIAL DETERMINATION 2002-28, SIGNED AUGUST 14, 2002 IN THE AMOUNT OF \$5.0 MILLION FOR TUNISIA.

V/ REPRESENTS DRAWDOWN UNDER THE IRAQ LIBERATION ACT OF 1998 (P.L. 105-338) PURSUANT TO PRESIDENTIAL DETERMINATION 2003-06, SIGNED DECEMBER 7, 2002 IN THE AMOUNT OF \$92 MILLION TO PROVIDE ASSISTANCE TO IRAQI OPPOSITION GROUPS.

TOTALS MAY NOT ADD DUE TO ROUNDING

* LESS THAN \$500

MILITARY ASSISTANCE PROGRAM (CONTINUED)
INCLUDES MASF, EMERGENCY DRAWDOWNS, AND OTHER GRANT ASSISTANCE; EXCLUDES TRAINING

W/ REPRESENTS DRAWDOWN UNDER THE AFGHANISTAN FREEDOM SUPPORT ACT (P.L. 107-327), PURSUANT TO PRESIDENTIAL DETERMINATION 2003-15, SIGNED FEBRUARY 13, 2003 IN THE AMOUNT OF \$165 MILLION; \$158 MILLION FOR THE TRANSITIONAL ISLAMIC STATE OF AFGHANISTAN AND \$7 MILLION TO JORDAN TO ASSIST IN ITS OPERATIONS IN AFGHANISTAN.

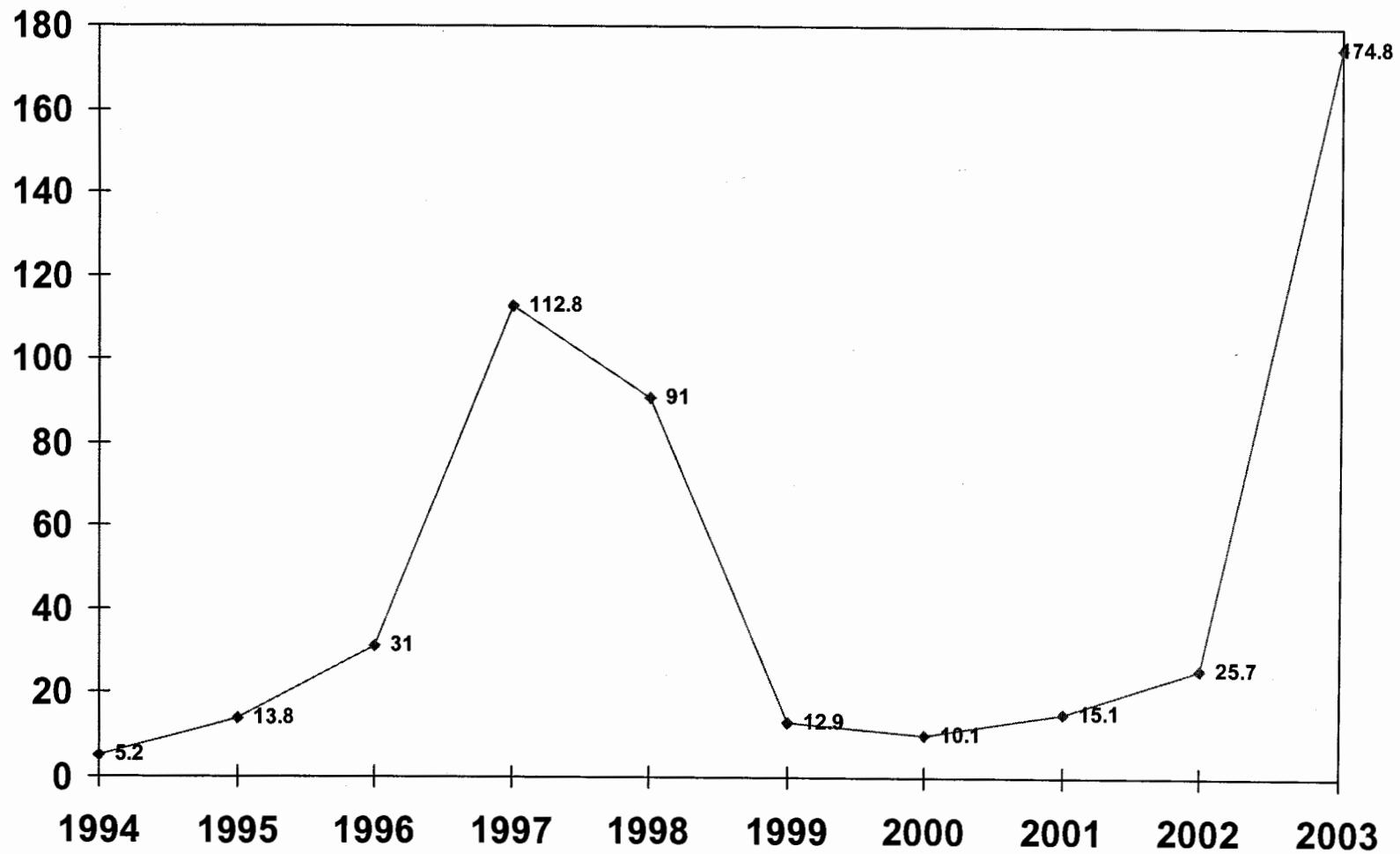
TOTALS MAY NOT ADD DUE TO ROUNDING

* LESS THAN \$500

PAGE 90

AS OF 30 SEP 03

MILITARY ASSISTANCE PROGRAM DEL/EXP
INCLUDES MASF, EMERGENCY DRAWDOWNS, AND OTHER GRANT ASSISTANCE
(Dollars in Millions)



MILITARY ASSISTANCE PROGRAM DELIVERIES/EXPENDITURES
INCLUDES MASF, EMERGENCY DRAWDOWNS, AND OTHER GRANT ASSISTANCE; EXCLUDES TRAINING

(DOLLARS IN THOUSANDS)

	FY 1950 FY 1993	FY 1994	FY 1995	FY 1996	FY 1997	FY 1998
<u>WORLDWIDE</u>	<u>54,812,369</u>	<u>5,269</u>	<u>13,866</u>	<u>31,027</u>	<u>112,805</u>	<u>90,697</u>
<u>EAST ASIA AND PACIFIC</u>	<u>28,863,580</u>	-	-	10	-	-
CAMBODIA	1,177,163	-	-	-	-	-
INDOCHINA	708,977	-	-	-	-	-
INDONESIA	192,322	-	-	-	-	-
JAPAN	810,276	-	-	-	-	-
KOREA (SEOUL) A/	5,323,053	-	-	-	-	-
LAOS A/	1,460,076	-	-	10	-	-
MYANMAR	72,134	-	-	-	-	-
REP OF PHILIPPINES A/	622,064	-	-	-	-	-
TAIWAN	2,554,637	-	-	-	-	-
THAILAND A/	1,169,028	-	-	-	-	-
VIETNAM A/	14,773,851	-	-	-	-	-
<u>NEAR EAST AND SOUTH ASIA</u>	<u>2,333,737</u>	<u>1,424</u>	<u>2,152</u>	<u>10,765</u>	<u>18,881</u>	<u>50,201</u>
AFGHANISTAN	2	-	-	-	-	-
BANGLADESH	3,969	-	55	-	-	-
EGYPT	-	1,424	1,607	-	-	-
INDIA	90,256	-	-	-	-	-
IRAN	766,733	-	-	-	-	-
IRAQ	45,208	-	-	-	2,543	-
ISRAEL	160,022	-	350	100	-	-
JORDAN	489,891	-	-	10,665	16,338	50,201
LEBANON	13,585	-	-	-	-	-
LIBYA	12,624	-	-	-	-	-
MOROCCO	29,600	-	-	-	-	-
NEPAL	1,678	-	140	-	-	-
PAKISTAN	652,831	-	-	-	-	-
SAUDI ARABIA	23,868	-	-	-	-	-
SRI LANKA	3,167	-	-	-	-	-
TUNISIA	40,304	-	-	-	-	-
<u>EUROPE</u>	<u>18,862,781</u>	-	<u>5,564</u>	<u>15,552</u>	<u>64,388</u>	<u>2,678</u>
AUSTRIA	96,310	-	-	-	-	-
BELGIUM	1,203,784	-	-	-	-	-
BOSNIA-HERZEGOVINA	-	-	-	15,552	64,388	2,678
DENMARK	587,274	-	-	-	-	-
FRANCE	4,045,066	-	676	-	-	-
GEORGIA	-	-	-	-	-	-
GERMANY	884,774	-	-	-	-	-
GREECE	1,673,183	-	-	-	-	-
ITALY	2,243,742	-	-	-	-	-
LUXEMBOURG	7,753	-	-	-	-	-
NETHERLANDS	1,178,056	-	-	-	-	-

TOTALS MAY NOT ADD DUE TO ROUNDING

* LESS THAN \$500

MILITARY ASSISTANCE PROGRAM DELIVERIES/EXPENDITURES
INCLUDES MASF, EMERGENCY DRAWDOWNS, AND OTHER GRANT ASSISTANCE; EXCLUDES TRAINING

(DOLLARS IN THOUSANDS)

<u>FY 1999</u>	<u>FY 2000</u>	<u>FY 2001</u>	<u>FY 2002</u>	<u>FY 2003</u>	<u>FY 1950</u> <u>FY 2003</u>	
12,939	10,150	15,065	25,742	174,769	55,304,698	<u>WORLDWIDE</u>
-	-	-	-	-	28,863,590	<u>EAST ASIA AND PACIFIC</u>
-	-	-	-	-	1,177,163	CAMBODIA
-	-	-	-	-	708,977	INDOCHINA
-	-	-	-	-	192,322	INDONESIA
-	-	-	-	-	810,276	JAPAN
-	-	-	-	-	5,323,053	KOREA (SEOUL) A/
-	-	-	-	-	1,460,086	LAOS A/
-	-	-	-	-	72,134	MYANMAR
-	-	-	-	-	622,064	REP OF PHILIPPINES A/
-	-	-	-	-	2,554,637	TAIWAN
-	-	-	-	-	1,169,028	THAILAND A/
-	-	-	-	-	14,773,851	VIETNAM A/
7,522	9,596	14,524	12,787	159,918	2,621,507	<u>NEAR EAST AND SOUTH ASIA</u>
-	-	-	802	138,500	139,304	AFGHANISTAN
-	-	-	-	-	4,024	BANGLADESH
-	-	-	*	-	3,030	EGYPT
-	-	-	-	-	90,256	INDIA
-	-	-	-	-	766,733	IRAN
-	-	-	922	19,959	68,632	IRAQ
-	-	-	-	-	160,472	ISRAEL
7,450	8,195	11,420	8,337	1,280	603,776	JORDAN
-	-	-	-	-	13,585	LEBANON
-	-	-	-	-	12,624	LIBYA
-	-	-	-	-	29,600	MOROCCO
-	-	-	-	-	1,818	NEPAL
-	-	-	-	-	652,831	PAKISTAN
-	-	-	-	-	23,868	SAUDI ARABIA
-	-	-	-	-	3,167	SRI LANKA
71	1,400	3,104	2,726	179	47,785	TUNISIA
54	-	-	10,329	-	18,961,347	<u>EUROPE</u>
-	-	-	-	-	96,310	AUSTRIA
-	-	-	-	-	1,203,784	BELGIUM
54	-	-	160	-	82,833	BOSNIA-HERZEGOVINA
-	-	-	-	-	587,274	DENMARK
-	-	-	-	-	4,045,743	FRANCE
-	-	-	10,169	-	10,169	GEORGIA
-	-	-	-	-	884,774	GERMANY
-	-	-	-	-	1,673,183	GREECE
-	-	-	-	-	2,243,742	ITALY
-	-	-	-	-	7,753	LUXEMBOURG
-	-	-	-	-	1,178,056	NETHERLANDS

TOTALS MAY NOT ADD DUE TO ROUNDING

* LESS THAN \$500

MILITARY ASSISTANCE PROGRAM DELIVERIES/EXPENDITURES (CONTINUED)
INCLUDES MASF, EMERGENCY DRAWDOWNS, AND OTHER GRANT ASSISTANCE; EXCLUDES TRAINING

(DOLLARS IN THOUSANDS)

	<u>FY 1950</u> <u>FY 1993</u>	<u>FY 1994</u>	<u>FY 1995</u>	<u>FY 1996</u>	<u>FY 1997</u>	<u>FY 1998</u>
<u>EUROPE (CONTINUED)</u>						
NORWAY	862,177	-	-	-	-	-
PORTUGAL	523,068	-	-	-	-	-
SPAIN	689,885	-	-	-	-	-
TURKEY	3,165,286	-	-	-	-	-
UNITED KINGDOM	1,012,855	-	4,887	-	-	-
YUGOSLAVIA	689,570	-	-	-	-	-
<u>AFRICA</u>	<u>283,913</u>	<u>3,750</u>	<u>-</u>	<u>1,525</u>	<u>2,298</u>	<u>-</u>
BENIN	55	-	-	-	2	-
BURKINA FASO	57	-	-	-	-	-
CAMEROON	239	-	-	-	-	-
CHAD	52,099	-	-	-	-	-
CONGO (KINSHASA)	23,308	-	-	-	-	-
ERITREA	-	-	-	1,525	-	-
ETHIOPIA	182,948	-	-	-	-	-
GHANA	-	-	-	-	-	-
GUINEA	810	-	-	-	-	-
IVORY COAST	54	-	-	-	-	-
LIBERIA	6,249	-	-	-	-	-
MALI	1,865	-	-	-	-	-
NIGER	52	-	-	-	-	-
NIGERIA	-	-	-	-	-	-
SENEGAL	10,706	-	-	-	164	-
SIERRA LEONE	-	-	-	-	-	-
SOMALIA	3,750	3,750	-	-	-	-
SUDAN	1,721	-	-	-	-	-
UGANDA	-	-	-	-	2,133	-
<u>WESTERN HEMISPHERE</u>	<u>864,704</u>	<u>95</u>	<u>6,150</u>	<u>3,175</u>	<u>20,593</u>	<u>37,226</u>
ANTIGUA & BARBUDA	-	-	1	-	-	369
ARGENTINA	34,020	-	14	-	-	-
BAHAMAS	-	-	4	-	-	-
BARBADOS	-	-	3	-	-	150
BELIZE	392	-	3	-	-	-
BOLIVIA	39,459	-	15	-	-	4,634
BRAZIL	207,163	-	-	-	-	148
CHILE	83,931	-	-	-	-	-
COLOMBIA	141,064	-	-	-	13,304	22,879
COSTA RICA	930	-	-	-	-	-
CUBA	8,552	-	-	-	-	-
DOMINICA	-	-	*	-	-	31
DOMINICAN REPUBLIC	21,549	95	4,771	-	1,434	309
ECUADOR	34,895	-	-	-	-	2,430

TOTALS MAY NOT ADD DUE TO ROUNDING

* LESS THAN \$500

MILITARY ASSISTANCE PROGRAM DELIVERIES/EXPENDITURES (CONTINUED)
INCLUDES MASF, EMERGENCY DRAWDOWNS, AND OTHER GRANT ASSISTANCE; EXCLUDES TRAINING

(DOLLARS IN THOUSANDS)

<u>FY 1999</u>	<u>FY 2000</u>	<u>FY 2001</u>	<u>FY 2002</u>	<u>FY 2003</u>	<u>FY 1950</u> <u>FY 2003</u>	
-	-	-	-	-	862,177	NORWAY
-	-	-	-	-	523,068	PORTUGAL
-	-	-	-	-	689,885	SPAIN
-	-	-	-	-	3,165,286	TURKEY
-	-	-	-	-	1,017,742	UNITED KINGDOM
-	-	-	-	-	689,570	YUGOSLAVIA
<u>1,612</u>	<u>364</u>	<u>29</u>	<u>2,424</u>	<u>481</u>	<u>296,397</u>	AFRICA
-	-	-	-	-	57	BENIN
-	-	-	-	-	57	BURKINA FASO
-	-	-	-	-	239	CAMEROON
-	-	-	-	-	52,099	CHAD
-	-	-	-	-	23,308	CONGO (KINSHASA)
-	-	-	-	-	1,525	ERITREA
-	-	-	-	-	182,958	ETHIOPIA
-	-	-	1,000	481	1,481	GHANA
-	-	-	-	-	810	GUINEA
-	-	-	-	-	54	IVORY COAST
-	-	-	-	-	6,249	LIBERIA
-	-	-	-	-	1,865	MALI
-	-	-	-	-	52	NIGER
-	-	-	1,424	-	1,424	NIGERIA
-	-	-	-	-	10,869	SENEGAL
1,612	364	29	-	-	2,005	SIERRA LEONE
-	-	-	-	-	7,500	SOMALIA
-	-	-	-	-	1,721	SUDAN
-	-	-	-	-	2,133	UGANDA
<u>3,752</u>	<u>190</u>	<u>392</u>	<u>185</u>	<u>14,280</u>	<u>950,742</u>	WESTERN HEMISPHERE
-	-	-	-	11,735	12,105	ANTIGUA & BARBUDA
-	-	-	-	-	34,034	ARGENTINA
-	-	-	-	-	4	BAHAMAS
-	62	-	-	-	216	BARBADOS
-	-	-	-	-	395	BELIZE
-	-	-	-	-	44,109	BOLIVIA
-	-	-	-	-	207,311	BRAZIL
-	-	-	-	-	83,931	CHILE
2,175	-	337	35	2,422	182,216	COLOMBIA
-	-	-	-	-	930	COSTA RICA
-	-	-	-	-	8,552	CUBA
-	2	-	-	-	33	DOMINICA
-	-	-	-	31	28,189	DOMINICAN REPUBLIC
1,052	-	-	150	-	38,527	ECUADOR

TOTALS MAY NOT ADD DUE TO ROUNDING

* LESS THAN \$500

MILITARY ASSISTANCE PROGRAM DELIVERIES/EXPENDITURES (CONTINUED)
INCLUDES MASF, EMERGENCY DRAWDOWNS, AND OTHER GRANT ASSISTANCE; EXCLUDES TRAINING

(DOLLARS IN THOUSANDS)

	FY 1950 FY 1993	FY 1994	FY 1995	FY 1996	FY 1997	FY 1998
<u>WESTERN HEMISPHERE (CONTINUED)</u>						
EL SALVADOR	74,238	-	-	-	-	-
GRENADA	-	-	1	-	-	55
GUATEMALA	16,247	-	77	-	-	586
GUYANA	-	-	-	-	-	-
HAITI	2,427	-	605	-	-	-
HONDURAS	25,039	-	-	-	-	-
JAMAICA	11,394	-	590	-	-	21
MEXICO	26,265	-	-	-	5,815	-
NICARAGUA	7,668	-	-	-	-	-
PANAMA	4,392	-	-	-	-	-
PARAGUAY	9,325	-	-	-	-	-
PERU	74,952	-	-	1,064	40	5,519
ST KITTS AND NEVIS	-	-	-	-	-	74
ST LUCIA	-	-	-	-	-	21
ST VINCENT + GREN.	-	-	-	-	-	-
TRINIDAD + TOBAGO	-	-	66	-	-	-
URUGUAY	40,770	-	-	-	-	-
VENEZUELA	33	-	-	2,110	-	-
<u>INTERNATL. ORG. AND VARIOUS</u>	<u>1,601,449</u>	<u>-</u>	<u>-</u>	<u>-</u>	<u>6,278</u>	<u>-</u>
<u>GEN. AND REG. COSTS</u>	<u>2,002,204</u>	<u>-</u>	<u>-</u>	<u>-</u>	<u>368</u>	<u>593</u>

NOTE: INCLUDED IN THE DATA FOR FY 1991, 1992 AND 1993 ARE TRANSFERS OF EXCESS DEFENSE ARTICLES (EDA) UNDER SECTION 519 OF THE FOREIGN ASSISTANCE ACT OF 1961, AS AMENDED. THESE EDA TRANSFERS ARE INTENDED TO HELP MODERNIZE THE MILITARY CAPABILITIES OF COUNTRIES WHICH ARE RECIPIENTS OF FOREIGN MILITARY FINANCING (FMF).

A/ DURING THE PERIOD FY 66-75, GRANT AID FUNDING IN SUPPORT OF ACTIVITIES IN SOUTHEAST ASIA WAS A PART OF THE REGULAR DOD APPROPRIATION AND WAS IDENTIFIED FOR PROGRAMMING PURPOSES AS MILITARY ASSISTANCE SERVICE FUNDED (MASF) PROGRAMS. THE FUNDS WERE USED FOR PROVIDING MILITARY EQUIPMENT AND RELATED SERVICES AND TRAINING TO THOSE COUNTRIES ENGAGED IN THE HOSTILITIES IN SOUTHEAST ASIA, I.E., KOREA, LAOS, PHILIPPINES, THAILAND, AND VIETNAM. ALSO INCLUDED ARE TRANSFERS TO KOREA UNDER SECTION 3, P.L. 91-952, DATED JANUARY 5, 1971 AND SECTION 23 OF P.L. 95-384, DATED SEPTEMBER 26, 1978, AS WELL AS THE TRANSFER OF AMMUNITION TO THAILAND UNDER SECTION 24 OF P.L. 96-92, DATED OCTOBER 29, 1979.

TOTALS MAY NOT ADD DUE TO ROUNDING

* LESS THAN \$500

MILITARY ASSISTANCE PROGRAM DELIVERIES/EXPENDITURES (CONTINUED)
INCLUDES MASF, EMERGENCY DRAWDOWNS, AND OTHER GRANT ASSISTANCE; EXCLUDES TRAINING

(DOLLARS IN THOUSANDS)

<u>FY 1999</u>	<u>FY 2000</u>	<u>FY 2001</u>	<u>FY 2002</u>	<u>FY 2003</u>	<u>FY 1950</u> <u>FY 2003</u>	
-	-	-	-	-	74,238	WESTERN HEMISPHERE (CONTINUED)
-	-	-	-	-	56	EL SALVADOR
-	-	-	-	-	16,909	GRENADA
7	-	-	-	-	7	GUATEMALA
-	-	-	-	-	3,032	GUYANA
316	-	-	-	-	25,355	HAITI
-	-	-	-	-	12,005	HONDURAS
-	-	-	-	-	32,079	JAMAICA
-	-	-	-	-	7,668	MEXICO
70	-	-	-	-	4,462	NICARAGUA
-	-	-	-	-	9,325	PANAMA
132	-	55	-	24	81,785	PARAGUAY
-	-	-	-	-	74	PERU
-	-	-	-	-	21	ST KITTS AND NEVIS
-	-	-	-	68	68	ST LUCIA
-	-	-	-	-	66	ST VINCENT + GREN.
-	-	-	-	-	40,770	TRINIDAD + TOBAGO
-	126	-	-	-	2,269	URUGUAY
-	-	-	-	-		VENEZUELA
-	-	120	16	90	1,607,953	INTERNATL. ORG. AND VARIOUS
-	-	-	1	-	2,003,165	GEN. AND REG. COSTS

TOTALS MAY NOT ADD DUE TO ROUNDING

* LESS THAN \$500

MAP EXCESS DEFENSE ARTICLES PROGRAM - ACQUISITION COST
INCLUDES MILITARY ASSISTANCE SERVICE FUNDED

(DOLLARS IN THOUSANDS)

	<u>FY 1950</u> <u>FY 1993</u>	<u>FY 1994</u>	<u>FY 1995</u>	<u>FY 1996</u>	<u>FY 1997</u>	<u>FY 1998</u>
<u>WORLDWIDE</u>	6,534,403	-	-	-	-	-
<u>EAST ASIA AND PACIFIC</u>	3,475,217	-	-	-	-	-
CAMBODIA	85,221	-	-	-	-	-
INDOCHINA	21,882	-	-	-	-	-
INDONESIA	34,003	-	-	-	-	-
JAPAN	174,979	-	-	-	-	-
KOREA (SEOUL) A/	663,885	-	-	-	-	-
LAOS A/	97,805	-	-	-	-	-
MYANMAR	12,250	-	-	-	-	-
REP OF PHILIPPINES A/	98,489	-	-	-	-	-
TAIWAN	941,286	-	-	-	-	-
THAILAND A/	244,955	-	-	-	-	-
VIETNAM A/	1,100,462	-	-	-	-	-
<u>NEAR EAST AND SOUTH ASIA</u>	182,427	-	-	-	-	-
INDIA	21,995	-	-	-	-	-
IRAN	61,632	-	-	-	-	-
IRAQ	3,342	-	-	-	-	-
JORDAN	45,557	-	-	-	-	-
LEBANON	309	-	-	-	-	-
LIBYA	2,195	-	-	-	-	-
MOROCCO	11,943	-	-	-	-	-
NEPAL	2	-	-	-	-	-
PAKISTAN	26,827	-	-	-	-	-
SAUDI ARABIA	1,765	-	-	-	-	-
SRI LANKA	2	-	-	-	-	-
TUNISIA	6,858	-	-	-	-	-
<u>EUROPE</u>	2,316,656	-	-	-	-	-
AUSTRIA	8,155	-	-	-	-	-
BELGIUM	21,327	-	-	-	-	-
DENMARK	20,935	-	-	-	-	-
FRANCE	289,843	-	-	-	-	-
GERMANY	718	-	-	-	-	-
GREECE	451,064	-	-	-	-	-
ITALY	214,639	-	-	-	-	-
LUXEMBOURG	178	-	-	-	-	-
NETHERLANDS	44,003	-	-	-	-	-
NORWAY	44,051	-	-	-	-	-
PORTUGAL	168,252	-	-	-	-	-
SPAIN	97,707	-	-	-	-	-
TURKEY	855,307	-	-	-	-	-
UNITED KINGDOM	72,950	-	-	-	-	-
YUGOSLAVIA	27,527	-	-	-	-	-

TOTALS MAY NOT ADD DUE TO ROUNDING

* LESS THAN \$500

MAP EXCESS DEFENSE ARTICLES PROGRAM - ACQUISITION COST
INCLUDES MILITARY ASSISTANCE SERVICE FUNDED

(DOLLARS IN THOUSANDS)

<u>FY 1999</u>	<u>FY 2000</u>	<u>FY 2001</u>	<u>FY 2002</u>	<u>FY 2003</u>	<u>FY 1950</u> <u>FY 2003</u>	
-	-	-	-	-	6,534,403	<u>WORLDWIDE</u>
-	-	-	-	-	3,475,217	<u>EAST ASIA AND PACIFIC</u>
-	-	-	-	-	85,221	CAMBODIA
-	-	-	-	-	21,882	INDOCHINA
-	-	-	-	-	34,003	INDONESIA
-	-	-	-	-	174,979	JAPAN
-	-	-	-	-	663,885	KOREA (SEOUL) A/
-	-	-	-	-	97,805	LAOS A/
-	-	-	-	-	12,250	MYANMAR
-	-	-	-	-	98,489	REP OF PHILIPPINES A/
-	-	-	-	-	941,286	TAIWAN
-	-	-	-	-	244,955	THAILAND A/
-	-	-	-	-	1,100,462	VIETNAM A/
-	-	-	-	-	182,427	<u>NEAR EAST AND SOUTH ASIA</u>
-	-	-	-	-	21,995	INDIA
-	-	-	-	-	61,632	IRAN
-	-	-	-	-	3,342	IRAQ
-	-	-	-	-	45,557	JORDAN
-	-	-	-	-	309	LEBANON
-	-	-	-	-	2,195	LIBYA
-	-	-	-	-	11,943	MOROCCO
-	-	-	-	-	2	NEPAL
-	-	-	-	-	26,827	PAKISTAN
-	-	-	-	-	1,765	SAUDI ARABIA
-	-	-	-	-	2	SRI LANKA
-	-	-	-	-	6,858	TUNISIA
-	-	-	-	-	2,316,656	<u>EUROPE</u>
-	-	-	-	-	8,155	AUSTRIA
-	-	-	-	-	21,327	BELGIUM
-	-	-	-	-	20,935	DENMARK
-	-	-	-	-	289,843	FRANCE
-	-	-	-	-	718	GERMANY
-	-	-	-	-	451,064	GREECE
-	-	-	-	-	214,639	ITALY
-	-	-	-	-	178	LUXEMBOURG
-	-	-	-	-	44,003	NETHERLANDS
-	-	-	-	-	44,051	NORWAY
-	-	-	-	-	168,252	PORTUGAL
-	-	-	-	-	97,707	SPAIN
-	-	-	-	-	855,307	TURKEY
-	-	-	-	-	72,950	UNITED KINGDOM
-	-	-	-	-	27,527	YUGOSLAVIA

TOTALS MAY NOT ADD DUE TO ROUNDING

* LESS THAN \$500

MAP EXCESS DEFENSE ARTICLES PROGRAM - ACQUISITION COST (CONTINUED)
INCLUDES MILITARY ASSISTANCE SERVICE FUNDED

(DOLLARS IN THOUSANDS)

	FY 1950 FY 1993	FY 1994	FY 1995	FY 1996	FY 1997	FY 1998
<u>AFRICA</u>	<u>36,414</u>	-	-	-	-	-
CAMEROON	4	-	-	-	-	-
CHAD	170	-	-	-	-	-
CONGO (KINSHASA)	5,213	-	-	-	-	-
ETHIOPIA	30,353	-	-	-	-	-
GUINEA	50	-	-	-	-	-
LIBERIA	390	-	-	-	-	-
MALI	201	-	-	-	-	-
SENEGAL	33	-	-	-	-	-
<u>WESTERN HEMISPHERE</u>	<u>231,623</u>	-	-	-	-	-
ARGENTINA	4,375	-	-	-	-	-
BOLIVIA	10,047	-	-	-	-	-
BRAZIL	83,092	-	-	-	-	-
CHILE	24,010	-	-	-	-	-
COLOMBIA	17,903	-	-	-	-	-
COSTA RICA	115	-	-	-	-	-
CUBA	5,516	-	-	-	-	-
DOMINICAN REPUBLIC	3,903	-	-	-	-	-
ECUADOR	10,364	-	-	-	-	-
EL SALVADOR	2,454	-	-	-	-	-
GUATEMALA	6,732	-	-	-	-	-
HAITI	195	-	-	-	-	-
HONDURAS	3,821	-	-	-	-	-
JAMAICA	4	-	-	-	-	-
MEXICO	50	-	-	-	-	-
NICARAGUA	5,233	-	-	-	-	-
PANAMA	1,673	-	-	-	-	-
PARAGUAY	11,182	-	-	-	-	-
PERU	20,277	-	-	-	-	-
URUGUAY	20,352	-	-	-	-	-
VENEZUELA	324	-	-	-	-	-
<u>INTERNATL. ORG. AND VARIOUS</u>	<u>529</u>	-	-	-	-	-
<u>GEN. AND REG. COSTS</u>	<u>291,537</u>	-	-	-	-	-

A/ DURING THE PERIOD FY 66-75, GRANT AID FUNDING IN SUPPORT OF ACTIVITIES IN SOUTHEAST ASIA WAS A PART OF THE REGULAR DOD APPROPRIATION AND WAS IDENTIFIED FOR PROGRAMMING PURPOSES AS MILITARY ASSISTANCE SERVICE FUNDED (MASF) PROGRAMS. THE FUNDS WERE USED FOR PROVIDING MILITARY EQUIPMENT AND RELATED SERVICES AND TRAINING TO THOSE COUNTRIES ENGAGED IN THE HOSTILITIES IN SOUTHEAST ASIA, I.E., KOREA, LAOS, PHILIPPINES, THAILAND, AND VIETNAM. ALSO INCLUDED ARE TRANSFERS TO KOREA UNDER SECTION 3, P.L. 91-952, DATED JANUARY 5, 1971 AND SECTION 23 OF P.L. 95-384, DATED SEPTEMBER 26, 1978, AS WELL AS THE TRANSFER OF AMMUNITION TO THAILAND UNDER SECTION 24 OF P.L. 96-92, DATED OCTOBER 29, 1979.

TOTALS MAY NOT ADD DUE TO ROUNDING

* LESS THAN \$500

MAP EXCESS DEFENSE ARTICLES PROGRAM - ACQUISITION COST (CONTINUED)
INCLUDES MILITARY ASSISTANCE SERVICE FUNDED

(DOLLARS IN THOUSANDS)

<u>FY 1999</u>	<u>FY 2000</u>	<u>FY 2001</u>	<u>FY 2002</u>	<u>FY 2003</u>	<u>FY 1950</u> <u>FY 2003</u>	
-	-	-	-	-	36,414	<u>AFRICA</u>
-	-	-	-	-	4	CAMEROON
-	-	-	-	-	170	CHAD
-	-	-	-	-	5,213	CONGO (KINSHASA)
-	-	-	-	-	30,353	ETHIOPIA
-	-	-	-	-	50	GUINEA
-	-	-	-	-	390	LIBERIA
-	-	-	-	-	201	MALI
-	-	-	-	-	33	SENEGAL
-	-	-	-	-	231,623	<u>WESTERN HEMISPHERE</u>
-	-	-	-	-	4,375	ARGENTINA
-	-	-	-	-	10,047	BOLIVIA
-	-	-	-	-	83,092	BRAZIL
-	-	-	-	-	24,010	CHILE
-	-	-	-	-	17,903	COLOMBIA
-	-	-	-	-	115	COSTA RICA
-	-	-	-	-	5,516	CUBA
-	-	-	-	-	3,903	DOMINICAN REPUBLIC
-	-	-	-	-	10,364	ECUADOR
-	-	-	-	-	2,454	EL SALVADOR
-	-	-	-	-	6,732	GUATEMALA
-	-	-	-	-	195	HAITI
-	-	-	-	-	3,821	HONDURAS
-	-	-	-	-	4	JAMAICA
-	-	-	-	-	50	MEXICO
-	-	-	-	-	5,233	NICARAGUA
-	-	-	-	-	1,673	PANAMA
-	-	-	-	-	11,182	PARAGUAY
-	-	-	-	-	20,277	PERU
-	-	-	-	-	20,352	URUGUAY
-	-	-	-	-	324	VENEZUELA
-	-	-	-	-	529	<u>INTERNATL. ORG. AND VARIOUS</u>
-	-	-	-	-	291,537	<u>GEN. AND REG. COSTS</u>

TOTALS MAY NOT ADD DUE TO ROUNDING

* LESS THAN \$500

MAP EXCESS DEFENSE ARTICLES DELIVERED - ACQUISITION COST
INCLUDES MILITARY ASSISTANCE SERVICE FUNDED

(DOLLARS IN THOUSANDS)

	<u>FY 1950</u> <u>FY 1993</u>	<u>FY 1994</u>	<u>FY 1995</u>	<u>FY 1996</u>	<u>FY 1997</u>	<u>FY 1998</u>
<u>WORLDWIDE</u>	<u>6,388,127</u>	-	-	-	-	-
<u>EAST ASIA AND PACIFIC</u>	<u>3,475,080</u>	-	-	-	-	-
CAMBODIA	85,221	-	-	-	-	-
INDOCHINA	21,882	-	-	-	-	-
INDONESIA	34,003	-	-	-	-	-
JAPAN	174,979	-	-	-	-	-
KOREA (SEOUL) A/	663,748	-	-	-	-	-
LAOS A/	97,805	-	-	-	-	-
MYANMAR	12,250	-	-	-	-	-
REP OF PHILIPPINES A/	98,489	-	-	-	-	-
TAIWAN	941,286	-	-	-	-	-
THAILAND A/	244,955	-	-	-	-	-
VIETNAM A/	1,100,462	-	-	-	-	-
<u>NEAR EAST AND SOUTH ASIA</u>	<u>182,427</u>	-	-	-	-	-
INDIA	21,995	-	-	-	-	-
IRAN	61,632	-	-	-	-	-
IRAQ	3,342	-	-	-	-	-
JORDAN	45,557	-	-	-	-	-
LEBANON	309	-	-	-	-	-
LIBYA	2,195	-	-	-	-	-
MOROCCO	11,943	-	-	-	-	-
NEPAL	2	-	-	-	-	-
PAKISTAN	26,827	-	-	-	-	-
SAUDI ARABIA	1,765	-	-	-	-	-
SRI LANKA	2	-	-	-	-	-
TUNISIA	6,858	-	-	-	-	-
<u>EUROPE</u>	<u>2,172,753</u>	-	-	-	-	-
AUSTRIA	8,155	-	-	-	-	-
BELGIUM	21,327	-	-	-	-	-
DENMARK	20,935	-	-	-	-	-
FRANCE	289,843	-	-	-	-	-
GERMANY	718	-	-	-	-	-
GREECE	451,064	-	-	-	-	-
ITALY	214,639	-	-	-	-	-
LUXEMBOURG	178	-	-	-	-	-
NETHERLANDS	44,003	-	-	-	-	-
NORWAY	44,051	-	-	-	-	-
PORTUGAL	25,240	-	-	-	-	-
SPAIN	97,707	-	-	-	-	-
TURKEY	854,416	-	-	-	-	-
UNITED KINGDOM	72,950	-	-	-	-	-
YUGOSLAVIA	27,527	-	-	-	-	-

TOTALS MAY NOT ADD DUE TO ROUNDING

* LESS THAN \$500

MAP EXCESS DEFENSE ARTICLES DELIVERED - ACQUISITION COST
INCLUDES MILITARY ASSISTANCE SERVICE FUNDED

(DOLLARS IN THOUSANDS)

<u>FY 1999</u>	<u>FY 2000</u>	<u>FY 2001</u>	<u>FY 2002</u>	<u>FY 2003</u>	<u>FY 1950</u> <u>FY 2003</u>	
-	-	-	-	-	6,388,127	<u>WORLDWIDE</u>
-	-	-	-	-	3,475,080	<u>EAST ASIA AND PACIFIC</u>
-	-	-	-	-	85,221	CAMBODIA
-	-	-	-	-	21,882	INDOCHINA
-	-	-	-	-	34,003	INDONESIA
-	-	-	-	-	174,979	JAPAN
-	-	-	-	-	663,748	KOREA (SEOUL) A/
-	-	-	-	-	97,805	LAOS A/
-	-	-	-	-	12,250	MYANMAR
-	-	-	-	-	98,489	REP OF PHILIPPINES A/
-	-	-	-	-	941,286	TAIWAN
-	-	-	-	-	244,955	THAILAND A/
-	-	-	-	-	1,100,462	VIETNAM A/
-	-	-	-	-	182,427	<u>NEAR EAST AND SOUTH ASIA</u>
-	-	-	-	-	21,995	INDIA
-	-	-	-	-	61,632	IRAN
-	-	-	-	-	3,342	IRAQ
-	-	-	-	-	45,557	JORDAN
-	-	-	-	-	309	LEBANON
-	-	-	-	-	2,195	LIBYA
-	-	-	-	-	11,943	MOROCCO
-	-	-	-	-	2	NEPAL
-	-	-	-	-	26,827	PAKISTAN
-	-	-	-	-	1,765	SAUDI ARABIA
-	-	-	-	-	2	SRI LANKA
-	-	-	-	-	6,858	TUNISIA
-	-	-	-	-	2,172,753	<u>EUROPE</u>
-	-	-	-	-	8,155	AUSTRIA
-	-	-	-	-	21,327	BELGIUM
-	-	-	-	-	20,935	DENMARK
-	-	-	-	-	289,843	FRANCE
-	-	-	-	-	718	GERMANY
-	-	-	-	-	451,064	GREECE
-	-	-	-	-	214,639	ITALY
-	-	-	-	-	178	LUXEMBOURG
-	-	-	-	-	44,003	NETHERLANDS
-	-	-	-	-	44,051	NORWAY
-	-	-	-	-	25,240	PORTUGAL
-	-	-	-	-	97,707	SPAIN
-	-	-	-	-	854,416	TURKEY
-	-	-	-	-	72,950	UNITED KINGDOM
-	-	-	-	-	27,527	YUGOSLAVIA

TOTALS MAY NOT ADD DUE TO ROUNDING

* LESS THAN \$500

MAP EXCESS DEFENSE ARTICLES DELIVERED - ACQUISITION COST (CONTINUED)
INCLUDES MILITARY ASSISTANCE SERVICE FUNDED

(DOLLARS IN THOUSANDS)

	FY 1950 FY 1993	FY 1994	FY 1995	FY 1996	FY 1997	FY 1998
<u>AFRICA</u>	36,244	-	-	-	-	-
CAMEROON	4	-	-	-	-	-
CONGO (KINSHASA)	5,213	-	-	-	-	-
ETHIOPIA	30,353	-	-	-	-	-
GUINEA	50	-	-	-	-	-
LIBERIA	390	-	-	-	-	-
MALI	201	-	-	-	-	-
SENEGAL	33	-	-	-	-	-
<u>WESTERN HEMISPHERE</u>	229,557	-	-	-	-	-
ARGENTINA	4,375	-	-	-	-	-
BOLIVIA	9,966	-	-	-	-	-
BRAZIL	83,092	-	-	-	-	-
CHILE	24,010	-	-	-	-	-
COLOMBIA	17,903	-	-	-	-	-
COSTA RICA	115	-	-	-	-	-
CUBA	5,516	-	-	-	-	-
DOMINICAN REPUBLIC	3,903	-	-	-	-	-
ECUADOR	10,364	-	-	-	-	-
EL SALVADOR	2,454	-	-	-	-	-
GUATEMALA	6,732	-	-	-	-	-
HAITI	195	-	-	-	-	-
HONDURAS	1,995	-	-	-	-	-
JAMAICA	4	-	-	-	-	-
MEXICO	50	-	-	-	-	-
NICARAGUA	5,081	-	-	-	-	-
PANAMA	1,673	-	-	-	-	-
PARAGUAY	11,176	-	-	-	-	-
PERU	20,277	-	-	-	-	-
URUGUAY	20,352	-	-	-	-	-
VENEZUELA	324	-	-	-	-	-
<u>INTERNATL. ORG. AND VARIOUS</u>	529	-	-	-	-	-
<u>GEN. AND REG. COSTS</u>	291,537	-	-	-	-	-

A/ DURING THE PERIOD FY 66-75, GRANT AID FUNDING IN SUPPORT OF ACTIVITIES IN SOUTHEAST ASIA WAS A PART OF THE REGULAR DOD APPROPRIATION AND WAS IDENTIFIED FOR PROGRAMMING PURPOSES AS MILITARY ASSISTANCE SERVICE FUNDED (MASF) PROGRAMS. THE FUNDS WERE USED FOR PROVIDING MILITARY EQUIPMENT AND RELATED SERVICES AND TRAINING TO THOSE COUNTRIES ENGAGED IN THE HOSTILITIES IN SOUTHEAST ASIA, I.E., KOREA, LAOS, PHILIPPINES, THAILAND, AND VIETNAM. ALSO INCLUDED ARE TRANSFERS TO KOREA UNDER SECTION 3, P.L. 91-952, DATED JANUARY 5, 1971 AND SECTION 23 OF P.L. 95-384, DATED SEPTEMBER 26, 1978, AS WELL AS THE TRANSFER OF AMMUNITION TO THAILAND UNDER SECTION 24 OF P.L. 96-92, DATED OCTOBER 29, 1979.

TOTALS MAY NOT ADD DUE TO ROUNDING

* LESS THAN \$500

MAP EXCESS DEFENSE ARTICLES DELIVERED - ACQUISITION COST (CONTINUED)
INCLUDES MILITARY ASSISTANCE SERVICE FUNDED

(DOLLARS IN THOUSANDS)

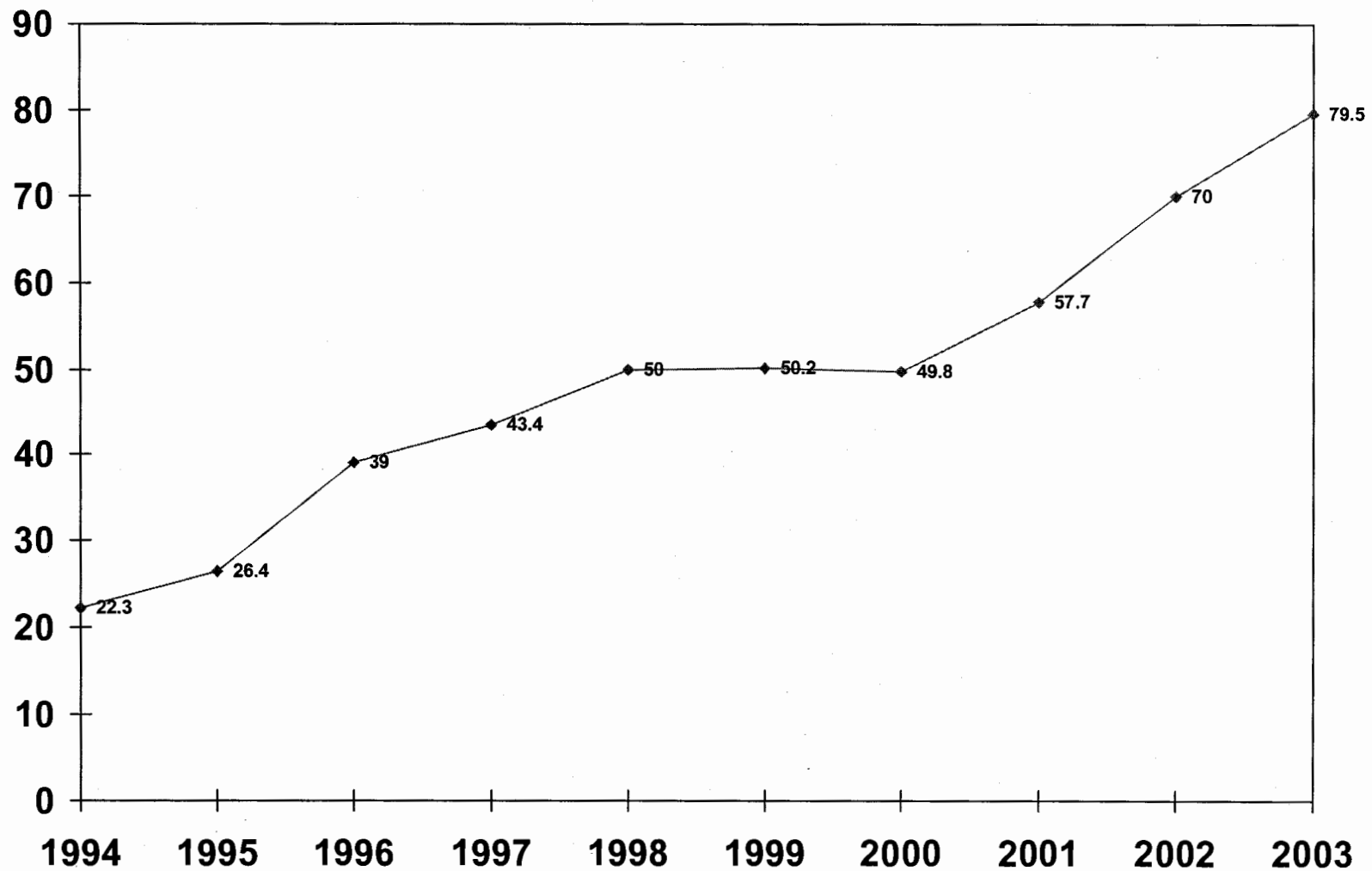
<u>FY 1999</u>	<u>FY 2000</u>	<u>FY 2001</u>	<u>FY 2002</u>	<u>FY 2003</u>	<u>FY 1950</u> <u>FY 2003</u>	
-	-	-	-	-	36,244	<u>AFRICA</u>
-	-	-	-	-	4	CAMEROON
-	-	-	-	-	5,213	CONGO (KINSHASA)
-	-	-	-	-	30,353	ETHIOPIA
-	-	-	-	-	50	GUINEA
-	-	-	-	-	390	LIBERIA
-	-	-	-	-	201	MALI
-	-	-	-	-	33	SENEGAL
-	-	-	-	-	229,557	<u>WESTERN HEMISPHERE</u>
-	-	-	-	-	4,375	ARGENTINA
-	-	-	-	-	9,966	BOLIVIA
-	-	-	-	-	83,092	BRAZIL
-	-	-	-	-	24,010	CHILE
-	-	-	-	-	17,903	COLOMBIA
-	-	-	-	-	115	COSTA RICA
-	-	-	-	-	5,516	CUBA
-	-	-	-	-	3,903	DOMINICAN REPUBLIC
-	-	-	-	-	10,364	ECUADOR
-	-	-	-	-	2,454	EL SALVADOR
-	-	-	-	-	6,732	GUATEMALA
-	-	-	-	-	195	HAITI
-	-	-	-	-	1,995	HONDURAS
-	-	-	-	-	4	JAMAICA
-	-	-	-	-	50	MEXICO
-	-	-	-	-	5,081	NICARAGUA
-	-	-	-	-	1,673	PANAMA
-	-	-	-	-	11,176	PARAGUAY
-	-	-	-	-	20,277	PERU
-	-	-	-	-	20,352	URUGUAY
-	-	-	-	-	324	VENEZUELA
-	-	-	-	-	529	<u>INTERNATL. ORG. AND VARIOUS</u>
-	-	-	-	-	291,537	<u>GEN. AND REG. COSTS</u>

TOTALS MAY NOT ADD DUE TO ROUNDING

* LESS THAN \$500

PAGE INTENTIONALLY LEFT BLANK

IMET PROGRAM/DELIVERIES
INCLUDES MASF AND EMERGENCY DRAWDOWNS
(Dollars in Millions)



INTERNATIONAL MILITARY EDUCATION AND TRAINING PROGRAM/DELIVERIES
INCLUDES MILITARY ASSISTANCE SERVICE FUNDED AND EMERGENCY DRAWDOWNS

(DOLLARS IN THOUSANDS)

	FY 1950 FY 1993	FY 1994	FY 1995	FY 1996	FY 1997	FY 1998
<u>WORLDWIDE</u>	<u>2,565,580</u>	<u>22,250</u>	<u>26,350</u>	<u>38,997</u>	<u>43,447</u>	<u>50,034</u>
<u>EAST ASIA AND PACIFIC</u>	<u>915,481</u>	<u>2,395</u>	<u>3,471</u>	<u>4,846</u>	<u>5,015</u>	<u>5,686</u>
CAMBODIA	14,603	122	273	551	463	-
EAST TIMOR	-	-	-	-	-	-
FIJI	398	-	-	-	-	-
INDOCHINA	598	-	-	-	-	-
INDONESIA	52,347	-	-	577	105	476
JAPAN	44,589	-	-	-	-	1,193
KOREA (SEOUL)	175,213	21	10	9	-	-
LAOS	42,814	-	-	-	-	-
MALAYSIA	11,709	318	504	613	631	939
MONGOLIA	216	50	98	70	365	425
MYANMAR	5,791	-	-	-	-	-
PAPUA NEW GUINEA	722	50	125	162	111	173
REP OF PHILIPPINES	61,421	876	1,193	1,210	1,295	1,278
SINGAPORE	486	10	20	20	-	-
SOLOMON ISLANDS	248	8	101	85	146	122
TAIWAN	103,156	-	-	-	-	-
THAILAND	98,497	895	999	1,445	1,600	1,985
TONGA	453	15	50	85	105	99
VANUATU	30	15	50	88	99	93
VIETNAM	302,142	-	-	-	-	-
WESTERN SAMOA	48	15	48	79	95	96
<u>NEAR EAST AND SOUTH ASIA</u>	<u>270,016</u>	<u>3,638</u>	<u>4,860</u>	<u>5,765</u>	<u>6,457</u>	<u>6,693</u>
AFGHANISTAN	5,616	-	-	-	-	-
ALGERIA	1,016	56	74	75	61	126
BAHRAIN	177	56	75	108	149	251
BANGLADESH	4,663	182	209	326	342	312
EGYPT	21,919	800	1,000	1,009	1,000	1,000
INDIA	9,450	152	208	357	404	177
IRAN	67,442	-	-	-	-	-
IRAQ	1,487	-	-	-	-	-
ISRAEL	218	-	-	-	-	-
JORDAN	29,311	800	1,003	1,202	1,655	1,600
LEBANON	8,870	304	394	474	547	550
LIBYA	2,795	-	-	-	-	-
MALDIVES	489	-	50	80	85	101
MOROCCO	30,973	528	724	830	812	907
NEPAL	1,987	106	96	140	196	196
OMAN	1,237	54	131	119	117	217
PAKISTAN	31,884	-	-	-	-	-
SAUDI ARABIA	12,456	-	-	-	-	-
SRI LANKA	2,511	100	96	179	200	214

TOTALS MAY NOT ADD DUE TO ROUNDING

* LESS THAN \$500

INTERNATIONAL MILITARY EDUCATION AND TRAINING PROGRAM/DELIVERIES
INCLUDES MILITARY ASSISTANCE SERVICE FUNDED AND EMERGENCY DRAWDOWNS

(DOLLARS IN THOUSANDS)

<u>FY 1999</u>	<u>FY 2000</u>	<u>FY 2001</u>	<u>FY 2002</u>	<u>FY 2003</u>	<u>FY 1950 FY 2003</u>	
50,159	49,810	57,748	70,000	79,480	3,053,855	<u>WORLDWIDE</u>
5,298	4,956	5,269	6,413	6,877	965,707	<u>EAST ASIA AND PACIFIC</u>
-	-	-	-	-	16,012	CAMBODIA
-	-	-	43	119	162	EAST TIMOR
15	78	-	-	-	491	FIJI
-	-	-	-	-	598	INDOCHINA
486	-	-	405	276	46,944	INDONESIA
-	-	-	-	-	47,282	JAPAN
-	-	-	-	-	175,253	KOREA (SEOUL)
-	-	-	-	-	42,814	LAOS
713	740	757	831	831	18,586	MALAYSIA
429	512	750	686	767	4,368	MONGOLIA
-	-	-	-	-	5,791	MYANMAR
156	177	160	206	256	2,297	PAPUA NEW GUINEA
6,348	1,415	1,436	12,025	2,400	90,897	REP OF PHILIPPINES
-	-	-	-	-	536	SINGAPORE
157	53	62	146	151	1,279	SOLOMON ISLANDS
-	-	-	-	-	103,156	TAIWAN
8,703	1,730	1,852	1,748	1,768	121,222	THAILAND
99	103	100	115	127	1,351	TONGA
87	63	64	95	106	790	VANUATU
-	-	-	-	-	302,142	VIETNAM
105	85	88	113	76	848	WESTERN SAMOA
7,141	7,227	7,754	10,621	13,789	343,959	<u>NEAR EAST AND SOUTH ASIA</u>
-	-	-	2,000	387	8,003	AFGHANISTAN
124	115	121	67	612	2,447	ALGERIA
228	216	249	395	448	2,352	BAHRAIN
394	456	507	648	772	8,811	BANGLADESH
1,040	1,006	1,119	1,217	1,232	32,342	EGYPT
241	489	498	1,012	1,000	13,988	INDIA
-	-	-	-	-	67,442	IRAN
-	5,000	-	-	-	6,487	IRAQ
-	-	-	-	-	218	ISRAEL
1,654	1,679	1,700	2,012	2,400	45,016	JORDAN
554	582	546	568	700	14,089	LEBANON
-	-	-	-	-	2,795	LIBYA
94	100	110	125	139	1,373	MALDIVES
927	904	521	1,041	1,575	39,742	MOROCCO
189	216	237	377	500	4,240	NEPAL
233	230	250	481	567	3,636	OMAN
174	-	-	894	990	33,942	PAKISTAN
-	-	-	24	22	12,502	SAUDI ARABIA
230	203	252	259	307	4,551	SRI LANKA

TOTALS MAY NOT ADD DUE TO ROUNDING

* LESS THAN \$500

INTERNATIONAL MILITARY EDUCATION AND TRAINING PROGRAM/DELIVERIES (CONTINUED)
INCLUDES MILITARY ASSISTANCE SERVICE FUNDED AND EMERGENCY DRAWDOWNS

(DOLLARS IN THOUSANDS)

	FY 1950 FY 1993	FY 1994	FY 1995	FY 1996	FY 1997	FY 1998
<u>NEAR EAST AND SOUTH ASIA (CONTINUED)</u>						
SYRIA	56	-	-	-	-	-
TUNISIA	23,285	500	800	816	837	900
YEMEN	12,173	-	-	50	52	142
<u>EUROPE</u>	<u>672,543</u>	<u>6,757</u>	<u>7,897</u>	<u>13,253</u>	<u>15,180</u>	<u>18,713</u>
ALBANIA	300	165	226	432	666	613
ARMENIA	-	-	-	-	-	-
AUSTRIA	1,847	10	15	15	-	-
AZERBAIJAN	-	-	-	-	-	-
BELARUS	97	100	94	279	273	61
BELGIUM	33,889	-	-	-	-	-
BOSNIA-HERZEGOVINA	-	-	-	259	500	600
BULGARIA	612	300	400	708	903	950
CROATIA	-	-	105	218	427	455
CZECH REPUBLIC	469	500	500	795	737	1,394
CZECHOSLOVAKIA	954	-	-	-	-	-
DENMARK	30,451	-	-	-	-	-
ESTONIA	149	152	180	386	572	689
FINLAND	744	10	15	14	-	-
FRANCE	107,987	-	-	-	-	-
GEORGIA	-	63	82	302	312	416
GERMANY	16,173	-	-	-	-	-
GREECE	59,646	100	48	54	28	31
HUNGARY	1,590	700	796	1,034	1,014	1,347
ICELAND	194	-	-	-	-	-
IRELAND	21	-	-	-	-	-
ITALY	46,566	-	-	-	-	-
KAZAKHSTAN	163	90	97	388	389	587
KYRGYZSTAN	-	50	60	231	257	336
LATVIA	160	195	197	388	535	751
LITHUANIA	219	150	196	498	523	664
LUXEMBOURG	550	-	-	-	-	-
MACEDONIA (FYROM)	-	-	125	249	319	457
MALTA	189	18	58	30	104	91
MOLDOVA	-	57	106	273	268	460
NETHERLANDS	39,100	-	-	-	-	-
NORWAY	31,652	-	-	-	-	-
POLAND	1,745	700	747	1,021	1,000	1,318
PORTUGAL	48,219	500	500	769	551	844
ROMANIA	309	312	460	758	922	1,094
RUSSIA	588	471	413	760	842	732
SLOVAKIA	128	296	253	471	621	621
SLOVENIA	82	113	150	253	400	654

TOTALS MAY NOT ADD DUE TO ROUNDING

* LESS THAN \$500

INTERNATIONAL MILITARY EDUCATION AND TRAINING PROGRAM/DELIVERIES (CONTINUED)
INCLUDES MILITARY ASSISTANCE SERVICE FUNDED AND EMERGENCY DRAWDOWNS

(DOLLARS IN THOUSANDS)

<u>FY 1999</u>	<u>FY 2000</u>	<u>FY 2001</u>	<u>FY 2002</u>	<u>FY 2003</u>	<u>FY 1950</u> <u>FY 2003</u>	
-	-	-	-	-	56	SYRIA
937	906	968	1,013	1,500	32,462	TUNISIA
122	125	198	488	638	13,988	YEMEN
18,450	19,438	22,552	26,818	31,545	853,146	EUROPE
650	646	800	866	957	6,721	ALBANIA
-	-	-	75	659	734	ARMENIA
-	-	-	-	-	1,887	AUSTRIA
-	-	-	377	878	1,255	AZERBAIJAN
-	-	-	-	-	904	BELARUS
-	-	-	-	-	33,889	BELGIUM
632	601	1,109	800	796	5,297	BOSNIA-HERZEGOVINA
974	1,000	1,599	1,212	1,324	9,981	BULGARIA
435	514	1,032	593	700	4,479	CROATIA
1,227	1,441	1,370	1,800	1,929	12,162	CZECH REPUBLIC
-	-	-	-	-	954	CZECHOSLOVAKIA
-	-	-	-	-	30,451	DENMARK
675	789	750	1,036	1,099	6,477	ESTONIA
-	-	-	-	-	783	FINLAND
-	-	-	-	-	67,987	FRANCE
394	409	481	889	1,184	4,532	GEORGIA
-	-	-	-	-	16,173	GERMANY
25	25	25	499	594	61,075	GREECE
1,500	1,398	1,394	1,789	1,888	14,450	HUNGARY
-	-	-	-	-	194	ICELAND
-	-	-	-	-	21	IRELAND
-	-	-	-	-	46,566	ITALY
540	567	583	893	872	5,169	KAZAKHSTAN
383	358	380	600	1,068	3,723	KYRGYZSTAN
729	749	815	1,047	1,091	6,657	LATVIA
727	750	797	1,019	1,087	6,630	LITHUANIA
-	-	-	-	-	550	LUXEMBOURG
448	504	541	579	676	3,898	MACEDONIA (FYROM)
109	100	136	295	292	1,422	MALTA
485	487	630	889	988	4,643	MOLDOVA
-	-	-	-	-	39,100	NETHERLANDS
-	-	-	-	-	31,652	NORWAY
1,600	1,670	1,318	1,891	2,172	15,182	POLAND
700	656	594	720	850	54,903	PORTUGAL
1,111	1,093	1,544	1,356	1,651	10,610	ROMANIA
228	717	156	-	777	5,684	RUSSIA
623	633	992	845	920	6,403	SLOVAKIA
650	579	1,022	827	936	5,666	SLOVENIA

TOTALS MAY NOT ADD DUE TO ROUNDING

* LESS THAN \$500

INTERNATIONAL MILITARY EDUCATION AND TRAINING PROGRAM/DELIVERIES (CONTINUED)
INCLUDES MILITARY ASSISTANCE SERVICE FUNDED AND EMERGENCY DRAWDOWNS

(DOLLARS IN THOUSANDS)

	FY 1950 FY 1993	FY 1994	FY 1995	FY 1996	FY 1997	FY 1998
<u>EUROPE (CONTINUED)</u>						
SPAIN	67,639	49	52	49	-	-
TAJIKISTAN	-	-	-	-	-	-
TURKEY	152,955	1,006	1,102	1,095	1,454	1,505
TURKMENISTAN	-	50	118	213	262	336
UKRAINE	456	600	707	1,019	1,015	1,250
UNITED KINGDOM	21,624	-	-	-	-	-
UZBEKISTAN	-	-	95	293	286	457
YUGOSLAVIA	5,076	-	-	-	-	-
<u>AFRICA</u>	<u>144,669</u>	<u>4,021</u>	<u>4,955</u>	<u>6,016</u>	<u>7,093</u>	<u>7,989</u>
ANGOLA	-	-	-	-	174	-
BENIN	773	99	161	281	350	376
BOTSWANA	4,205	364	440	454	391	540
BURKINA FASO	960	-	-	-	-	-
BURUNDI	1,763	-	44	71	-	-
CAMEROON	2,866	100	-	83	104	142
CAPE VERDE	923	-	75	64	208	153
CENTRAL AFRICAN REP	1,641	-	186	110	158	150
CHAD	3,312	225	62	-	27	100
COMOROS	458	-	-	64	76	101
CONGO (BRAZZAVILLE)	634	109	150	162	147	-
CONGO (KINSHASA)	18,121	-	-	-	-	-
DJIBOUTI	1,514	106	125	150	94	103
EQUATORIAL GUINEA	815	-	-	-	-	-
ERITREA	-	82	200	261	413	409
ETHIOPIA	22,861	113	248	327	313	279
GABON	1,299	-	-	-	-	-
GAMBIA	751	100	-	-	-	-
GHANA	4,295	229	222	257	243	288
GUINEA	1,681	88	155	35	55	70
GUINEA-BISSAU	797	102	75	88	119	64
IVORY COAST	1,873	150	120	151	170	211
KENYA	16,123	288	283	297	304	443
LESOTHO	589	-	32	72	76	75
LIBERIA	9,401	-	-	-	-	-
MADAGASCAR	1,058	-	-	102	113	146
MALAWI	1,868	125	125	154	228	284
MALI	3,093	134	163	155	152	275
MAURITANIA	769	-	-	-	-	-
MAURITIUS	157	-	-	-	22	63
MOZAMBIQUE	448	-	138	203	204	178
NAMIBIA	706	220	126	190	188	203
NIGER	3,548	200	189	11	-	-

TOTALS MAY NOT ADD DUE TO ROUNDING

* LESS THAN \$500

INTERNATIONAL MILITARY EDUCATION AND TRAINING PROGRAM/DELIVERIES (CONTINUED)
INCLUDES MILITARY ASSISTANCE SERVICE FUNDED AND EMERGENCY DRAWDOWNS

(DOLLARS IN THOUSANDS)

<u>FY 1999</u>	<u>FY 2000</u>	<u>FY 2001</u>	<u>FY 2002</u>	<u>FY 2003</u>	<u>FY 1950</u> <u>FY 2003</u>	
-	-	-	-	-	67,789	EUROPE (CONTINUED)
-	-	-	259	339	598	SPAIN
1,514	1,554	1,689	2,756	2,800	169,430	TAJIKISTAN
261	313	258	388	216	2,415	TURKEY
1,304	1,338	1,443	1,638	1,698	12,468	TURKMENISTAN
-	-	-	-	-	53,624	UKRAINE
526	547	494	880	1,104	4,682	UNITED KINGDOM
35,000	-	-	-	-	40,076	UZBEKISTAN
						YUGOSLAVIA
<u>8,463</u>	<u>7,543</u>	<u>8,533</u>	<u>10,332</u>	<u>9,867</u>	<u>219,480</u>	AFRICA
-	-	-	-	152	326	ANGOLA
372	356	384	502	382	4,036	BENIN
562	38,079	663	692	716	47,106	BOTSWANA
-	-	-	-	-	960	BURKINA FASO
-	-	-	-	-	1,878	BURUNDI
184	189	223	193	306	4,390	CAMEROON
70	123	126	146	143	2,031	CAPE VERDE
81	103	116	128	13	2,685	CENTRAL AFRICAN REP
87	100	173	216	253	4,555	CHAD
14	-	-	-	-	713	COMOROS
-	-	86	140	108	1,536	CONGO (BRAZZAVILLE)
-	-	-	-	-	18,121	CONGO (KINSHASA)
123	163	132	163	154	2,827	DJIBOUTI
-	-	-	-	-	815	EQUATORIAL GUINEA
439	27	155	340	181	2,507	ERITREA
516	152	-	445	210	25,464	ETHIOPIA
-	47	131	157	233	1,867	GABON
-	-	-	48	68	967	GAMBIA
391	450	338	482	522	7,717	GHANA
167	179	254	266	210	3,160	GUINEA
-	22	55	69	77	1,468	GUINEA-BISSAU
189	22	-	-	-	2,886	IVORY COAST
462	422	443	486	596	20,147	KENYA
74	86	78	96	52	1,230	LESOTHO
-	-	-	-	-	9,401	LIBERIA
115	160	158	208	209	2,269	MADAGASCAR
332	345	388	385	312	4,546	MALAWI
374	270	355	342	309	5,622	MALI
-	-	83	130	131	1,113	MAURITANIA
95	79	86	93	110	705	MAURITIUS
184	178	200	153	196	2,082	MOZAMBIQUE
145	175	193	208	175	2,529	NAMIBIA
-	-	102	132	103	4,285	NIGER

TOTALS MAY NOT ADD DUE TO ROUNDING

* LESS THAN \$500

INTERNATIONAL MILITARY EDUCATION AND TRAINING PROGRAM/DELIVERIES (CONTINUED)
INCLUDES MILITARY ASSISTANCE SERVICE FUNDED AND EMERGENCY DRAWDOWNS

(DOLLARS IN THOUSANDS)

	<u>FY 1950</u> <u>FY 1993</u>	<u>FY 1994</u>	<u>FY 1995</u>	<u>FY 1996</u>	<u>FY 1997</u>	<u>FY 1998</u>
<u>AFRICA (CONTINUED)</u>						
NIGERIA	2,674	-	-	-	-	-
RWANDA	918	75	50	243	359	473
SAO TOME & PRINCIPE	673	-	29	75	72	74
SENEGAL	6,761	450	598	637	697	815
SEYCHELLES	396	-	10	31	50	79
SIERRA LEONE	1,191	-	52	134	3	-
SOMALIA	6,619	-	-	-	-	-
SOUTH AFRICA	-	104	297	466	656	804
SUDAN	10,131	-	-	-	-	-
SWAZILAND	832	-	57	50	85	93
TANZANIA	565	114	81	126	5	185
TOGO	751	-	-	-	25	-
UGANDA	1,200	128	138	189	342	357
ZAMBIA	285	75	92	99	172	143
ZIMBABWE	2,372	241	232	224	298	313
<u>WESTERN HEMISPHERE</u>	<u>311,011</u>	<u>4,551</u>	<u>4,458</u>	<u>8,217</u>	<u>8,532</u>	<u>9,693</u>
ANTIGUA & BARBUDA	260	6	3	95	93	123
ARGENTINA	14,223	102	109	588	603	607
BAHAMAS	535	11	13	116	107	110
BARBADOS	669	6	11	99	103	60
BELIZE	1,035	50	54	217	208	258
BOLIVIA	19,318	439	368	547	509	570
BRAZIL	17,086	96	100	200	222	220
CHILE	17,732	97	120	301	395	453
COLOMBIA	32,494	900	588	95	-	885
COSTA RICA	3,277	101	68	196	200	241
CUBA	2,023	-	-	-	-	-
DOMINICA	388	30	39	35	32	40
DOMINICAN REPUBLIC	19,389	308	213	507	622	556
ECUADOR	21,115	379	293	547	425	534
EL SALVADOR	32,297	400	404	535	455	512
GRENADA	757	43	39	61	49	58
GUATEMALA	10,849	36	-	-	205	223
GUYANA	253	5	97	220	178	181
HAITI	3,882	-	35	169	275	290
HONDURAS	22,859	524	325	500	425	500
JAMAICA	4,675	201	174	469	487	504
MEXICO	6,745	201	400	992	1,008	921
NICARAGUA	11,583	-	-	-	57	74
PANAMA	8,265	-	-	-	-	-
PARAGUAY	8,329	89	134	155	284	216
PERU	23,836	-	325	380	483	462

TOTALS MAY NOT ADD DUE TO ROUNDING

* LESS THAN \$500

INTERNATIONAL MILITARY EDUCATION AND TRAINING PROGRAM/DELIVERIES (CONTINUED)
INCLUDES MILITARY ASSISTANCE SERVICE FUNDED AND EMERGENCY DRAWDOWNS

(DOLLARS IN THOUSANDS)

<u>FY 1999</u>	<u>FY 2000</u>	<u>FY 2001</u>	<u>FY 2002</u>	<u>FY 2003</u>	<u>FY 1950</u> <u>FY 2003</u>
----------------	----------------	----------------	----------------	----------------	----------------------------------

AFRICA (CONTINUED)

90	525	663	750	96	4,798
314	164	-	-	162	77,758
86	45	101	112	180	1,447
846	764	912	931	1,062	14,473
103	72	60	40	53	894
-	-	130	177	318	2,005
-	-	-	-	-	10,369
1,022	904	1,200	1,471	1,258	8,182
-	-	-	-	-	10,131
91	105	98	84	97	1,592
181	167	214	275	210	2,123
-	-	52	83	116	1,027
305	247	-	-	170	5,209
150	137	181	189	225	1,748
299	286	-	-	-	4,265

NIGERIA
RWANDA
SAO TOME & PRINCIPE
SENEGAL
SEYCHELLES
SIERRA LEONE
SOMALIA
SOUTH AFRICA
SUDAN
SWAZILAND
TANZANIA
TOGO
UGANDA
ZAMBIA
ZIMBABWE

9,857	9,890	10,766	12,810	14,202	404,073
-------	-------	--------	--------	--------	---------

109	113	96	144	146	1,188
613	740	846	1,025	1,000	20,456
127	112	110	144	146	1,531
57	71	86	113	125	1,400
175	161	223	212	173	2,766
533	548	665	712	800	25,009
206	223	241	437	483	19,514
478	499	550	570	559	21,754
917	900	1,040	1,180	1,165	40,164
240	280	297	384	336	5,625
-	-	-	-	-	2,023
50	58	52	71	65	859
493	487	513	527	570	37,654
569	518	550	625	645	26,200
491	523	653	814	1,165	38,249
59	47	44	82	81	1,320
253	228	291	350	350	12,785
216	168	192	294	316	2,120
160	222	-	14	51	5,098
560	548	546	649	724	28,166
472	461	465	586	646	9,140
918	865	1,000	944	1,250	15,244
200	194	163	372	600	13,302
87	117	131	178	209	8,987
215	210	238	360	297	10,527
478	455	509	518	592	28,038

WESTERN HEMISPHERE

ANTIGUA & BARBUDA
ARGENTINA
BAHAMAS
BARBADOS
BELIZE
BOLIVIA
BRAZIL
CHILE
COLOMBIA
COSTA RICA
CUBA
DOMINICA
DOMINICAN REPUBLIC
ECUADOR
EL SALVADOR
GRENADA
GUATEMALA
GUYANA
HAITI
HONDURAS
JAMAICA
MEXICO
NICARAGUA
PANAMA
PARAGUAY
PERU

TOTALS MAY NOT ADD DUE TO ROUNDING

* LESS THAN \$500

INTERNATIONAL MILITARY EDUCATION AND TRAINING PROGRAM/DELIVERIES (CONTINUED)
INCLUDES MILITARY ASSISTANCE SERVICE FUNDED

(DOLLARS IN THOUSANDS)

	<u>FY 1950</u> <u>FY 1993</u>	<u>FY 1994</u>	<u>FY 1995</u>	<u>FY 1996</u>	<u>FY 1997</u>	<u>FY 1998</u>
<u>WESTERN HEMISPHERE (CONTINUED)</u>						
ST KITTS AND NEVIS	557	44	39	75	56	65
ST LUCIA	466	59	46	68	43	44
ST VINCENT + GREN.	621	52	40	74	44	392
SURINAME	128	-	28	85	149	82
TRINIDAD + TOBAGO	411	10	-	83	95	133
URUGUAY	8,996	167	143	380	332	321
VENEZUELA	15,958	195	250	428	388	400
<u>INTERNATL. ORG. AND VARIOUS</u>	<u>278</u>	<u>-</u>	<u>-</u>	<u>-</u>	<u>-</u>	<u>-</u>
<u>GEN. AND REG. COSTS</u>	<u>251,582</u>	<u>888</u>	<u>709</u>	<u>900</u>	<u>1,198</u>	<u>1,260</u>

A/ DURING THE PERIOD FY 66-75, GRANT AID FUNDING IN SUPPORT OF ACTIVITIES IN SOUTHEAST ASIA WAS A PART OF THE REGULAR DOD APPROPRIATION AND WAS IDENTIFIED FOR PROGRAMMING PURPOSES AS MILITARY ASSISTANCE SERVICE FUNDED (MASF) PROGRAMS. THE FUNDS WERE USED FOR PROVIDING MILITARY EQUIPMENT AND RELATED SERVICES AND TRAINING TO THOSE COUNTRIES ENGAGED IN THE HOSTILITIES IN SOUTHEAST ASIA, I.E., KOREA, LAOS, PHILIPPINES, THAILAND, AND VIETNAM.

NOTE: SECURITY ASSISTANCE TRAINING IS CONSIDERED FULLY DELIVERED WHEN FUNDED.

TOTALS MAY NOT ADD DUE TO ROUNDING

* LESS THAN \$500

INTERNATIONAL MILITARY EDUCATION AND TRAINING PROGRAM/DELIVERIES (CONTINUED)
INCLUDES MILITARY ASSISTANCE SERVICE FUNDED

(DOLLARS IN THOUSANDS)

<u>FY 1999</u>	<u>FY 2000</u>	<u>FY 2001</u>	<u>FY 2002</u>	<u>FY 2003</u>	<u>FY 1950</u> <u>FY 2003</u>	
						<u>WESTERN HEMISPHERE (CONTINUED)</u>
63	67	66	92	93	1,216	ST KITTS AND NEVIS
57	79	36	81	88	1,067	ST LUCIA
49	52	68	89	88	1,227	ST VINCENT + GREN.
100	102	107	147	156	1,084	SURINAME
148	132	122	132	150	1,417	TRINIDAD + TOBAGO
364	326	398	464	450	12,341	URUGUAY
400	384	485	500	683	20,071	VENEZUELA
-	-	-	-	-	278	<u>INTERNATL. ORG. AND VARIOUS</u>
<u>950</u>	<u>756</u>	<u>2,798</u>	<u>2,991</u>	<u>3,200</u>	<u>267,323</u>	<u>GEN. AND REG. COSTS</u>

TOTALS MAY NOT ADD DUE TO ROUNDING

* LESS THAN \$500

SUMMARY OF STUDENTS TRAINED UNDER INTERNATIONAL MILITARY EDUCATION AND TRAINING PROGRAM
INCLUDES MILITARY ASSISTANCE SERVICE FUNDED AND EMERGENCY DRAWDOWNS

	<u>FY 1950</u> <u>FY 1993</u>	<u>FY 1994</u>	<u>FY 1995</u>	<u>FY 1996</u>	<u>FY 1997</u>	<u>FY 1998</u>
<u>WORLDWIDE</u>	<u>603,676</u>	<u>2,597</u>	<u>2,659</u>	<u>3,482</u>	<u>3,454</u>	<u>3,978</u>
<u>EAST ASIA AND PACIFIC</u>	<u>298,147</u>	<u>215</u>	<u>360</u>	<u>498</u>	<u>363</u>	<u>402</u>
CAMBODIA	67,482	5	9	49	15	-
EAST TIMOR	-	-	-	-	-	-
FIJI	112	-	-	-	-	-
INDOCHINA	434	-	-	-	-	-
INDONESIA	8,055	-	-	17	7	14
JAPAN	15,721	-	-	-	-	-
KOREA (SEOUL)	38,522	7	7	4	-	-
LAOS	44,500	-	-	-	-	-
MALAYSIA	2,166	25	47	84	58	57
MONGOLIA	16	1	7	3	10	35
MYANMAR	1,227	-	-	-	-	-
PAPUA NEW GUINEA	159	3	14	17	4	6
REP OF PHILIPPINES	23,580	94	120	114	118	120
SINGAPORE	262	2	3	4	-	-
SOLOMON ISLANDS	51	1	9	10	6	9
TAIWAN	25,597	-	-	-	-	-
THAILAND	22,218	73	121	171	120	146
TONGA	106	1	8	8	10	6
VANUATU	4	1	8	10	3	4
VIETNAM	47,935	-	-	-	-	-
WESTERN SAMOA	-	2	7	7	12	5
<u>NEAR EAST AND SOUTH ASIA</u>	<u>45,308</u>	<u>340</u>	<u>444</u>	<u>486</u>	<u>575</u>	<u>571</u>
AFGHANISTAN	487	-	-	-	-	-
ALGERIA	178	5	7	7	5	8
BAHRAIN	81	9	20	19	21	30
BANGLADESH	799	14	12	25	23	26
EGYPT	3,291	52	74	63	72	73
INDIA	999	8	10	21	18	13
IRAN	11,049	-	-	-	-	-
IRAQ	410	-	-	-	-	-
ISRAEL	80	-	-	-	-	-
JORDAN	7,324	71	82	107	171	163
LEBANON	2,513	59	67	74	100	63
LIBYA	567	-	-	-	-	-
MALDIVES	82	-	5	8	8	8
MOROCCO	4,463	34	36	41	34	43
NEPAL	271	9	7	10	15	15
OMAN	257	9	20	22	17	21
PAKISTAN	6,242	-	-	-	-	-
SAUDI ARABIA	1,434	-	-	-	-	-
SRI LANKA	434	10	10	14	16	33

SUMMARY OF STUDENTS TRAINED UNDER INTERNATIONAL MILITARY EDUCATION AND TRAINING PROGRAM
INCLUDES MILITARY ASSISTANCE SERVICE FUNDED AND EMERGENCY DRAWDOWNS

<u>FY 1999</u>	<u>FY 2000</u>	<u>FY 2001</u>	<u>FY 2002</u>	<u>FY 2003</u>	<u>FY 1950 FY 2003</u>	
9,000	8,216	8,386	10,417	10,661	666,526	<u>WORLDWIDE</u>
930	648	664	718	791	303,736	<u>EAST ASIA AND PACIFIC</u>
-	-	-	-	-	67,560	CAMBODIA
-	-	-	-	111	111	EAST TIMOR
1	22	-	-	-	135	FIJI
-	-	-	-	-	434	INDOCHINA
79	-	-	30	41	8,243	INDONESIA
-	-	-	-	-	15,721	JAPAN
-	-	-	-	-	38,540	KOREA (SEOUL)
-	-	-	-	-	44,500	LAOS
152	126	66	48	47	2,876	MALAYSIA
99	130	148	204	142	795	MONGOLIA
-	-	-	-	-	1,227	MYANMAR
86	96	80	36	56	557	PAPUA NEW GUINEA
214	90	129	145	185	24,909	REP OF PHILIPPINES
-	-	-	-	-	271	SINGAPORE
29	19	34	29	39	236	SOLOMON ISLANDS
-	-	-	-	-	25,597	TAIWAN
181	94	152	178	140	23,594	THAILAND
28	1	4	16	5	193	TONGA
39	2	27	17	13	128	VANUATU
-	-	-	-	-	47,935	VIETNAM
22	68	24	15	12	174	WESTERN SAMOA
812	735	634	974	1,217	52,096	<u>NEAR EAST AND SOUTH ASIA</u>
-	-	-	-	8	495	AFGHANISTAN
12	9	9	2	71	313	ALGERIA
34	28	21	37	115	415	BAHRAIN
78	31	36	50	113	1,207	BANGLADESH
82	62	64	59	52	3,944	EGYPT
6	18	24	78	36	1,231	INDIA
-	-	-	-	-	11,049	IRAN
-	-	-	-	-	410	IRAQ
-	-	-	-	-	80	ISRAEL
196	163	150	174	208	8,809	JORDAN
163	129	99	159	188	3,614	LEBANON
-	-	-	-	-	567	LIBYA
6	6	7	18	8	156	MALDIVES
50	46	81	50	109	4,987	MOROCCO
13	43	12	72	73	540	NEPAL
40	102	25	60	43	616	OMAN
-	-	-	39	101	6,382	PAKISTAN
-	-	-	2	2	1,438	SAUDI ARABIA
9	10	53	68	12	669	SRI LANKA

SUMMARY OF STUDENTS TRAINED UNDER INTERNATIONAL MILITARY EDUCATION AND TRAINING PROGRAM (CONTINUED)
INCLUDES MILITARY ASSISTANCE SERVICE FUNDED AND EMERGENCY DRAWDOWNS

	<u>FY 1950</u> <u>FY 1993</u>	<u>FY 1994</u>	<u>FY 1995</u>	<u>FY 1996</u>	<u>FY 1997</u>	<u>FY 1998</u>
<u>NEAR EAST AND SOUTH ASIA (CONTINUED)</u>						
SYRIA	20	-	-	-	-	-
TUNISIA	3,490	60	94	74	72	66
YEMEN	837	-	-	1	3	9
<u>EUROPE</u>	<u>114,145</u>	<u>431</u>	<u>524</u>	<u>724</u>	<u>746</u>	<u>1,074</u>
ALBANIA	11	12	13	22	27	31
ARMENIA	-	-	-	-	-	-
AUSTRIA	569	7	4	5	-	-
AZERBAIJAN	-	-	-	-	-	-
BELARUS	6	4	8	7	6	2
BELGIUM	5,118	-	-	-	-	-
BOSNIA-HERZEGOVINA	-	-	-	9	14	23
BULGARIA	50	23	16	28	38	36
CROATIA	-	-	14	18	40	56
CZECH REPUBLIC	46	25	32	44	37	71
CZECHOSLOVAKIA	72	-	-	-	-	-
DENMARK	4,657	-	-	-	-	-
ESTONIA	27	18	9	13	26	34
FINLAND	178	2	2	3	-	-
FRANCE	14,402	-	-	-	-	-
GEORGIA	-	3	4	14	11	18
GERMANY	1,535	-	-	-	-	-
GREECE	17,511	28	6	7	2	2
HUNGARY	127	44	35	58	49	60
ICELAND	98	-	-	-	-	-
IRELAND	8	-	-	-	-	-
ITALY	9,622	-	-	-	-	-
KAZAKHSTAN	16	2	3	14	14	19
KYRGYZSTAN	-	1	2	10	8	11
LATVIA	21	19	15	11	29	51
LITHUANIA	17	12	11	19	27	51
LUXEMBOURG	168	-	-	-	-	-
MACEDONIA (FYROM)	-	-	8	12	13	30
MALTA	58	7	5	5	10	9
MOLDOVA	-	1	5	13	12	17
NETHERLANDS	6,506	-	-	-	-	-
NORWAY	5,506	-	-	-	-	-
POLAND	135	29	39	51	57	69
PORTUGAL	5,114	41	60	47	30	56
ROMANIA	27	13	24	42	44	63
RUSSIA	59	26	25	45	48	45
SLOVAKIA	14	14	14	25	31	42
SLOVENIA	6	9	10	21	30	52

SUMMARY OF STUDENTS TRAINED UNDER INTERNATIONAL MILITARY EDUCATION AND TRAINING PROGRAM (CONTINUED)
INCLUDES MILITARY ASSISTANCE SERVICE FUNDED AND EMERGENCY DRAWDOWNS

<u>FY 1999</u>	<u>FY 2000</u>	<u>FY 2001</u>	<u>FY 2002</u>	<u>FY 2003</u>	<u>FY 1950</u> <u>FY 2003</u>	
-	-	-	-	-	20	SYRIA
118	82	44	91	62	4,253	TUNISIA
5	6	9	15	16	901	YEMEN
<u>2,678</u>	<u>2,619</u>	<u>2,904</u>	<u>3,368</u>	<u>3,719</u>	<u>132,932</u>	EUROPE
126	109	128	59	148	686	ALBANIA
-	-	-	5	33	38	ARMENIA
-	-	-	-	-	585	AUSTRIA
-	-	-	29	88	117	AZERBAIJAN
-	-	-	-	-	33	BELARUS
-	-	-	-	-	5,118	BELGIUM
106	55	54	65	158	484	BOSNIA-HERZEGOVINA
118	90	53	197	144	793	BULGARIA
165	136	194	135	62	820	CROATIA
178	128	232	330	191	1,314	CZECH REPUBLIC
-	-	-	-	-	72	CZECHOSLOVAKIA
-	-	-	-	-	4,657	DENMARK
48	42	46	108	251	622	ESTONIA
-	-	-	-	-	185	FINLAND
-	-	-	-	-	14,402	FRANCE
57	84	158	119	233	701	GEORGIA
-	-	-	-	-	1,535	GERMANY
2	1	1	77	95	17,732	GREECE
197	143	103	132	170	1,118	HUNGARY
-	-	-	-	-	98	ICELAND
-	-	-	-	-	8	IRELAND
-	-	-	-	-	9,622	ITALY
11	18	12	57	27	193	KAZAKHSTAN
13	9	11	16	59	140	KYRGYZSTAN
74	157	179	142	100	798	LATVIA
65	28	33	171	119	553	LITHUANIA
-	-	-	-	-	168	LUXEMBOURG
71	157	32	23	101	447	MACEDONIA (FYROM)
8	8	37	82	88	317	MALTA
46	62	31	96	148	431	MOLDOVA
-	-	-	-	-	6,506	NETHERLANDS
-	-	-	-	-	5,506	NORWAY
248	182	64	76	192	1,142	POLAND
126	12	80	103	136	5,805	PORTUGAL
281	113	284	201	147	1,239	ROMANIA
11	248	84	-	61	652	RUSSIA
105	100	99	40	79	563	SLOVAKIA
75	183	205	484	303	1,378	SLOVENIA

SUMMARY OF STUDENTS TRAINED UNDER INTERNATIONAL MILITARY EDUCATION AND TRAINING PROGRAM (CONTINUED)
INCLUDES MILITARY ASSISTANCE SERVICE FUNDED AND EMERGENCY DRAWDOWNS

	<u>FY 1950</u> <u>FY 1993</u>	<u>FY 1994</u>	<u>FY 1995</u>	<u>FY 1996</u>	<u>FY 1997</u>	<u>FY 1998</u>
<u>EUROPE (CONTINUED)</u>						
SPAIN	13,771	5	4	5	-	-
TAJIKISTAN	-	-	-	-	-	-
TURKEY	23,762	64	109	121	84	157
TURKMENISTAN	-	1	3	9	10	11
UKRAINE	36	21	39	36	41	46
UNITED KINGDOM	3,970	-	-	-	-	-
UZBEKISTAN	-	-	5	10	8	12
YUGOSLAVIA	922	-	-	-	-	-
<u>AFRICA</u>	<u>17,882</u>	<u>229</u>	<u>281</u>	<u>384</u>	<u>385</u>	<u>409</u>
ANGOLA	-	-	-	-	5	-
BENIN	88	6	5	14	19	14
BOTSWANA	651	23	26	36	30	34
BURKINA FASO	98	-	-	-	-	-
BURUNDI	170	-	5	3	-	-
CAMEROON	280	8	-	5	6	9
CAPE VERDE	75	-	2	2	7	6
CENTRAL AFRICAN REP	149	-	10	5	5	5
CHAD	266	12	3	-	6	5
COMOROS	48	-	-	2	2	5
CONGO (BRAZZAVILLE)	60	4	6	7	6	-
CONGO (KINSHASA)	1,587	-	-	-	-	-
DJIBOUTI	144	6	8	7	5	4
EQUATORIAL GUINEA	59	-	-	-	-	-
ERITREA	-	3	19	18	20	18
ETHIOPIA	3,933	5	25	33	10	11
GABON	102	-	-	-	-	-
GAMBIA	102	7	-	-	-	-
GHANA	859	14	16	16	18	23
GUINEA	154	4	6	1	2	3
GUINEA-BISSAU	68	5	5	3	6	3
IVORY COAST	243	6	7	7	9	9
KENYA	1,967	21	18	24	19	26
LESOTHO	80	-	3	9	10	7
LIBERIA	1,235	-	-	-	-	-
MADAGASCAR	102	-	-	4	5	7
MALAWI	262	11	7	10	18	25
MALI	297	6	6	9	7	12
MAURITANIA	64	-	-	-	-	-
MAURITIUS	20	-	-	-	5	6
MOZAMBIQUE	28	-	5	8	6	5
NAMIBIA	97	14	9	13	11	11
NIGER	303	9	10	2	-	-

SUMMARY OF STUDENTS TRAINED UNDER INTERNATIONAL MILITARY EDUCATION AND TRAINING PROGRAM (CONTINUED)
INCLUDES MILITARY ASSISTANCE SERVICE FUNDED AND EMERGENCY DRAWDOWNS

<u>FY 1999</u>	<u>FY 2000</u>	<u>FY 2001</u>	<u>FY 2002</u>	<u>FY 2003</u>	<u>FY 1950</u> <u>FY 2003</u>	
-	-	-	-	-	13,785	EUROPE (CONTINUED)
-	-	-	32	100	132	SPAIN
180	204	235	242	203	25,361	TAJIKISTAN
6	6	5	9	4	64	TURKEY
347	311	543	263	204	1,887	TURKMENISTAN
-	-	-	-	-	3,970	UKRAINE
14	33	1	75	75	233	UNITED KINGDOM
-	-	-	-	-	922	UZBEKISTAN
-	-	-	-	-	-	YUGOSLAVIA
<u>1,809</u>	<u>1,530</u>	<u>1,606</u>	<u>2,292</u>	<u>1,710</u>	<u>28,517</u>	AFRICA
-	-	-	-	5	10	ANGOLA
80	64	56	50	44	440	BENIN
56	57	103	138	40	1,194	BOTSWANA
-	-	-	-	-	98	BURKINA FASO
-	-	-	-	-	178	BURUNDI
38	12	10	9	14	391	CAMEROON
2	5	5	6	6	116	CAPE VERDE
2	2	4	5	-	187	CENTRAL AFRICAN REP
53	7	10	9	16	387	CHAD
1	-	-	-	-	58	COMOROS
-	-	-	3	33	119	CONGO (BRAZZAVILLE)
-	-	-	-	-	1,587	CONGO (KINSHASA)
6	3	4	7	39	233	DJIBOUTI
-	-	-	-	-	59	EQUATORIAL GUINEA
10	-	7	66	78	239	ERITREA
7	2	-	10	8	4,044	ETHIOPIA
-	3	1	8	10	124	GABON
-	-	-	4	5	118	GAMBIA
29	58	49	51	27	1,160	GHANA
8	73	88	161	28	528	GUINEA
-	1	2	2	2	97	GUINEA-BISSAU
56	1	-	-	-	338	IVORY COAST
132	107	52	158	59	2,583	KENYA
77	68	64	50	5	373	LESOTHO
-	-	-	-	-	1,235	LIBERIA
83	26	7	71	7	312	MADAGASCAR
105	128	66	68	79	779	MALAWI
59	68	52	10	12	538	MALI
-	-	-	96	5	165	MAURITANIA
4	24	45	45	35	184	MAURITIUS
59	66	10	82	69	338	MOZAMBIQUE
8	10	14	17	68	272	NAMIBIA
-	-	9	111	32	476	NIGER

SUMMARY OF STUDENTS TRAINED UNDER INTERNATIONAL MILITARY EDUCATION AND TRAINING PROGRAM (CONTINUED)
INCLUDES MILITARY ASSISTANCE SERVICE FUNDED AND EMERGENCY DRAWDOWNS

	FY 1950 FY 1993	FY 1994	FY 1995	FY 1996	FY 1997	FY 1998
<u>AFRICA (CONTINUED)</u>						
NIGERIA	768	-	-	-	-	-
RWANDA	81	1	2	5	14	23
SAO TOME & PRINCIPE	51	-	1	2	2	2
SENEGAL	558	21	31	29	30	33
SEYCHELLES	46	-	1	2	3	5
SIERRA LEONE	181	-	5	11	-	-
SOMALIA	541	-	-	-	-	-
SOUTH AFRICA	-	4	15	35	38	52
SUDAN	1,130	-	-	-	-	-
SWAZILAND	141	-	3	5	6	7
TANZANIA	91	8	5	6	-	12
TOGO	67	-	-	-	5	-
UGANDA	171	12	10	17	24	22
ZAMBIA	50	4	7	8	10	5
ZIMBABWE	415	15	-	26	16	-
<u>WESTERN HEMISPHERE</u>	<u>128,130</u>	<u>1,382</u>	<u>1,048</u>	<u>1,389</u>	<u>1,385</u>	<u>1,522</u>
ANTIGUA & BARBUDA	116	1	1	11	13	16
ARGENTINA	4,476	36	12	65	72	126
ARUBA	-	-	-	-	-	6
BAHAMAS	321	6	9	18	12	17
BARBADOS	234	1	3	12	9	6
BELIZE	421	6	6	31	29	32
BOLIVIA	6,104	66	41	74	68	66
BRAZIL	8,891	17	19	38	41	20
CHILE	7,578	160	172	174	167	188
COLOMBIA	21,438	545	274	28	-	154
COSTA RICA	1,763	27	18	45	52	60
CUBA	523	-	-	-	-	-
DOMINICA	159	4	6	6	5	7
DOMINICAN REPUBLIC	6,634	50	20	70	70	48
ECUADOR	9,293	111	64	135	109	68
EL SALVADOR	6,929	65	24	68	27	23
GRENADA	259	9	6	9	7	10
GUATEMALA	4,394	5	-	-	29	21
GUYANA	100	3	17	26	22	17
HAITI	956	-	5	9	19	13
HONDURAS	8,496	113	108	105	112	134
JAMAICA	1,361	11	9	54	66	53
MEXICO	2,436	45	58	221	192	165
NICARAGUA	5,740	-	-	-	4	5
PANAMA	6,766	-	-	-	-	-
PARAGUAY	2,393	10	15	10	27	22

SUMMARY OF STUDENTS TRAINED UNDER INTERNATIONAL MILITARY EDUCATION AND TRAINING PROGRAM (CONTINUED)
INCLUDES MILITARY ASSISTANCE SERVICE FUNDED AND EMERGENCY DRAWDOWNS

<u>FY 1999</u>	<u>FY 2000</u>	<u>FY 2001</u>	<u>FY 2002</u>	<u>FY 2003</u>	<u>FY 1950</u> <u>FY 2003</u>	
						<u>AFRICA (CONTINUED)</u>
7	115	23	204	6	1,123	NIGERIA
52	8	-	-	49	235	RWANDA
2	2	2	31	5	100	SAO TOME & PRINCIPE
171	69	46	31	124	1,143	SENEGAL
28	1	1	16	27	130	SEYCHELLES
-	-	7	78	244	526	SIERRA LEONE
-	-	-	-	-	541	SOMALIA
551	447	792	582	333	2,849	SOUTH AFRICA
-	-	-	-	-	1,130	SUDAN
6	17	42	10	15	252	SWAZILAND
8	8	11	18	40	207	TANZANIA
-	-	9	71	15	167	TOGO
20	18	-	-	6	300	UGANDA
51	42	15	14	120	326	ZAMBIA
38	18	-	-	-	528	ZIMBABWE
<u>2,771</u>	<u>2,684</u>	<u>2,578</u>	<u>3,065</u>	<u>3,214</u>	<u>149,168</u>	<u>WESTERN HEMISPHERE</u>
16	12	10	14	-	210	ANTIGUA & BARBUDA
197	191	210	264	536	6,185	ARGENTINA
-	-	-	-	-	6	ARUBA
17	10	12	24	34	480	BAHAMAS
6	9	6	10	-	296	BARBADOS
33	20	18	64	41	701	BELIZE
76	88	73	92	51	6,799	BOLIVIA
30	22	26	80	80	9,264	BRAZIL
174	201	348	175	198	9,535	CHILE
611	763	513	588	529	25,443	COLOMBIA
53	69	51	66	46	2,250	COSTA RICA
-	-	-	-	-	523	CUBA
6	7	4	8	-	212	DOMINICA
47	36	58	87	47	7,167	DOMINICAN REPUBLIC
162	94	107	101	85	10,329	ECUADOR
181	143	243	354	274	8,331	EL SALVADOR
6	6	5	9	-	326	GRENADA
103	19	33	78	89	4,771	GUATEMALA
20	16	15	18	23	277	GUYANA
2	39	-	4	47	1,094	HAITI
221	208	111	208	222	10,038	HONDURAS
57	118	70	229	114	2,142	JAMAICA
194	95	116	91	171	3,784	MEXICO
55	135	76	61	104	6,180	NICARAGUA
2	12	17	23	31	6,851	PANAMA
57	42	38	48	31	2,693	PARAGUAY

SUMMARY OF STUDENTS TRAINED UNDER INTERNATIONAL MILITARY EDUCATION AND TRAINING PROGRAM (CONTINUED)
INCLUDES MILITARY ASSISTANCE SERVICE FUNDED AND EMERGENCY DRAWDOWNS

	FY 1950 FY 1993	FY 1994	FY 1995	FY 1996	FY 1997	FY 1998
<u>WESTERN HEMISPHERE (CONTINUED)</u>						
PERU	9,690	-	59	26	53	60
ST KITTS AND NEVIS	213	5	6	11	10	8
ST LUCIA	200	12	8	9	5	8
ST VINCENT + GREN.	238	5	8	10	6	7
SURINAME	31	-	2	17	10	9
TRINIDAD + TOBAGO	134	3	-	8	12	18
URUGUAY	3,299	26	15	30	65	72
VENEZUELA	6,544	40	63	69	72	63
<u>INTERNATL. ORG. AND VARIOUS</u>	<u>13</u>	<u>-</u>	<u>-</u>	<u>-</u>	<u>-</u>	<u>-</u>
<u>GEN. AND REG. COSTS</u>	<u>51</u>	<u>-</u>	<u>2</u>	<u>1</u>	<u>-</u>	<u>-</u>

NOTE: SINCE FY 1999 FIGURES FOR THE INTERNATIONAL MILITARY EDUCATION TRAINING (IMET) STUDENTS TRAINED INCLUDE THE TOTAL NUMBER OF STUDENTS TRAINED BY A MOBILE TRAINING TEAM (MTT). PRIOR TO FY 1999 THE DATA IN THIS DOCUMENT COUNTED ONLY THE MTT ITSELF, NOT THE TOTAL NUMBER OF STUDENTS TRAINED BY EACH MTT.

A/ DURING THE PERIOD FY 66-75, GRANT AID FUNDING IN SUPPORT OF ACTIVITIES IN SOUTHEAST ASIA WAS A PART OF THE REGULAR DOD APPROPRIATION AND WAS IDENTIFIED FOR PROGRAMMING PURPOSES AS MILITARY ASSISTANCE SERVICE FUNDED (MASF) PROGRAMS. THE FUNDS WERE USED FOR PROVIDING MILITARY EQUIPMENT AND RELATED SERVICES AND TRAINING TO THOSE COUNTRIES ENGAGED IN THE HOSTILITIES IN SOUTHEAST ASIA, I.E., KOREA, LAOS, PHILIPPINES, THAILAND, AND VIETNAM.

SUMMARY OF STUDENTS TRAINED UNDER INTERNATIONAL MILITARY EDUCATION AND TRAINING PROGRAM (CONTINUED)
INCLUDES MILITARY ASSISTANCE SERVICE FUNDED AND EMERGENCY DRAWDOWNS

<u>FY 1999</u>	<u>FY 2000</u>	<u>FY 2001</u>	<u>FY 2002</u>	<u>FY 2003</u>	<u>FY 1950</u> <u>FY 2003</u>	
44	55	60	85	172	10,304	WESTERN HEMISPHERE (CONTINUED)
26	9	9	8	-	305	PERU
6	9	3	9	-	269	ST KITTS AND NEVIS
8	5	6	12	-	305	ST LUCIA
86	72	86	14	16	343	ST VINCENT + GREN.
15	12	8	9	8	227	SURINAME
78	74	127	171	202	4,159	TRINIDAD + TOBAGO
182	93	119	61	73	7,379	URUGUAY
						VENEZUELA
-	-	-	-	-	13	INTERNATL. ORG. AND VARIOUS
-	-	-	-	-	54	GEN. AND REG. COSTS