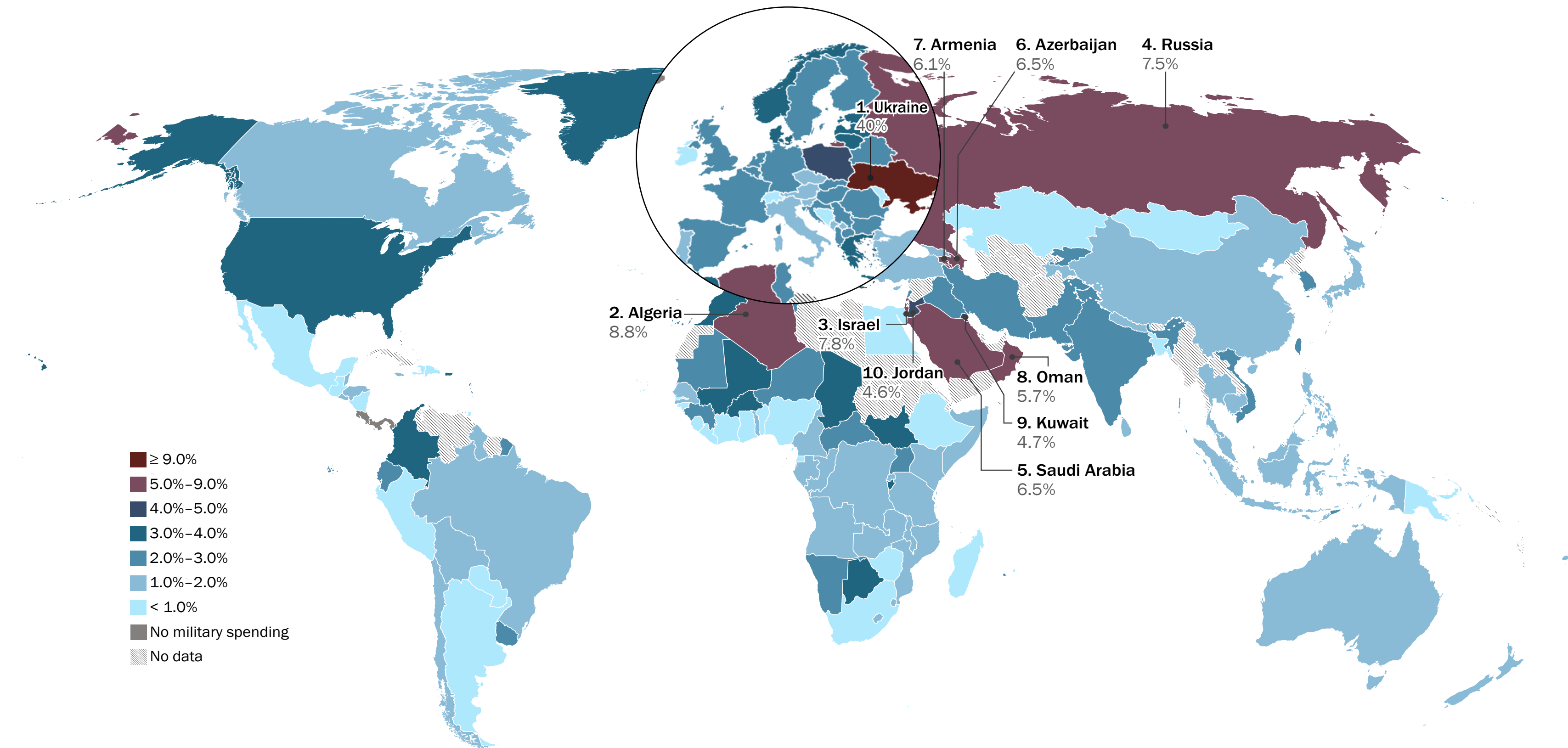


World Military Expenditure 2025

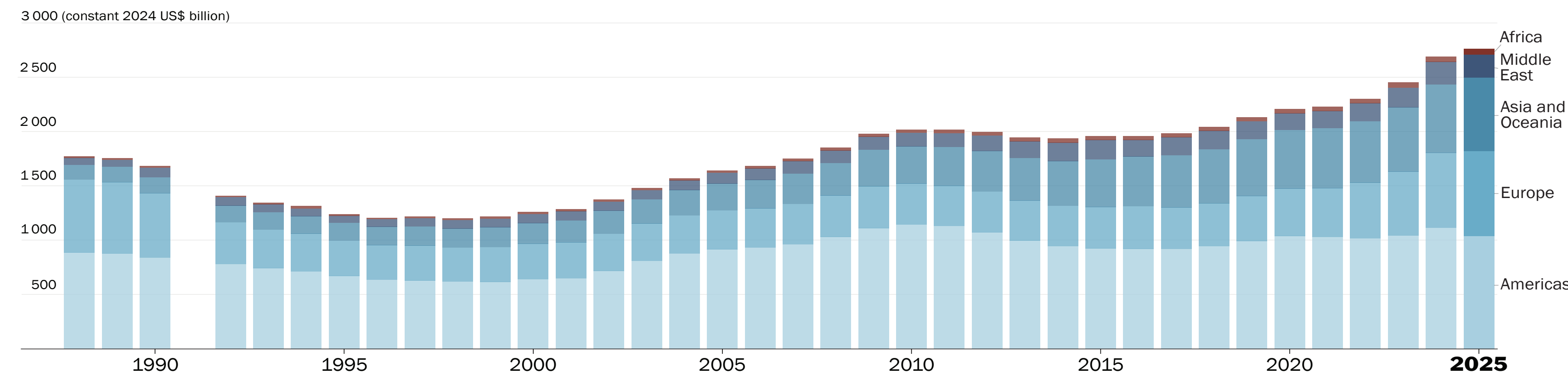
TOP 40 SPENDERS

1. United States	\$954 b.
2. China	\$336 b.
3. Russia	\$190 b.
4. Germany	\$114 b.
5. India	\$92.1 b.
6. United Kingdom	\$89.0 b.
7. Ukraine	\$84.1 b.
8. Saudi Arabia	\$83.2 b.
9. France	\$68.0 b.
10. Japan	\$62.2 b.
11. Israel	\$48.3 b.
12. Italy	\$48.1 b.
13. South Korea	\$47.8 b.
14. Poland	\$46.8 b.
15. Spain	\$40.2 b.
16. Canada	\$37.5 b.
17. Australia	\$35.3 b.
18. Türkiye	\$30.0 b.
19. Netherlands	\$28.9 b.
20. Algeria	\$25.4 b.
21. Brazil	\$23.9 b.
22. Taiwan	\$18.2 b.
23. Singapore	\$17.4 b.
24. Norway	\$17.0 b.
25. Sweden	\$16.5 b.
26. Indonesia	\$15.0 b.
27. Denmark	\$14.9 b.
28. Belgium	\$14.5 b.
29. Colombia	\$14.5 b.
30. Mexico	\$13.6 b.
31. Pakistan	\$11.9 b.
32. Viet Nam	\$10.5 b.
33. Romania	\$9.7 b.
34. Greece	\$8.4 b.
35. Kuwait	\$8.1 b.
36. Finland	\$8.1 b.
37. Switzerland	\$7.6 b.
38. Iran	\$7.4 b.
39. Czechia	\$7.1 b.
40. Iraq	\$6.4 b.
Subtotal top 40	\$2712 b.
World	\$2887 b.

MILITARY SPENDING AS A SHARE OF GROSS DOMESTIC PRODUCT, BY COUNTRY, 2025



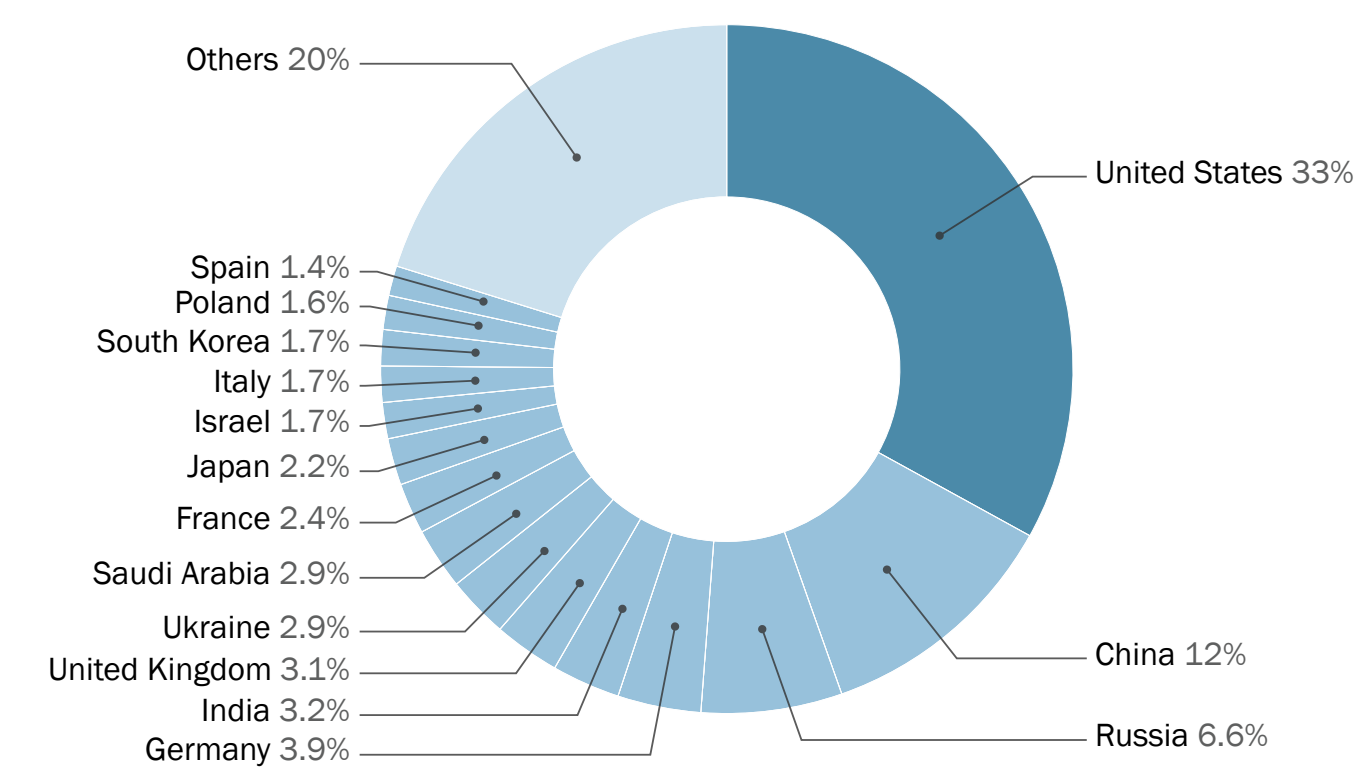
WORLD MILITARY EXPENDITURE, BY REGION, 1988–2025



KEY FACTS

- ▶ World military expenditure rose by 2.9 per cent in real terms to \$2887 billion in 2025, marking the 11th consecutive year of growth and the highest spending level ever recorded by SIPRI.
- ▶ Total military expenditure accounted for 2.5 per cent of the global gross domestic product (GDP) in 2025.
- ▶ The five biggest spenders in 2025 were the United States, China, Russia, Germany and India, which together accounted for 58 per cent of world military spending.
- ▶ The USA's military spending fell by 7.5 per cent to \$954 billion in 2025, while China's spending rose by 7.4 per cent to an estimated \$336 billion.
- ▶ Russia increased its military spending by 5.9 per cent in 2025 to an estimated \$190 billion, or 7.5 per cent of its GDP. Ukraine, the seventh largest spender in 2025, increased its spending by 20 per cent to an estimated \$84.1 billion, or 40 per cent of its GDP.
- ▶ In 2025 military expenditure grew in all world regions except the Americas. Total military spending in Europe rose by 14 per cent to \$864 billion in 2025, while spending in Asia and Oceania went up by 8.1 per cent to \$681 billion.
- ▶ The military expenditure of the 32 NATO members amounted to \$1581 billion in 2025, or 55 per cent of spending globally. The European NATO members spent \$559 billion in total. Of the 32 NATO members, 23 spent at least 2.0 per cent of GDP on their militaries in 2025, according to SIPRI's methodology.

THE SHARE OF WORLD MILITARY EXPENDITURE OF THE 15 LARGEST SPENDERS



Note: The boundaries used in this map do not imply any endorsement or acceptance by SIPRI. The absence of data for the Soviet Union in 1991 means that no total can be calculated for that year.
Source: SIPRI Military Expenditure Database, Apr. 2026.

