



Republic of Sudan
Ministry of Finance and Economic Planning

Approved Budget for 2021

December 2020

Contents

Actual/estimated FY 2020 budget performance	4
Preface.....	4
Actual/estimated budget performance for FY 2020.....	4
1. World economic outlook in 2020	4
2. The domestic economy in 2020	5
2.1. Domestic economic and financial developments in 2020.....	5
2.2. Overall performance of Sudanese economic indicators.....	5
3. Summary of actual/estimated financial performance of the 2020 budget	7
3.1. Revenues	8
3.2. Public spending.....	9
3.3. Overall deficit	10
4. Challenges and risks facing budget implementation in 2020	10
5. Deficiencies in the 2020 budget.....	11
5.1. Current expenditures	11
5.2. Capital expenditures.....	11
FY 2021 budget.....	12
Introduction.....	12
Preparation of the 2021 budget	12
6. Basic terms of reference for preparing the 2021 budget.....	12
7. Objectives and guidelines of the 2021 budget	13
7.1. Primary objectives	13
7.2. Sub-objectives and foundations	13
8. Key policies and measures in the FY 2021 budget.....	14
Economic reform pivot	14
8.1. Public finance.....	15
8.1.1. Revenue.....	15
8.1.2. Public spending	15
8.2. Budget deficit.....	16
8.3. Financing.....	16
9. Reform of the external sector.....	17
10. Investment policies and measures.....	17
Social development pivot.....	17
Peace pivot	17
11. World economic indicators for 2021	18
12. Projected macroeconomic indicators for 2021	19
Draft FY 2021 national government budget	21
13. Summary of overall national government budget estimates	21
13.1. Economic classification	21
13.2. Functional classification of expenditures.....	21
14. 2021 budget priorities	22
14.1. Subsistence of the population	22
14.2. Education	22

14.3. Health	23
14.4. Peace	23
14.5. Self-reliance	23
Draft FY 2021 federal government budget	24
15. Summary of 2021 budget estimates	24
15.1. Revenues	24
15.2. Expenditures	26
15.2.1. Employee compensation	27
15.2.2. Purchase of goods and services	27
15.2.3. Subsidies	28
15.2.4. Financing cost	28
15.2.5. Grants	29
15.2.6. Social benefits	29
15.2.7. Other expenditures	30
15.3. Acquisition of nonfinancial assets (national development)	30
15.4. Financial assets (contribution to capital)	32
15.5. External financing	32
15.5.1. Agreements	32
15.6. Net transactions in financial assets and liabilities for 2021	35
16. Risks and challenges facing the 2021 budget	36
17. Conclusion	36
FY 2021 revenue and expenditure estimates for the government ministries and units ..	37
18. Summary of overall estimates for the FY2021 budget for the governments of the states	53
Conclusion	53
Attachments	54
18.1. Attachment 1: Summary of the FY 2021 national government budget	55
18.2. Attachment No. 2: Summary of the FY 2021 federal government budget	56
18.3. Attachment 3: Details of federal development for 2021	58
18.4. Attachment 4: Details of development in the states (implemented through the federal government) for 2021	65
18.5. Attachment No. 5: Peace allocations	71
18.6. Attachment No. 6: FY 2021 federal government budget estimates	73

Actual/estimated FY 2020 budget performance

Preface

During 2020, the Sudanese economy faced multiple difficulties as the inevitable result of political changes and the economic recession brought on by the COVID-19 pandemic. The economy contracted. Growth, exports, and external support declined and inflation increased. Budget performance has been affected significantly by higher public spending, lower public revenues, and a higher overall deficit. There is thus a need for a major shift in economic policies and in the approach for managing the national economy and for the design of macro programs that strengthen public finance management, address structural imbalances, and support human capital to achieve economic stability and provide basic health, education, and other services.

In 2020, Sudan saw a major change in the domestic and external political climate thanks to positive political and diplomatic action that led to the signing of a peace agreement and the removal of Sudan from the list of countries that sponsor terrorism. These developments have had positive effects on economic and social conditions.

During 2020, a package of decisions was issued to maximize revenues, address subsidies, restructure budgeting methods according to the application of the government financial statistics system, harmonize the positions of units not included in the budget (such as higher education), and require government authorities and companies to improve their budgetary performance so as to use their resources efficiently and realize surpluses to support the budget.

Actual/estimated budget performance for FY 2020

1. World economic outlook in 2020

The Corona pandemic was the main factor that shaped global economic performance in 2020, particularly the full and partial lockdown policies occasioned by the spread of the pandemic. The pandemic has claimed the lives of more than a million people so far and degraded the living conditions of nearly 90 million people this year, pushing them into extreme deprivation and increasing poverty.

Thanks to the optimism generated by the development of effective vaccines for the COVID-19 pandemic, the global economy will grow at an estimated rate of (4.4) percent during 2020, which is better than initial expectations of an increase in negative output gaps and unemployment globally in 2020, particularly in the advanced and emerging market economies in the medium term.

Table No. 1: Key economic indicators of the world economy in 2020

Description	2019	2020
World economy		
Real GDP growth rate (%)	2.8	(4.4)
Inflation rate (%)	3.4	3.6
Growth rate of trade in goods and services (%)	1.0	(10.4)
European Union		
Real GDP growth rate (%)	1.3	(8.3)
Inflation rate (%)	1.2	0.4
Emerging Markets and Developing Economies		
Real GDP growth rate (%)	3.7	(3.3)
Inflation rate (%)	6.6	5.2
Asia		
Real GDP growth rate (%)	4.6	(2.2)
Inflation rate (%)	2.7	2.5
Africa and sub-Saharan Africa		
Real GDP growth rate (%)	3.2	(3.0)
Inflation rate (%)	8.5	10.6
Middle East and North Africa		
Real GDP growth rate (%)	0.8	(5.0)
Inflation rate (%)	8.2	9.4

Source: *World Economic Outlook*, International Monetary Fund, October 2020

2. The domestic economy in 2020

2.1. Domestic economic and financial developments in 2020

The many challenges faced by the Sudanese economy in 2020 pushed down macroeconomic indicators and negatively impacted political, social, and living conditions. These challenges include the total and partial lockdown policies stemming from the corona pandemic and the damage caused by the floods that swept the country. The transitional government implemented a number of economic reforms, most notably regarding subsidies for strategic goods. It also moved to consolidate the MOF's mandate over public funds and to reinstate coordination between the MOF, the Ministry of Economic Planning, and other actors in the national economy. Below, we summarize key macroeconomic indicators for 2020:

2.2. Overall performance of Sudanese economic indicators

- The GDP growth rate continued to decline in 2020 due to economic instability, totaling (4.8) percent compared to (1.3) percent in 2019. In 2020, the economic sectors' GDP shares were as follows: agricultural sector, 21.1 percent; industrial sector, 21.4 percent; and services sector, 57.5 percent. The sector most affected by the lockdown policies was the industrial sector. Oil production also declined continuously during 2020.

- Inflation continued to increase in 2020 and is expected to continue increasing to a rate of 148 percent on average. The high inflation rate is attributed to: the continued growth of the money supply, which grew at a rate of 74 percent due to increased spending on the corona pandemic, which has adversely affected general state revenues; higher spending from the contingencies item to address the floods that swept the country; the impact on commodity and production input prices; and the effect of structural reforms undertaken by the state.
- The overall budget deficit at end-2020 is expected to total 4.9 percent of GDP due to increased pressures on public finance. We expect further pressure from policies to continue supporting strategic goods (e.g., wheat and medicines) and from the salary and wage increase that occurred in 2020.
- The value of the Sudanese pound is expected to continue declining due to the expansion of speculative transactions in the parallel market. This trend has placed major burdens on public finance because of the high bill for the subsidization of consumer goods. It has increased inflation and boosted the money supply significantly. The decline of the Sudanese pound is also an indicator of the trade balance deficit and the state's reduced ability to increase exports and reduce imports due to adverse structural factors, such as inefficient infrastructure and multiple exchange rates.
- The trade balance deficit increased from \$3.6 billion in 2018 to \$4.6 billion in 2019, and totaled \$4.2 billion at end-FY 2020 due to a slump in export activity and the continued expansion of imports.
- The current account deficit rose from \$4.7 billion in 2018 to \$5.2 billion in 2019 and \$5.9 billion in 2020, reflecting weakness in external transfers, trade facilities, and openness to the world.
- A decline in the investment rate, estimated at 10 percent, is reflected in an increase in the unemployment rate to 43.2 percent.

Table No. 2: Macroeconomic indicators for 2020(actual/estimated)

Description	Unit/percentage	Actual/estimated for 2020
GDP at current prices	Billions of SDG	3,744.2
GDP at constant prices	Billions of SDG	34.4
Growth rate	%	(4.8)
Inflation rate (average)	%	148
Money supply	Billions of SDG	1,196.3
Money supply growth rate	%	74
Ratio of revenue to GDP	%	7
Ratio of public expenditure to GDP	%	12
Ratio of the deficit to GDP	%	(4.9)
Contribution of the agricultural sector to GDP	%	21.1
Contribution of the industrial sector to GDP	%	21.4
Contribution of the services sector to GDP	%	57.5
Exports	Billions of dollars	3.61
Imports	Billions of dollars	7.81
Trade balance	Billions of dollars	(4.2)
Current account	Billions of dollars	(5.9)
Overall balance	Billions of dollars	(262)
Overall growth rate of investment	%	(14.9)
Unemployment rate as a percentage of the labor force	%	43.2%

3. Summary of actual/estimated financial performance of the 2020 budget

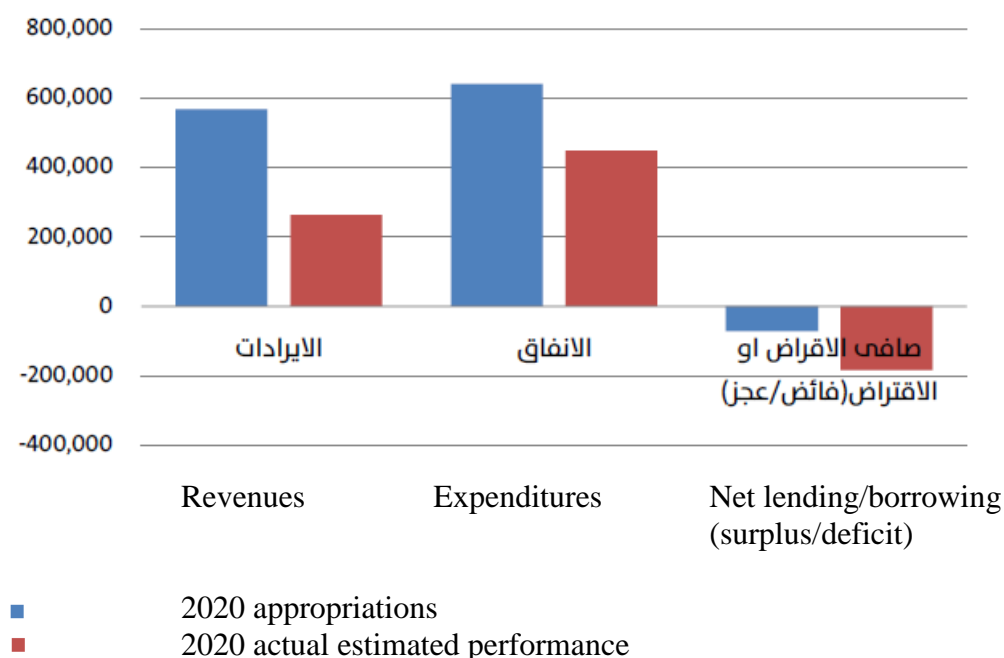
As shown in the following table, actual/estimated revenues in 2020 totaled SDG 264 billion (46 percent of the authorized estimate for 2020), while general expenditures totaled SDG 447.9 billion (including SDG 442.6 billion in current spending and SDG 5.3 billion in development spending), for an overall deficit of SDG 184.1 billion, funded by domestic and external funding sources.

Table No. 3: Summary of actual/estimated 2020 budget performance

(Billions of SDG)

Description	Appropriations in 2020	Actual/estimated performance in 2020	Performance (%)
Revenues	568.253	263.746	46%
Expenditure	641.300	447.865	70%
Net lending or borrowing (deficit)	-73.047	-184.119	
Deficit financing	73.047	184.119	
Net financial assets (capital contribution)	-1.000	317	(32)%
Net domestic financing and debt instruments	47.947	183.643	383%
Net external financing	24.100	0.793	3%

Figure 1: Summary of actual/estimated performance of the 2020 budget



3.1. Revenues

In 2020, revenues were affected by the totality of economic and social conditions, totaling 7 percent of GDP compared to a target of 27.3 percent due to the following factors:

- A failure to obtain contributions to the budget from donor countries affected by the COVID-19 pandemic.
- The defense industry's contribution to the budget totaled only 0.2 percent of the authorized appropriation.
- Global oil prices and local oil output fell, pushing down the government's share of oil revenues and revenues from South Sudan oil transit fees and transitional financial arrangements.
- The government authorities and companies performed weakly compared to the appropriation target in view of the implementation of the new salary structure and the COVID-19 lockdown.

Table No. 4: Actual/estimated revenues in 2020

(Billions of SDG)

Description	2020 estimate	2020 actual/estimated	Performance rate	Percentage of total*
Taxes	158.966	159.075	100%	60%
Grants	156.003	16.000	10%	6%
Other revenues	253.284	88.671	35%	34%
Total	568.253	263.746	46%	

[*Tabular rendering of Figure No. 2 – Tr.]

3.2. Public spending

In 2020, public spending totaled 12 percent of GDP compared to 30.8 percent targeted in the 2020 budget. Current spending totaled 98.8 percent of total public expenditure, while development spending totaled only 1.2 percent. Low public spending resulted in the accumulation of contractual obligations and nonpayment for strategic projects that help achieve the Sustainable Development Goals. Current spending during 2020 grew at a rate of 90 percent for the following reasons:

- Implementation of the new salary structure for state workers starting in May 2020.
- The wheat subsidy expenditure was implemented at a rate of 135 percent of the target.
- Current transfers to the states were implemented at a rate of 329 percent to cover the new salary structure.
- Spending on social support items in the form of social benefits, including cash and commodity support for poor families, health insurance, the subsidization of free medical care and lifesaving medicines, etc.
- SDG 14.6 billion was spent on needs stemming from the COVID-19 pandemic.
- SDG 466.2 million was spent on autumn emergencies (242 percent of the target in the budget) to reduce and contain the effects of the floods.

Table No. 5: Actual/estimated public spending performance during 2020

(Billions of SDG)

Description	2020 estimate	2020 actual/estimated performance	Performance rate	Percentage of total*
Current spending	584.325	442.602	76%	91%
Development spending	56.975	5.262	9%	9%
Total expenditure	641.300	447.865	70%	.

[*Tabular rendering of Figure No. 3 – Tr.]

3.3. Overall deficit

In 2020, The overall budget deficit totaled SDG 184.1 billion. This deficit was financed through borrowing from the banking system totaling SDG 200 billion (109 percent of net domestic debt financing), including SDG 16 billion to pay guarantees. Net external financing in 2020 accounted for only 0.4 percent of total financing. The budget deficit totaled 4.9 percent of GDP in 2020 despite the reform policies implemented in Q4 2020.

4. Challenges and risks facing budget implementation in 2020

- The catastrophic spread of the corona virus globally and domestically coincided with the start of the implementation of the main features of the budget. The precautionary measures taken included a partial curfew starting in March, followed by a full lockdown in Khartoum and key cities in the states in mid-April. These measures have severely affected adherence to the implementation of key budget requirements and planned budget targets and functions.
- Provision of basic needs (wheat, fuel, medicine) despite the scarcity of foreign exchange resources and the high exchange rate.
- Coverage of essential spending, transfers to the states, social protection programs, and health insurance despite the state's limited resources.
- Application of the salary structure in the absence of real resources and weak revenues due to the corona pandemic.
- Weak flow of external support and foreign loans and grants due to the effect of the corona pandemic on the global economy.
- The state's commitment to finance sectors affected by health disasters and natural disasters.
- An increase in inflation, which impacts deficit financing through borrowing from the banking system, pushing up the cost of living for citizens.
- Increased smuggling of basic commodities, e.g., gold, sesame, corn, gum Arabic, and petroleum materials.
- Provision of basic services to displaced-person camps to accommodate the growing number of refugees fleeing security conditions in border conflict zones.
- Implementation of extreme austerity measures to reduce nonessential government expenditures that do not affect the livelihoods or rights of Sudanese citizens. Accordingly, the operations of ministries and government agencies have been reduced by more than 50 percent, which has led to many challenges in obtaining the necessary resources to operate these agencies.
- Multiple exchange rates of the national currency against other currencies, and the widening gap between the official and parallel rates.
- A decline in remittance flows from Sudanese working abroad and other capital inflows, which has slowed output and increased inflationary pressures.
- An accumulation of domestic and external debts and financial obligations due to non-payment, which has weakened drawdowns from external loans and the ability to borrow from abroad.

- The tax-to-GDP ratio is below regional levels due to structural problems in the tax and customs regimes. The average tax effort was less than 6 percent, whereas the regional average is 15 percent.

5. Deficiencies in the 2020 budget

The actual estimated performance of the 2020 budget indicates that the general budget structure is inappropriate and not in line with international standards. The deficiencies may be summarized as follows:

5.1. Current expenditures

Current expenditures include eight main accounts (employee compensation, goods and services, fixed capital cost, financing cost, grants, subsidies, social benefits, and other expenditures). Actual current expenditures exceeded revenues, resulting in a current budget deficit. It should be noted that average current expenditures in most countries do not exceed 50 percent of total revenues. The revenue-expenditure mismatch in the Sudanese budget is attributed to:

5.1.1. A large increase in employee compensation in the 2020 budget amounting to 443 percent of the cost of the purchase of goods and services. Employee compensation should not exceed 50 percent of the cost of goods and services according to the estimated global average.

5.1.2. A large increase in subsidies in the 2020 budget, which totaled 46 percent – but should not have exceeded 20 percent – of non-grant current expenditures.

5.2. Capital expenditures

Appropriations for development projects did not exceed 9 percent –and should have totaled 50-60 percent– of total spending, in line with similar countries.

There is thus an urgent need for the government to develop a medium-term plan for adjusting the general budget structure so as to lower the current deficit to within safe limits and increase development spending gradually over the coming years based on the lessons of the 2020 budget, which should be taken into account when preparing and implementing the 2021 budget.

FY 2021 budget

Introduction

The FY 2021 budget is being implemented amid extremely complicated global conditions. Global economic growth has slowed, and many countries have recorded negative growth. The COVID-19 pandemic has put unprecedented pressure on healthcare systems, causing governments to seek additional financial resources in complicated circumstances under total or near-total lockdowns. The pandemic has totally paralyzed economic activity in Sudan and exacerbated structural imbalances which must be addressed urgently.

These conditions have greatly challenged the Ministry of Finance and Economic Planning in its efforts to provide additional resources, pursue prudent policies for offsetting increased government spending in response to the pandemic, halt the decline in economic and living conditions, adjust the macroeconomic path, and implement peace building and sustainment programs pursuant to the Constitutional Declaration and the comprehensive peace agreements.

Preparation of the 2021 budget

The Ministry of Finance and Economic Planning issued a circular on the preparation of budget proposals for FY 2021 according to the guidelines and methodology included in the memorandum explaining the budgeting rules approved by the Council of Ministers on November 18, 2020 in Decree No. 504 of 2020. Extensive consultations were held over the next six months. Economic experts and politicians from different organizations, employees of the Ministry of Finance [MOF] and other ministries, budget experts, and representatives of the resistance committees, Forces of Freedom and Change, and the Peace Forces assembled in the halls of the MOF in the presence of spectators. These developments culminated in the formation of a High Committee for the 2021 Budget. The budget was presented to the Forces of Freedom and Change and the peace partners in the framework of the final approval of the budget.

6. Basic terms of reference for preparing the 2021 budget

The 2021 general budget is based on the following terms of reference:

1. The government's priorities for the transitional period.
2. The requirements of the peace agreement matrix.
3. The outcomes and recommendations of the First National Economic Conference.
4. The economic program of the Forces of Freedom and Change.
5. The results of the analysis of financial performance in 2020 and related challenges.
6. The three-year economic reform program (2021-2023).
7. The 2030 Agenda for Sustainable Development Goals.

7. Objectives and guidelines of the 2021 budget

7.1. Primary objectives

- 1st objective -Achievement of economic growth, stability, and reform.
- 2nd objective -Reduction of poverty and expansion of the scope of social protection.
- 3rd objective - Achievement of a comprehensive, sustainable peace.

7.2. Sub-objectives and foundations

7.2.1. 1st objective - Achievement of economic growth, stability, and reform

- Achievement of macroeconomic stability.
- Achievement of positive GDP growth.
- Control of inflation and reduction of the overall budget deficit to within safe limits.
- Management of economic and financial crises, and the absorption of external shocks.
- Achievement of exchange-rate stability.
- Addressing of financial and commodity resource gaps and the prioritization of government spending at the federal and state/regional levels.
- Application of the mandate of the MOF to public funds, and the addressing of laws that contradict and overlap with the MOF's mandate.
- Achievement of economic governance through enforcement of laws that regulate economic activity, the tightening of institutional controls, transparency, accountability, review, and the combating of financial and administrative corruption.
- Concern with institutional reform; continued restructuring of the executive apparatus at the federal, state/regional, and local levels; and worker capacity building to develop and streamline the civil service.
- Concern with the media to enable it to play its role in entrenching transparency, spreading culture and awareness among citizens, making citizens aware of the requirements of the transitional phase, and shedding light on the economic situation, the general government budget, and the goals, directives, policies, and procedures on which the budget is based.
- Keeping of borrowing from the banking system within safe limits according to what is observed in other countries.
- Development and updating of financial systems and the completion of relevant laws.
- Achievement of self-reliance by taking advantage of the latent capacities of the Sudanese economy. This will be achieved by channeling bank financing to production and export sectors and streamlining management of the state's foreign-exchange resources.
- Application of the Bank of Sudan's mandate to foreign exchange.
- Diversification of national income sources.

7.2.2. 2nd objective - Reduction of poverty and expansion of the scope of social protection

- Reduction and absorption of the adverse effects of economic reforms on vulnerable groups of society.
- Action to implement the 2030 Sustainable Development Goals at the national and state/regional level.
- Strengthening of regional and international cooperation with a view to obtaining financing for development projects that create jobs, especially for youth.
- Focusing on the population's subsistence and the easing of the adverse effects of the high cost of living.
- Increased spending on human development and scientific training and research.
- Continued support of basic goods, such as life-saving medicines.

7.2.3. 3rd objective - Achievement of a comprehensive, sustainable peace

- Achievement of political and security stability throughout the country.
- Entrenchment of the foundations of peace and the peaceful resolution of conflict to create social peace.
- Channeling of development to areas that are marginalized and affected by conflict.
- Achievement of inclusive, regionally balanced development.
- Creation of a climate that encourages the return of displaced persons and refugees to their areas of origin.
- Disarmament, demobilization, and reintegration.

8. Key policies and measures in the FY 2021 budget

Economic reform pivot

- Action to stop the decline of macroeconomic indicators, particularly indicators of economic growth, inflation, the Sudanese pound exchange rate, and money supply growth.
- Public finance reform.
- Monetary and banking sector reform.
- Promotion of the production and service sectors to achieve the Sustainable Development Goals.
- Elimination of restrictions and distortions in the export sector to reduce the external gap.
- Efforts to obtain external debt forgiveness for Sudan through international initiatives by taking advantage of the opportunities offered for international and regional support for Sudan.

8.1. Public finance

Fiscal policy for 2021 aims to: stop the economic decline; restore growth; achieve the 2030 Sustainable Development Goals; accommodate the requirements for implementing peace programs; and implement spending on health, education, and social protection programs, including the *Silati* Program [to reduce the prices of consumer goods] and the *Thamarat* Direct Cash Transfer Program [for poor families]. Emphasis will be placed on applying the MOF's mandate to public funds and boosting the tax effort. Key policies and measures will be pursued in the following areas:

8.1.1. Revenue

Action will be taken to develop and promote revenue sources by:

- Increasing collection efficiency and boosting tax-to-GDP ratio.
- Expanding revenue bases by:
 - Promoting and developing electronic collection and billing systems.
 - Developing systems for collecting gold and other mineral resources
 - Amending the administrative fees and the taxes collected by the public authorities.
 - Migrating the informal sector into the formal sector (reducing the expansion of the informal sector).
- Reviewing customs and tax exemptions, and expanding the tax umbrella horizontally.
- Establishing deterrent laws to combat tax and customs evasion and diversion and economic crimes
- Continuing to prevent illegal collection.
- Boosting the administrative and economic efficiency, and adopting policies and measures to increase the revenues, of governmental authorities and companies.
- Providing political, legal, and logistical support to revenue units (Chamber of Taxation and the General Customs Authority) to help them perform their duties, boost collection, and enhance the fiscal and tax effort.
- Using the assets and funds recovered by the Committee to Eliminate Empowerment [of former regime loyalists].
- Collecting in-kind royalties from mining companies and reviewing mining contracts.
- Canceling all exceptions granted to government and quasi-government companies to ensure fair competition with private-sector companies.

8.1.2. Public spending

- Setting and reordering of public spending priorities.
- Continued application of the unified wage structure and the elimination of wage disparities.
- Administrative and institutional reform.

- Development and promotion of social-security and protection mechanisms for low-income persons and poor families, and implementation of the *Thamarat* Direct Cash Transfer Program.
- Strengthening of decentralized governance, and entrenchment of the foundations of peace by accommodating the requirements of the Sudan peace agreement.
- Concern with infrastructure and the production sectors in order to support economic activity, help create jobs for young men and women--particularly women, and reduce poverty.
- Addressing of the subsidization of strategic goods by gradually moving from support of consumption to support of production, and from indirect support to direct support targeting poor groups.
- Natural disaster management, and the easing of the adverse effects of global financial and economic crises on the national economy.
- Increased spending on health to cover the requirements for combating the spread of the COVID-19 pandemic.
- Ongoing review of projects with a view to suspending projects offering no economic and social benefit.
- Inclusion of the Sustainable Development Goals in the general budget; and inclusion of the states, municipalities, and local communities as partners in the prioritization of projects.

8.2. Budget deficit

- Financing of the general budget deficit through the use of noninflationary tools (securities).
- Reduction of the current and overall general budget deficit to safe levels, and reduction of the public debt.
- Control of borrowing from the banking system, and the channeling of funds borrowed from the banking system into financing of the development sector.

8.3. Financing

- Action to expand external financing channels and research new modes, such as the build–operate–transfer system, to encourage joint investments.
- Adherence to the established ceiling on borrowing from the banking system.
- Continued payment of external obligations and debts, which is critical to ensure the continued flow of financing from domestic, regional, and international financing institutions.
- Encouragement of financing through securities, and the expansion of financing through securitization in order to exploit recovered assets.
- Limiting of new letters of guarantee to vital strategic and ongoing projects.

9. Reform of the external sector

- Removal of Sudan from the list of state sponsors of terrorism.
- Streamlining of the management of state foreign-exchange resources by applying the mandate of the Central Bank of Sudan to foreign exchange.
- Rationalization of government demand for foreign exchange.
- Unification of the exchange rate in the foreign-exchange market as an ultimate objective.
- Improvement of banking relations with correspondent banks abroad.
- Review of laws and regulations that govern dealing in foreign exchange.
- Attraction of remittances from Sudanese working abroad.
- Control of telecommunication companies' foreign-exchange purchases.
- Promotion of public-debt management (external + domestic debt).

10. Investment policies and measures

- Action to prepare and improve the business climate.
- Review of the Investment Encouragement Law.
- Concern with investment promotion policies.

Social development pivot

- Combating of infectious and endemic diseases
- Continued rehabilitation and development of infrastructure.
- Provision of educational opportunities designed to meet the needs of development and nation building.
- Action to improve development indicators, particularly those linked to the Sustainable Development Goals.
- Continued preparation of the national social protection system.
- Continued implementation of other social protection policies through the social funds, Islamic alms funds, and health insurance funds.
- Concern with small and microfinance programs, especially in production activities, to provide jobs for youth of both sexes and to reduce poverty.

Peace pivot

- Regarding of peace as the primary foundation for political and economic stability.
- Cessation of the war and the removal of iniquities to achieve a sustainable peace based on social, political, and economic justice.
- Provision of financial resources to cover the requirements of the peace agreement according to the peace agreement matrix.
- Achievement of inclusive, sustainable development for all through development projects that support output and growth and strengthen fairness, equality, stability, and peace.

- Participation of the states/regions and local communities in determining the priorities of reconstruction programs in areas affected by war and conflicts; and the enhancement and development of capacities.

11. World economic indicators for 2021

World economic risks that may affect the Sudanese economy and budget estimates include the following:

- The outbreak and second wave of the COVID-19 pandemic and the ensuing total or near-total lockdown and cessation of economic activity.
- The conflicts raging between the major economies over the global oil market, and the effects thereof on prices and the investment climate.
- Conflicts and population displacements in neighboring countries, which impact investment, trade, and financial flows and impede the completion of the peace building processes.

Table No. 6:Key world and regional economic indicators for 2021

Description	2019	2020	2021
World economy			
Real GDP growth rate (%)	2.8	(4.4)	5.2
Inflation rate (%)	3.4	3.6	3.5
Growth rate of trade in goods and services (%)	1.0	(10.4)	8.3
European Union			
Real GDP growth rate (%)	1.3	(8.3)	5.2
Inflation rate (%)	1.2	0.4	0.9
Emerging Markets and Developing Economies			
Real GDP growth rate (%)	2.1	(4.6)	3.9
Inflation rate (%)	6.6	5.2	5.2
Asia			
Real GDP growth rate (%)	4.6	(2.2)	6.9
Inflation rate (%)	2.7	2.5	2.5
Africa and sub-Saharan Africa			
Real GDP growth rate (%)	3.2	(3.0)	3.1
Inflation rate (%)	8.5	10.6	7.9
Middle East and North Africa			
Real GDP growth rate (%)	0.8	(5.0)	3.2
Inflation rate (%)	8.2	9.4	9.9

Source: *World Economic Outlook*, International Monetary Fund, October 2020

Accordingly, the draft general government budget for FY 2021 was prepared based on projected world growth rates issued by the relevant international institutions taking into account the risks posed by the world economy.

12. Projected macroeconomic indicators for 2021

Sudan is expected to see relative economic stability during 2021 and in the medium term based on the structural economic reforms applied by the transitional government.

The 2021 budget is intended to stabilize the economy by stabilizing the real exchange rate and keeping the budget deficit within safe limits.

Table No. 7 shows key economic indicators projected for the 2021 budget. GDP is expected to grow by 1 percent in 2021 compared to (4.8) percent in 2020. These growth estimates are based on the following policies and measures:

- Continuation of financial reforms, elimination of all distortions in the commodity support policy, and a gradual shift to the *Thamarat* Direct Cash Support Program, which targets 80 percent of the population.
- Application of the MOF's mandate to public funds by requiring all government companies to contribute positively to the performance of the national economy.
- Creation and development of alternative budget deficit financing tools by returning to a financing system based on the use of guarantees and *sukuk* [sharia-compliant bond-like instruments], with efforts to develop this system and address its shortcomings.
- Working with international partners to address Sudan's external debt position and enable Sudan to benefit from development-financing channels offered by international financing institutions, especially after Sudan is removed from the list of state sponsors of terrorism.
- Boosting of the tax effort, revision of exemptions, and revision of service fees and government fees to reflect the true cost of services.
- Efforts to increase the contribution of governmental authorities and companies by implementing programs to reform them and by reviewing their performance.
- Control of public spending and application of proposed structural reforms to the central government and local governments.
- Assimilation of the recommendations and spending requirements of the Sudan peace agreements, and the establishment of a culture of peace and equality by providing social services to all Sudanese.
- Progress in the implementation of the social safety net programs by continuing to implement the *Silati* Program and *Thamarat* Direct Cash Transfer Program in addition to the programs being implemented with the Ministry of Labor and Social Welfare, and by continuing to subsidize bread, medicines, and cooking gas.
- Efforts to ensure that the states obtain their share of national revenues in accordance with what is allocated.

Table No. 7: Macroeconomic indicators projected for 2021

Description	Unit/percentage	2020 actual/estimated	2021
GDP at current prices	Billions of SDG	3,744.2	5,958.22
GDP at constant prices	Billions of SDG	34.4	34.68
Growth rate	%	(4.8)	1
Contribution of the agricultural sector to GDP	%	0.4	1.5
Contribution of the industrial sector to GDP	%	(5.2)	(5.5)
Contribution of the services sector to GDP	%	0.1	5
Inflation rate (average)	%	148	95
Money supply	Billions of SDG	1,196.3	1,551.6
Money supply growth rate	%	74	29.7
Revenues	Billions of SDG	263.7	938.2
Ratio of revenues to GDP	%	7	15.7
Public expenditure	Billions of SDG	447.9	1,021.8
Ratio of public expenditure to GDP	%	12	17.1
Budget deficit	Billions of SDG	(184.1)	(83.6)
Ratio of the budget deficit to GDP	%	(4.9)	(1.4)
Exports	Billions of dollars	3.61	3.8
Imports	Billions of dollars	7.81	8.2
Trade balance	Billions of dollars	(4.2)	(4.4)
Current account	Billions of dollars	(5.9)	(4.5)
Overall balance	Millions of dollars	(262)	116
Overall investment growth rate	%	(14.9)	29.9
Unemployment rate (percentage of workforce)	%	43.2	38

Draft FY 2021 national government budget

The FY 2021 national government budget comprises the budgets of the federal government and the budgets of the state governments.

13. Summary of overall national government budget estimates

13.1. Economic classification

- Revenues are estimated at SDG 998.8 billion (16.7 percent of GDP).
- Current expenditures are estimated at SDG 889.0 billion (14.9 percent of GDP).
- Capital (development) expenditures are estimated at SDG 209.7 billion (4 percent of GDP).
- The general budget deficit thus totals SDG 99.9 billion (1.7 percent of GDP).

Table No. 8: Summary of overall FY 2021 national government budget estimates

(Billions of SDG)

	Federal	State	Share of the [social security] funds	Settlements	National
Revenues	938.2	213.4	23	(175.8)	998.8
Current expenditures	908.1	133.7	23	0	889.0
Surplus (revenues - current expenditures)	30.1	79.7	0	0	109.8
Capital (development) expenditures	113.6	96.1	0	0	209.7
Total deficit (current deficit - capital expenditures)	(83.6)	(16.4)	0	0	(99.9)

13.2. Functional classification of expenditures

- National budget [expenditures] for 2021 are estimated at SDG 1,101 billion (18.5 percent of GDP), including the current expenditures of the federal government, states, and the funds and capital expenditures, compared to SDG 700.5 billion in 2020.
- Health expenditures are estimated at SDG 99.0 billion (2 percent of GDP), up 93 percent from 2020.
- Education expenditures are estimated at SDG 137.3 billion (2 percent of GDP), up 127 percent from 2020.
- Social protection expenditures are estimated at SDG 313.2 billion (5 percent of GDP), up 5 percent from 2020.

Table No.9: National government expenditures for 2021 according to functional classification

(Billions of SDG)

Functional classification	2021 estimates for the federal government	2021 estimates for the state governments	Social security funds	2021 estimates for the national government	% of GDP	% of total expenditures
Public services	278.71	11.51	23.00	313.22	5.3%	28.5%
Education	75.14	62.16	0.00	137.31	2.3%	12.5%
Defense (Army and Rapid Support Forces)	136.99	0.00	0.00	136.99	2.3%	12.4%
General reserves (foreseeable contingencies)	126.24	0.00	0.00	126.24	2.1%	11.5%
Economic affairs (agriculture, industry, mining, etc.)	64.81	47.95	0.00	112.76	1.9%	10.2%
Health	59.87	39.14	0.00	99.01	1.7%	9.0%
Public order and public safety affairs (justice, judiciary, Public Prosecution Office, police, etc.)	62.97	0.00	0.00	62.97	1.1%	5.7%
Housing and community amenities (roads, bridges, infrastructure, etc.)	5.07	46.05	0.00	51.11	0.9%	4.6%
Public services (councils, Ministry of Foreign Affairs, Ministry of Finance)	35.37	9.21	0.00	44.58	0.7%	4.0%
Youth, culture, and religion	2.57	6.91	0.00	9.47	0.2%	0.9%
Environmental protection	0.08	6.91	0.00	6.98	0.1%	0.6%
Total	847.80	229.83	23.00	1,100.63	18.5%	100%

14. 2021 budget priorities

14.1. Subsistence of the population

The 2021 budget allocates an appreciable amount, SDG 260 billion (24 percent of budget estimates), for the subsistence of the population and social protection. This sum covers a direct cash support program for Sudanese families and a program to support poor families (these are two separate programs). It covers: support and rehabilitation programs for the national transportation sector; the *Silati* Program [to reduce the prices of consumer goods]; youth employment programs; and continued support for wheat, medicines, cooking gas, and electricity. Electricity continues to require the greatest amount of commodity support, claiming SDG 101 billion of the SDG 194.8 billion allocated for commodity support in the budget.

14.2. Education

The 2021 budget attaches the utmost degree of importance to education. For the first time in the modern history of Sudan the percentage of expenditure allocated for education exceeds the percentage allocated for defense. The 2021 budget allocates SDG 137.3 billion or 12.5 percent of government spending for education compared to 7.2 percent in 2020. The 2021 public education appropriation covers: school meals; literacy and adult education programs; teacher training; curriculum development; support for the National Curricula and Educational Research Center to enable it to play its pivotal role in the educational process; rehabilitation

of technical schools to absorb students and support the labor market with skilled, trained workers and tradespeople; and the provision of seating, renovation of buildings, and improvement of the school environment in the states. The 2021 general budget doubles the budget for higher education and scientific research and increases spending on scientific research intended to increase output and productivity and add value.

14.3. Health

Estimated health expenditures in the 2021 budget total SDG 99 billion (9 percent of budget estimates, 2 percent of GDP, and 93 percent **growth** of 2020 appropriations). This sum covers: support for life-saving medicines; the requirements for dealing with the corona pandemic; the rehabilitation and construction of rural hospitals, health centers, and reproductive health centers; and nutrition and health programs.

14.4. Peace

The 2021 budget covers the requirements of the peace agreements. Spending on peace represents 60 percent of the development-project expenditures in the budget and 7 percent of the transfers allocated for the states. The budget allocates SDG 54 billion for peace, including SDG 21.5 billion in the framework of the division of wealth among the state and regional centers for continued spending on projects that were previously suspended because of the location of the projects in conflict and war zones. In addition, an estimated SDG 13.3 billion has been allocated for the Peace Building Fund, SDG 19.3 billion has been allocated from the American grant to support peace programs, and a sum has been set aside in the defense item for security arrangements and civilian protection.

14.5. Self-reliance

The 2021 general budget seeks to achieve self-reliance on two tracks: maximization of revenues and the boosting of productivity. Tax and customs revenues in the 2021 budget total SDG 254 billion, up 59.7 percent from SDG 159 billion [in 2020], and gold output totals SDG 100 billion compared to SDG 20 billion [in 2020]. The budget allocates SDG 14.8 billion in general expenditures to increase productivity in the agricultural, industrial, and mining sectors and for the rehabilitation of infrastructure and environmental protection. To achieve this priority, the budget will be funded by real revenues, and borrowing from the central bank will be reduced from SDG 239 billion to SDG 52 billion, underscoring the transitional government's commitment to removing the burden of inflation from citizens.

Draft FY 2021 federal government budget

15. Summary of 2021 budget estimates

In 2021, revenues will total an estimated SDG938.2 billion and public spending will total SDG1,021.7 billion, including SDG908.1 billion in current expenditures (89 percent of total public spending) and SDG 113.6 billion for the net acquisition of nonfinancial assets (11 percent of public spending). Accordingly, the overall deficit is expected to total SDG 83.6 billion.

Table No. 10: Summary of FY 2021 budget estimates

(Billions of SDG)

Description	2020 appropriation	2021 estimate	Increase/decrease
Revenues	568.253	938.214	65%
Expenditures	584.325	908.129	55%
Net operating balance	(16.072)	30.086	
Net nonfinancial assets (national development)	56.975	113.647	99%
Net borrowing (deficit)	(73.047)	(83.562)	
Deficit financing	73.047	83.562	
Net financial assets (contribution to capital)	(1.000)	6.696	(770)%
Net domestic financing and debt instruments	47.947	62.246	30%
Net external financing	24.100	2.,012	16%

2021 GDP shares:

- Revenues: 15.7 percent.
- Spending (current + capital expenditures): 17.1 percent.
- Overall deficit: 1.4 percent.

15.1. Revenues

Estimated revenues in the 2021 budget total SDG 938.2 billion (including SDG 254.7 billion in tax revenues, SDG 476.7 billion in other revenues, and SDG 206.8 billion in grants), up 65 percent from the 2020 revenue estimate. The revenue estimate is based on:

- The continuation of institutional, administrative, and technical reform; and the expected results of the completion of the electronic collection system.
- Completion of the computerization of the operations of the Chamber of Taxation.
- Rationalization and reduction of tax exemptions, and the amendment of several rates on goods and services.
- An expected increase in domestic crude oil production to 70,100 barrels/day and the transit of 157,500 barrels/day of oil from the Republic of South Sudan and partners.
- An expected increase in mineral production, particularly gold.

Figure No. 5: 2021 Revenue estimates relative to total estimated revenues

Tax revenues: 27 percent
 Grants: 22 percent
 Other revenues: 51 percent

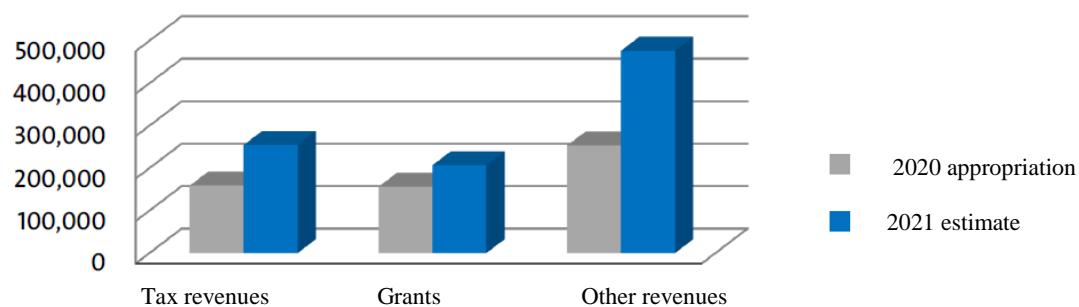
Table No. 11: 2021 revenue estimates

(Billions of SDG)

Description	2020 appropriation	2021 estimate	Increase/decrease
Total revenues	568.253	938.214	65%
Tax revenues	158.966	254.672	60%
Taxes on income, profits, and capital gains	19.000	22.000	16%
Property taxes	0.051	0.057	12%
Taxes on goods and services	113.714	182.033	60%
Taxes on trade and international transactions	26.002	50.482	94%
Other taxes	.200	.100	(50)%
Grants	156.003	206.848	33%
Other revenues	253.284	476.694	88%
Property income	139.710	107.257	(23)%
Sales of goods and services	46.754	312.673	569%
Sales by marketing establishments (oil / nonoil revenues)	41.417	296.730	616%
Administrative fees	5.276	15.863	201%
Incidental sales by non-market establishments	0.031	0.040	30%
Fines, penalties, and seizures	0.031	0.040	30%
Miscellaneous revenues	66.820	56.764	(15)%
Fees for the transit of the oil of the Republic of South Sudan	42.378	37.514	(11)%
Transitional financial arrangements	24.442	19.250	21%

Revenues as a percentage of GDP in 2021: Taxes: 4.3 percent
 Grants: 3.5 percent
 Other revenues: 8.0 percent

Figure No. 4: Revenue estimates for 2021



15.2. Expenditures

Estimated expenditures in the 2021 budget total SDG 908.1 billion, up 55 percent from 2020 appropriation.

Table No. 12: Expenditure estimates for 2021

(Billions of SDG)

Description	2020 appropriation	2021 estimate	Increase/decrease
Employee compensation	131.050	251.986	92%
Purchase of goods and services	35.000	101.776	191%
Financing cost	10.000	12.000	20%
Subsidies	255.400	207.802	(19)%
Grants	105.875	192.655	82%
Social benefits	45.000	137.923	206%
Other expenditures	2.000	3.986	99%
Overall total	584.325	908.129	55%

Figure No. 6: Expenditure estimates for 2021

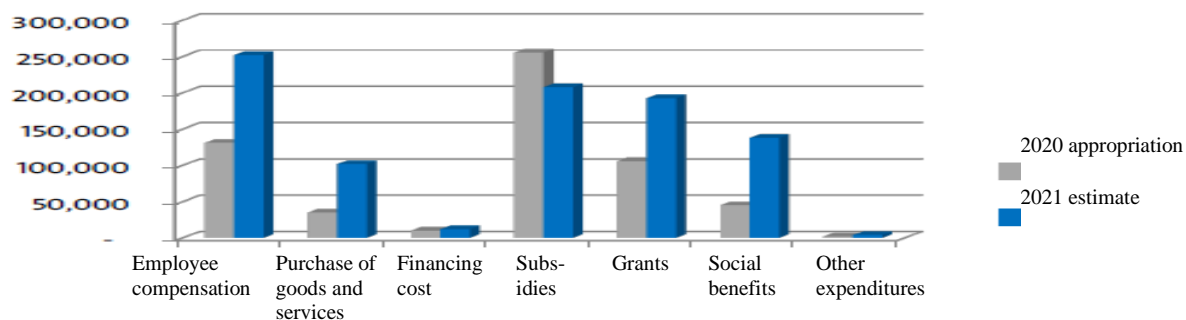


Figure No. 7: Expenditure estimates for 2021 as a percentage of total expenditure

	% of expenditures
Employee compensation	28%
Purchase of goods and services	11%
Financing cost	1%
Subsidies	23 %
Grants	21 %
Social benefits	15 %
Other expenditures	1%

15.2.1. Employee compensation

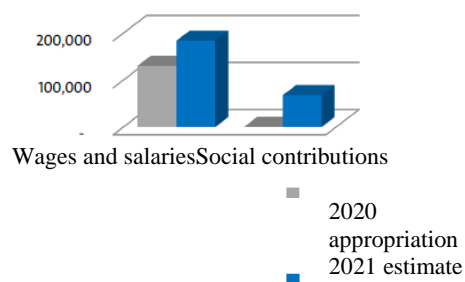
Employee compensation in the 2021 budget is estimated at SDG 252 billion or 28 percent of total expenditure, up 92 percent from 2020 due to the amendment of wages and salaries under Decree No. 143 of 2020 of the Transitional Council of Ministers concerning Wage Structure Implementation Measures for 2020.

Table No. 13: Employee compensation estimates for 2021

(Billions of SDG)

Description	2020 appropriation	2021 estimate	Increase/decrease
Wages and salaries	130.700	184.030	41%
Social contributions	0.350	67.956	19,316%
Overall total	131,050	251,986	92%

Figure No. 8: Employee compensation estimates for 2021



15.2.2. Purchase of goods and services

Purchases of goods and services in the 2021 budget are estimated at SDG 101.8 billion (11 percent of total expenditure), up 191 percent from 2020. The large increase stems from an increase in the general level of prices, the requirements of peace and the defense and security agencies, and support for revenue units that help maximize revenues.

Table No. 14: Estimated purchases of goods and services for 2021

(Billions of SDG)

Description	2020 appropriation	2021 estimate	Increase/decrease
Purchases of goods – centralized items	35.000	101.776	191%

15.2.3. Subsidies

Subsidies in the general budget for 2021 are estimated at SDG 207.8 billion, down 19 percent from 2020 due to the reduction of the fuel subsidy. Subsidies include subsidies for media organizations and higher educational institutions (SDG13.0 billion), fuel (SDG20.0 billion), electricity (SDG 101.1 billion), wheat (SDG 61.7 billion), and medicines (SDG12.0 billion).

Table No. 152: Estimates of subsidies for 2021

(BillionsSDG)

Description	2020 appropriation	2021 estimate	Increase/decrease
Subsidies for media organizations	0.3	1.0	233%
Subsidies for higher education institutions	3.0	12.0	300%
Subsidies for strategic goods:	252.1	194.8	(23)%
Fuel subsidy	200.9	20.0	(90)%
Electricity subsidy	17.2	101.1	488%
Wheat subsidy	34.0	61.7	81%
Medicine subsidy	0	12.0	0%
Overall total	255.4	207.8	(19)%

15.2.4. Financing cost

The financing cost in the 2021 budget is estimated at SDG 12.0 billion, up 20 percent from 2020. It includes the cost of financing external loans and the profits of *shahama* [government investment certificate based on *amusharakah*, an Islamic finance structure in which partners share in the profits and losses] and *sukuk*.

Table No. 16: Estimates of financing costs for 2021

(Billions of SDG)

Description	2020 appropriation	2021 estimate	Increase/decrease
External loans	4.000	4.500	13%
<i>Shahama</i> and <i>sukuk</i>	6.000	7.500	25%
Overall total	10.000	12.000	20%

15.2.5. Grants

Transfers to the states/regions and dues for international and regional organizations (grants) in the 2021 budget are estimated at SDG 192.7 million, up 82 percent from 2020. They include: SDG 2.5 billion in dues for international and regional organizations; SDG 190.2 billion in transfers to the states/regions, including SDG 87.9 billion in current transfers and SDG 87.9 billion in capital transfers (SDG 42.0 billion as the local component and SDG 45.9 billion as the foreign component); SDG 1.0 billion for the share of the oil-producing states; and SDG 13.3 billion for the Peace Building Fund.

Table No. 17: Estimates of grants for 2021

(Billions of SDG)

Description	2020 appropriation	2021 estimate	Increase/decrease
Grants	105.875	192.655	82%
International organizations	2.000	2.500	25%
Grants for other general government units	103.875	190.155	83%
Current transfers:	34.668	88.936	157%
Current transfers to the states	33.916	87.908	159%
Share of the oil-producing states	0.751	1.028	37%
Capital transfers	61.937	87.908	42%
Peace Building Fund	7.270	13.311	83%

15.2.6. Social benefits

Social benefits in the 2021 general budget are estimated at SDG 137.9 billion, up 206 percent from 2020 appropriation. The increase is intended to cover social protection programs. The number of families targeted for health insurance has been increased by 1 million to total 5.9 million families. The monthly obligation per family has been increased from SDG 278 to SDG 670. These measures are in addition to measures to improve the subsistence of the population and support youth programs ([Youth for] the Environment). Estimated allocations for social benefits have been directly impacted by the increase in the cost of medicines due to the decline in the value of the Sudanese pound. The social benefits appropriation includes an increase in pensions for vulnerable groups and the Sudanese Family Support Program, which is funded by a World Bank grant.

Table No. 18: Social benefit estimates for 2021

(Billions of SDG)

Description	2020 appropriation	2021 estimate	Increase/decrease
National Student Welfare Fund	0.050	0.060	20%
Support for social activities	0.500	1790	258%
Support for poor families	3.240	3.240	0%
Support for treatment abroad	0.600	0.075	25%
Project to indigenize medical treatment in Sudan	0.100	0.150	50%
Support for life-saving drugs	10.000	25.000	150%
Support for hospital operations	0.950	1.500	58%
Support for treatment of accident victims	0.550	0.800	45%
Other health programs	0.0	4.125	0.0%
Medical treatment for prison inmates and guards	0.015	0.020	33%
Prison food	0.500	2.000	300%
Health insurance	16.000	47.800	199%
Salam Centre for Cardiac Surgery	0.300	0.600	100%
Gezira Scheme pensions	0.096	0.370	285%
Pensions and social insurance grants	1.765	11.544	554%
Elimination of wage disparities	2.620	0.0	(100)%
Support for health units	8.254	8.239	0%
School meals	0.0	15.750	0%
Population subsistence programs	0.0	2.750	0%
Youth programs (environment)	0.0	2.750	0%
Sudanese Family Support Program (World Bank)	0.0	9.360[*]	0%
Overall total	45.000	137.923	206%

*Includes the local component

15.2.7. Other expenditures

This item includes the cost of customs duties and the value added tax on the imports of government ministries and units. Other expenditures in the 2021 budget are estimated at SDG 4 billion, up 99 percent from 2020.

15.3. Acquisition of nonfinancial assets (national development)

Estimated expenditures on the acquisition of nonfinancial assets in 2021 total SDG 115.4 billion, up 99 percent from 2020, including SDG 52.3 billion in the local currency and the equivalent of SDG 63.1 billion in foreign exchange for funding peace programs, strategic manufacturing industry projects, social development projects, and infrastructure projects.

Table No. 19: Estimated acquisition of nonfinancial assets (national development) for 2021

(Billions of SDG) [the figures in this table have commas; decimal points are probably intended – Tr.]

Sector	Local	Grants	Loans	Total foreign component	Overall total
Agricultural sector	7,523.9	2,107.4	0.0	2,107.4	9,631.3
Industrial sector	1,701.7	0.0	1,375.0	1,375.0	3,076.7
Roads, transportation, and bridges sector	2,752.0	0.0	825.0	825.0	3,577.0
Energy, irrigation, and water resources sector	14,080.9	3,638.8	25,464.5	29,103.3	43,184.2
Social development sector	18,968.8	9,598.1	880.0	10,478.1	29,446.9
Miscellaneous sector	7,322.0	19,250.0	0.0	19,250.0	26,572.0
Total of the sectors	52,349.3	34,594.2	28,544.5	63,138.7	115,488.0

15.4. Financial assets (contribution to capital)

Appropriations for financial assets in the 2021 general budget are estimated at SDG 6.7 million. They will be used to pay the government's contributions to capital, chiefly the capital of the Khartoum Refinery, Islamic Development Bank, and Arab Authority for Agricultural Investment Development.

15.5. External financing

15.5.1. Agreements

Loan and grant agreements totaling \$349.7 million are expected to be signed during 2021, including grant agreements for \$197.7 million and loan agreements for \$152.0 million.

Table No. 20: Foreign loan and grant agreements expected to be signed during 2021

(Millions of dollars)

Financing institution	Project	Signing date	Loans	Grants	Total
African Development Bank	Corona Emergency Project	January 2021	0	27	27
	Women's Empowerment Project	Q1	0	15	15
	Comprehensive agricultural census	Q1	0	29	29
	Kosti water network	Q1	0	39	39
International Fund for Agricultural Development	Support for the rural poor affected by the corona pandemic	January 2021	0	0.78	0.78
Arab Monetary fund	Automatic loan	Q1	82	0	82
UN agencies	Trade Financing Program	Q1	70	0	70
China	Project to Protect Environmental Systems and Nature Reserves	Q1	0	4.1	4.1
	Drilling of ground wells in Northern State and River Nile State	Q1	0	14	14
	Technical Cooperation Project for the Presidential Palace (Stage 2)	February 2021	0	13	13
	Technical Cooperation Project for the Friendship Center for Vocational Training (Stage 2)	Q2	0	6	6
	Confucius Institute and Conference Hall Project at the University of Khartoum	Q3	0	39.8	39.8
U.S. Agency for International Development	Transition-to-a-New-Sudan Program, Stage 2	Q2	0	10	10
Total			152	197.68	349.68

15.5.1.1. Foreign loan and grant drawdowns

Estimated drawdowns from foreign loans and grants for ongoing and new projects in the 2021 budget are expected to total \$4.48 billion (= SDG 246.75 billion), including SDG 39.90 billion in loan drawdowns (up 17 percent compared to SDG 34.10 billion in 2020) and SDG 85.206 billion in grant drawdowns, including SDG 90.91 billion in cash grants and SDG 115.94 billion in in-kind grants.

Table No. 21: Estimates of foreign loan and grant drawdowns for 2021

(Millions of dollars)

Financing institution	Estimates for 2021		
	Loans	Grants	Total
Arab financing institutions			
Islamic Development Bank	84.30	2.40	86.70
Arab Fund for Economic and Social Development	332.00	3.30	335.30
Kuwaiti Fund	121.00	0.0	121.00
Saudi Fund for Development + Saudi [Export Program]	120.00	70.00	190.00
Total of Arab financing institutions and the Islamic Development Bank	657.30	75.70	733.00
World Bank and the Donors Fund	0.0	226.00	226.00
African Development Bank	0.0	148.00	148.00
International Fund for Agricultural Development	0.0	34.19	34.19
United Nations and UN agencies (UNICEF [and specialized agencies])	0.0	377.92	377.92
European Union	0.0	1.00	1.00
Global Fund for Vaccines and Immunization	0.0	5.00	5.00
Total of international financial institutions	0.0	792.11	792.11
Iran	30.00	0.0	30.00
China	38.17	46.00	84.17
Japan International Cooperation Agency (JICA)	0.0	16.66	16.66
German aid agency [GIZ]	0.0	4.00	4.00
French agency [AFD]	0.0	2.40	2.40
Korean agency [Korean International Cooperation Agency]	0.0	3.00	3.00
U.S. Agency for International Development	0.0	13.00	13.00
Bilateral total	68.20	85.06	153.26
American grant for the implementation of programs and projects in the framework of removal of Sudan from the list of state sponsors of terrorism	0.0	700.00	700.00
Total foreign financing (loans + grants)	725.50	1,652.87	2,378.37
In-kind grants	0.0	2,108.00	2,108.00
Total loans and grants (cash + in-kind)	725.50	3,760.87	4,486.37

15.5.1.2 Payment of external obligations

Payments of external obligations to international and regional financing institutions in the 2021 budget are estimated at \$298 million, including \$216.2 million in loan principal payments and \$81.8 million in financing costs. The Arab funds and the Islamic Development Bank are the most important financing institutions.

Table No. 22: Estimated payments of external obligations in 2021

(Millions of dollars)

Description	Obligations in 2021		
	Loan principal payments	Financing cost payments	Total
China	19.7	10	29.7
Arab funds	125.6	71.8	197.42
Islamic Development Bank	30.9	3.8	34.7
Arab Fund for Economic and Social Development	0	60	60.0
Arab Monetary Fund	46.5	3	49.5
Kuwaiti Fund for Development	17.5	3	20.5
Saudi Fund for Development + Saudi Export Program	30.7	2	32.7
International and regional institutions	45.9	0	45.9
International Fund for Agricultural Development	10.9	0	10.9
OPEC	25.0	0	25
International Monetary Fund	10.0	0	10
Bilateral cooperation	25	0	25
India	13	0	13
Iran	12	0	12
Total	216.2	81.8	298.0

15.6. Net transactions in financial assets and liabilities for 2021

Domestic debt instruments and central bank loans are expected to cover SDG 83.6 billion of the deficit.

Table No. 23: Estimated net transactions in financial assets and liabilities for 2021

(Millions of SDG)

Description	2020 appropriation	2021 estimate	Increase/decrease
Net assumption of liabilities	73,047	83,562	14%
Net acquisition of financial assets	-1,000	6,696	(770)%
Subscription to new shares	2,000	9,696	385%
Sale of shares (-)	3,000	3,000	0%
Domestic financing instruments	47,947	62,246	30%
<i>Musharakah</i> certificates	5,442	6,000	10%
Issues during the year	6,442	8,000	24%
Payment of previous issues during the year (-)	1,000	2,000	100%
Government investment <i>sukuk</i>	5,440	6,500	19%
Issues during the year	6,440	8,000	24%
Payment of previous issues during the year (-)	1,000	1,500	50%
Guarantees	-20,765	-254	(99)%
Issues during the year	0	10,484	0
Payment of previous issues during the year (-)	20,765	10,738	(48)%
Bank financing	58,830	52,000	(12)%
Borrowing during the year	61,830	52,000	(16)%
Payment during the year (-)	3,000	0	(100)%
Payment of arrears planned during the year	1,000	2,000	100%
External financing	24,100	28,012	16%
Loans during the year	34,100	39,902	17%
Payment during the year (-)	10,000	11,890	19%

16. Risks and challenges facing the 2021 budget

1. The continuing spread of the coronavirus and its economic repercussions, including reduced output, lower global trade, increased investor fear, and major pressures on the MOF to provide additional resources and to adopt rational policies that offset higher government spending.
2. The Sudanese economy suffers from many difficulties, such as the decline in the value of the national currency, exchange-rate instability, a general rise in prices (inflation), worsening budget deficit, and negative economic growth rates.
3. The large increase in employee compensation is creating a large current deficit. The increase did not eliminate wage disparities and caused structural distortions.
4. Coverage of payables arising from peace enforcement arrangements.
5. Payment of financial obligations and arrears arising from the domestic and external debt burden.
6. Public finance sustainability.

17. Conclusion

From the foregoing, it can be said that the Sudanese economy is undergoing a rapid downturn due to a series of severe, long-lasting successive economic slumps characterized by a shrinking GDP, hyperinflation, high unemployment, budget deficits, and an increase in the public debt burden.

The many domestic and external challenges facing the 2021 budget require concerted efforts at various levels and a review of economic policies, particularly in the areas of tax reform, non-tax revenues, production and productivity, financial and external cooperation, investment by and partnerships with the private sector, exports, imports, exchange rate policies, banking reform, trade policies, social development, and the subsistence of the population.

FY 2021 revenue and expenditure estimates for the government ministries and units

Table 24: FY 2021 revenue estimates for government ministries and units

(Millions of SDG)	Estimated revenues (millions of SDG)
Total revenues	731,366.30
Public services	254,829.90
Executive, legislative financial affairs, and foreign affairs agencies	254,809.90
Legislative, presidential, and national executive agencies	22.40
National Audit Chamber	20.00
Political Parties Affairs Council	0.20
Consulting Firms Regulatory Council	2.00
Sudanese Accreditation Council	0.20
Financial affairs and public finance affairs	254,134.50
Ministry of Finance and Economic Planning	50.00
Academy of Financial and Economic Studies	3.00
Chamber of Accounts	6.00
National Center for Accounting Studies	2.00
Sudan Customs Administration	104,000.00
Chamber of Taxation	32,200.00
Government Vehicle Control Agency	10.00
General Department of Value-Added Tax	117,800.00
Accounting and Auditing Profession Regulation Council	3.50
National Council of Free Markets and Zones, General Secretariat	60.00
Foreign affairs	653.00
Ministry of Foreign Affairs	50.00
Diplomatic missions	600.00
National Center for Diplomatic Studies	3.00

(Millions of SDG)	Estimated revenues (millions of SDG)
General services	20.00
General personal affairs services	20.00
National Training Council, General Secretariat	2.00
Academy of Administrative Sciences	7.00
Management Development Center	6.00
National Center for Training and Management Systems	5.00
Defense	10.00
Ministry of Defense	6.00
General Survey Authority	4.00
Public order and safety affairs	11,712.40
Police services	5,304.13
Ministry of Interior	5,304.13
Courts	6,403.27
Judicial authority	6,000.00
Constitutional Court	3.00
Ministry of Justice	400.27
Public order and public safety affairs not elsewhere classified	5.00
Refugee Legation	5.00
Economic affairs	1,166.20
Economic and trade affairs and general labor affairs	95.00
National Investment Council	50.00
General labor affairs	45.00
High Council for Vocational Training and Industrial Apprenticeships	45.00
Agriculture, forests, and fisheries	283.50
Agricultural and forests	63.00

(Millions of SDG)	Estimated revenues (millions of SDG)
Ministry of Agriculture and Natural Resources	60.00
Council of the Owners of Agricultural and Livestock Production	1.00
Agricultural Council	2.00
Maritime and inland fishing	220.50
Ministry of Animal Resources	200.00
Animal Resource Research Authority	20.00
Veterinary Council	0.50
Fuel and energy	500.00
Oil, natural gas, and electricity	500.00
Ministry of Irrigation and Water Resources	500.00
Mining, manufacturing industry, and construction	112.10
Mining of mineral resources other than mineral fuel	2.00
Geology Council	2.00
Manufacturing	105.10
Ministry of Industry and Trade	100.00
Industrial Consulting and Research Center	5.00
National Center for Cooperative Training	0.10
Construction	5.00
Engineering Council	5.00
Transportation	146.00
Ministry of Transportation and Infrastructure	6.00
Land Transport Unit	100.00
River Navigation Authority	40.00
Telecommunications	0.60
Telecommunications [sic?]	0.60
Computer Systems Professions Council	0.60

(Millions of SDG)	Estimated revenues (millions of SDG)
Other industries	29.00
Tourism	29.00
Ministry of Culture and Media	25.00
General Authority of Antiquities and Museums	4.00
Environmental protection	6.00
Projects of the High Council for the Environment and Natural Resources	6.00
Housing and community amenities	41.50
Housing development	35.50
National Council for Urban Development	0.50
Engineering Works Contractors Regulatory Council	10.00
[General] Directorate of Government Real Estate	25.00
Water supplies	6.00
National Biosafety Council	6.00
Health	1,412.36
General health services	1,412.36
Ministry of Health	50.00
Ports and Quarantine Unit	12.00
Medical Board	80.00
General Medical Commission	30.00
Sudanese National Council for Medical Specialties	400.00
National Blood Bank	0.36
National Health Laboratory	300.00
National Council for Medicines and Poison	500.00
National Council for Medical and Health Professions	40.00
Youth, culture, and religion	401.44

(Millions of SDG)	Estimated revenues (millions of SDG)
Recreational and athletic services	4.88
Youth and Children Palace	0.80
Scouts and Guides	0.02
Federal Commission for Youth and Sports Organizations	0.06
Council for International People's Friendship	4.00
Culture	25.55
National Library	2.00
National Archives	0.55
Literary and Artistic Works Council	6.00
Sudanese National Theater	0.50
Council for the Development and Promotion of National Languages	16.00
Musical and Performing Professions Council	0.50
Broadcast services and publication	21.01
Sudan News Agency	20.00
General Secretariat of the Foreign Media Council	0.50
Sudan Academy of Communication Sciences and Media Training	0.50
Regional Center for Media Training	0.01
Religious services and other community services	350.00
Ministry of Religious Affairs and Endowments	350.00
Education	200.20
Public education	88.20
National Examination Center	75.00
Council of Educational and Teaching Professions in Public Education	10.00
Sudan National Center for Languages	3.20
Higher education	110.00

(Millions of SDG)	Estimated revenues (millions of SDG)
Ministry of Higher Education and Scientific Research	96.00
Sudanese Atomic Energy Authority	12.00
Radiological Regulatory Authority	2.00
Educational research and development	2.00
Central Laboratory and research programs	2.00
Social protection	220.00
Ministry of Labor and Social Development	200.00
Humanitarian Aid Commission	20.00
Other revenues	461,366.30
Fuel price differential and concentration fee	615.39
Oil revenues	296,730.00
Profits and surpluses of government authorities and companies	96,333.00
Return on government investments	10,924.00
Other miscellaneous revenues	56,763.91
Fees for oil transit and services	37,513.91
Transitional financial arrangements	19,250.00

Table No. 25: Expenditure estimates for government ministries and units for FY 2021

(Millions of SDG)

Description	Employee compensation	Purchase of goods and services	Other miscellaneous expenditures	Acquisition of nonfinancial assets	Estimated expenditures
Total revenues	251,986.16	101,776.02	554,366.54	52,348.31	960,477.04
Public services	16,184.57	16,856.58	0.00	2,324.60	35,365.75
Executive, legislative financial affairs, and foreign affairs agencies	15,951.44	16,719.35	0.00	1,753.00	34,423.79
Legislative, presidential, and national executive agencies	3,070.27	7,236.50	0.00	100.00	10,406.77
Transitional Legislative Council	106.84	172.00	0.00	0.00	278.84
Transitional Sovereignty Council	1,193.77	4,486.65	0.00	0.00	5,680.42
Ministry of Federal Governance	36.62	96.50	0.00	0.00	133.12
National Audit Chamber	1,302.10	130.20	0.00	0.00	1,432.30
National Electoral Commission	19.69	15.00	0.00	0.00	34.69
Committee for Joint Supervision of the Abyei Area	15.30	18.00	0.00	0.00	33.30
Political Parties Affairs Council	10.96	6.50	0.00	0.00	17.46
Ministry of the Office of the Prime Minister	260.71	2,267.65	0.00	100.00	2,628.36
General Secretariat of the Board of Advisers	99.89	5.00	0.00	0.00	104.89
Consulting Firms Regulatory Council	3.40	2.50	0.00	0.00	5.90
Sudanese Accreditation Council	4.67	14.50	0.00	0.00	19.17
National Land Commission	6.68	4.50	0.00	0.00	11.18
National Border Commission	8.90	13.00	0.00	0.00	21.90
National Halal Council	0.74	4.50	0.00	0.00	5.24
Financial affairs and public finance affairs	9,372.93	6,814.25	0.00	1,653.00	17,840.18
Ministry of Finance and Economic Planning	307.26	1,438.50	0.00	303.00	2,048.76
Academy of Financial and Economic Studies	0.00	27.00	0.00	0.00	27.00
Chamber of Accounts	998.59	360.20	0.00	260.00	1,618.79
National Center for Accounting Studies	0.00	5.20	0.00	0.00	5.20

Description	Employee compensation	Purchase of goods and services	Other miscellaneous expenditures	Acquisition of nonfinancial assets	Estimated expenditures
Sudan Customs Administration	5,348.55	2,760.00	0.00	800.00	8,908.55
Chamber of Internal Audit	259.97	122.92	0.00	0.00	382.88
Chamber of Taxation	2,418.15	2,000.00	0.00	290.00	4,708.15
Government Vehicle Control Agency	15.50	10.00	0.00	0.00	25.50
General Department of Value-Added Tax	0.00	78.50	0.00	0.00	78.50
Accounting and Auditing Profession Regulatory Council	7.49	3.25	0.00	0.00	10.74
Abu Dhabi Economic Chancellery	11.55	4.68	0.00	0.00	16.23
National Council of Free Markets and Zones, General Secretariat	5.88	4.00	0.00	0.00	9.88
Foreign affairs	3,508.24	2,668.60	0.00	0.00	6,176.84
Ministry of Foreign Affairs	140.26	187.60	0.00	0.00	327.86
Diplomatic missions	3,360.00	2,475.00	0.00	0.00	5,835.00
National Center for Diplomatic Studies	7.98	6.00	0.00	0.00	13.98
General services	233.13	137.23	0.00	571.60	941.96
General personal affairs services	89.16	33.43	0.00	171.60	294.19
National Training Council, General Secretariat	23.99	5.68	0.00	0.00	29.67
Academy of Administrative Sciences	21.04	7.50	0.00	165.00	193.54
Management Development Center	16.04	6.14	0.00	6.60	28.79
National Center for Training and Management Systems	5.98	1.11	0.00	0.00	7.09
National Civil Service Selection Commission	13.29	7.20	0.00	0.00	20.49
Bureau of Civil Service Affairs	8.81	5.80	0.00	0.00	14.61
Comprehensive planning and statistical services	143.97	103.80	0.00	400.00	647.77
High Council for Strategic Planning	21.12	15.60	0.00	0.00	36.72
Central Bureau of Statistics	116.74	86.20	0.00	400.00	602.94
Center for Strategic Studies	6.10	2.00	0.00	0.00	8.10
Defense	94,260.92	42,115.20	0.00	610.00	136,986.12

Description	Employee compensation	Purchase of goods and services	Other miscellaneous expenditures	Acquisition of nonfinancial assets	Estimated expenditures
Ministry of Defense	58,398.52	20,000.00	0.00	610.00	79,008.52
Rapid Support Forces	23,010.00	14,000.00	0.00	0.00	37,010.00
General Survey Authority	43.07	15.20	0.00	0.00	58.27
General intelligence Service	12,809.34	8,100.00	0.00	0.00	20,909.34
Public order and safety affairs	45,113.15	15,795.53	2,020.00	36.50	62,965.17
Police services	31,294.18	13,015.00	2,020.00	0.00	46,329.18
Ministry of Interior	31,294.18	13,015.00	2,020.00	0.00	46,329.18
Fire Protection Services	0.78	3.00	0.00	0.00	3.78
Civil Defense Department	0.78	3.00	0.00	0.00	3.78
Courts	13,470.88	2,728.58	0.00	0.00	16,199.46
Judicial authority	9,700.00	1,000.00	0.00	0.00	10,700.00
National Judicial Service Commission	33.00	7.00	0.00	0.00	40.00
Institute of Judicial and Legal Sciences	26.50	14.00	0.00	0.00	40.50
Constitutional Court	21.41	55.00	0.00	0.00	76.41
Chamber of Public Grievances [Ombudsman Chamber]	29.01	18.60	0.00	0.00	47.61
Ministry of Justice	1,851.20	516.50	0.00	0.00	2,367.70
Register of Labor Organizations	8.42	4.00	0.00	0.00	12.42
Human Rights Advisory Council	0.00	2.57	0.00	0.00	2.57
National Committee for International Humanitarian Law	0.00	0.91	0.00	0.00	0.91
Office of the Public Prosecutor	1,801.34	1,110.00	0.00	0.00	2,911.34
Public order and public safety affairs not elsewhere classified	347.31	48.95	0.00	36.50	432.76
Refugee Legation	75.00	1.90	0.00	0.00	76.90
Human Rights Commission	11.20	6.00	0.00	6.50	23.70
Darfur peace commissions	224.31	25.20	0.00	0.00	249.51
Disarmament, Demobilization, and Reintegration Commission and Council	32.03	10.50	0.00	30.00	72.53

Description	Employee compensation	Purchase of goods and services	Other miscellaneous expenditures	Acquisition of nonfinancial assets	Estimated expenditures
Disarmament, Demobilization, and Reintegration Council	0.00	2.00	0.00	0.00	2.00
General Secretariat of the High Council for Overall Quality and Excellence	4.78	3.35	0.00	0.00	8.13
Economic affairs	3,975.67	4,597.48	0.00	25,652.96	34,226.11
Economic and trade affairs and general labor affairs	217.24	123.77	0.00	179.50	520.51
Economic and trade affairs and general labor affairs [sic?]	49.57	71.20	0.00	0.00	120.77
National Investment Council	38.78	35.00	0.00	0.00	73.78
Secretariat of the New Partnership for Africa's Development (NEPAD)	9.90	26.20	0.00	0.00	36.10
Gum Arabic Council	0.89	10.00	0.00	0.00	10.89
General labor affairs	167.67	52.57	0.00	179.50	399.74
High Council for Wages	3.00	2.10	0.00	0.00	5.10
High Council for Administrative Reform	4.11	1.95	0.00	0.00	6.06
Civil Service Bureau	65.64	26.30	0.00	179.50	271.44
General Organization for Labor Culture	10.68	1.83	0.00	0.00	12.51
High Council for Vocational Training and Industrial Apprenticeships	84.23	20.40	0.00	0.00	104.63
Agriculture, forests, and fisheries	1,990.55	1,765.15	0.00	7,523.90	11,279.60
Agricultural and forests	1,253.54	1,184.45	0.00	5,597.50	8,035.49
Ministry of Agriculture and Natural Resources	437.35	757.00	0.00	5,079.00	6,273.35
Agricultural Research Authority	806.63	400.00	0.00	518.50	1,725.13
Agricultural Risk Aversion and Agricultural Insurance Fund	0.00	3.20	0.00	0.00	3.20
Council of the Owners of Agricultural and Livestock Production	0.00	21.75	0.00	0.00	21.75
Agricultural Council	9.55	2.50	0.00	0.00	12.05
Maritime and inland fishing	737.01	580.70	0.00	1,926.40	3,244.11
Ministry of Animal Resources	448.81	95.70	0.00	1,520.40	2,064.91
Animal Resource Research Authority	284.82	480.00	0.00	406.00	1,170.82
Veterinary Council	3.38	5.00	0.00	0.00	8.38
Fuel and energy	1,013.80	2,122.00	0.00	14,080.90	17,216.70

Description	Employee compensation	Purchase of goods and services	Other miscellaneous expenditures	Acquisition of nonfinancial assets	Estimated expenditures
Oil, natural gas, and electricity	1,013.80	2,122.00	0.00	14,080.90	17,216.70
Ministry of Energy and Mining	13.80	105.00	0.00	8,670.00	8,788.80
Ministry of Irrigation and Water Resources	1,000.00	2,017.00	0.00	3,574.90	6,591.90
Dam Implementation Unit	0.00	0.00	0.00	1,836.00	1,836.00
Mining, manufacturing industry, and construction	293.53	176.94	0.00	1,091.70	1,562.17
Mining of mineral resources other than mineral fuel	1.02	5.00	0.00	0.00	6.02
Geology Council	1.02	5.00	0.00	0.00	6.02
Manufacturing	288.40	166.62	0.00	1,091.70	1,546.72
Ministry of Industry and Trade	158.20	105.60	0.00	981.30	1,245.10
Industrial Consulting and Research Center	99.19	22.92	0.00	110.40	232.51
General Secretariat of the World Trade Organization	8.63	12.00	0.00	0.00	20.63
National Center for Cooperative Training	8.39	5.00	0.00	0.00	13.39
Sudan Trade Point	13.99	21.10	0.00	0.00	35.09
Construction	4.11	5.33	0.00	0.00	9.44
Engineering Council	4.11	5.33	0.00	0.00	9.44
Transportation	95.34	198.13	0.00	2,752.00	3,045.47
Ministry of Transportation and Infrastructure	35.46	80.60	0.00	1,262.00	1,378.06
Land Transport Unit	12.62	56.00	0.00	150.00	218.62
River Navigation Authority	42.21	60.00	0.00	90.00	192.21
Sudan Railways Corporation	0.00	0.00	0.00	1,050.00	1,050.00
New Khartoum International Airport	0.00	0.00	0.00	200.00	200.00
National Committee for Geographical Names	5.06	1.53	0.00	0.00	6.59
Telecommunications	64.05	23.99	0.00	14.96	103.00
National Information Center	61.11	21.75	0.00	14.96	97.82
Computer Systems Professions Council	2.94	2.24	0.00	0.00	5.18
Other industries	301.15	187.50	0.00	10.00	498.65

Description	Employee compensation	Purchase of goods and services	Other miscellaneous expenditures	Acquisition of nonfinancial assets	Estimated expenditures
Tourism	301.15	187.50	0.00	10.00	498.65
Ministry of Culture and Media	232.47	167.50	0.00	10.00	409.97
General Authority of Antiquities and Museums	68.68	20.00	0.00	0.00	88.68
Environmental protection	48.46	18.96	0.00	10.00	77.42
High Council for the Environment and Natural Resources	48.46	18.96	0.00	10.00	77.42
Housing and community amenities	58.71	49.00	0.00	10.00	117.71
Housing development	58.71	49.00	0.00	10.00	117.71
National Council for Urban Development	5.84	5.00	0.00	0.00	10.84
Engineering Works Contractors Regulatory Council	3.51	5.00	0.00	0.00	8.51
[General] Directorate of Government Real Estate	12.79	9.00	0.00	0.00	21.79
Water and Sewerage Unit	25.27	25.00	0.00	0.00	50.27
National Population Council	11.31	5.00	0.00	0.00	16.31
Renovation and modernization of the Friendship Hall	0.00	0.00	0.00	10.00	10.00
Health	12,195.36	944.00	39,889.00	1,535.25	54,563.61
General health services	4,193.37	944.00	39,889.00	1,535.25	46,561.62
Ministry of Health	3,911.04	259.00	39,889.00	503.00	44,562.04
Medical Board	11.77	40.00	0.00	0.00	51.77
Ports and Quarantine Unit	0.00	25.00	0.00	16.00	41.00
General Medical Commission	15.39	15.00	0.00	53.00	83.39
Sudanese National Council for Medical Specialties	17.04	150.00	0.00	22.00	189.04
National Blood Bank	48.32	30.00	0.00	70.00	148.32
National Health Laboratory	95.19	80.00	0.00	35.00	210.19
National Center for Gastrointestinal and Liver Disease	15.01	52.00	0.00	426.25	493.26
National Council for Medicines and Poison	61.16	150.00	0.00	150.00	361.16
National Center for Kidney Diseases and Surgery	8.60	33.00	0.00	220.00	261.60

Description	Employee compensation	Purchase of goods and services	Other miscellaneous expenditures	Acquisition of nonfinancial assets	Estimated expenditures
National Council for Medical and Health Professions	7.15	30.00	0.00	10.00	47.15
National Center for CardiothoracicDisease and Surgery	2.69	80.00	0.00	30.00	112.69
Health affairs not elsewhere classified	8,001.99	0.00	0.00	0.00	8,001.99
Services in hospitals subordinate to the Ministry of Defense	5,721.74	0.00	0.00	0.00	5,721.74
Services in hospitals subordinate to the Ministry of Interior	1,152.00	0.00	0.00	0.00	1,152.00
Services in hospitals subordinate to the General Intelligence Service	1,128.25	0.00	0.00	0.00	1,128.25
Youth, culture, and religion	367.51	490.22	0.00	1,698.00	2,555.73
Recreational and athletic services	133.91	223.76	0.00	0.00	357.66
Islamic Jurisprudence Academy	31.71	43.29	0.00	0.00	74.99
Ministry of Youth and Sports	55.44	140.00	0.00	0.00	195.44
Youth and Children Palace	27.43	13.80	0.00	0.00	41.23
Scouts and Guides	0.00	2.00	0.00	0.00	2.00
Sudanese Olympic Committee	0.00	1.17	0.00	0.00	1.17
General athletic and youth federations	0.00	10.00	0.00	0.00	10.00
Federal Commission for Youth and Sports Organizations	0.00	5.00	0.00	0.00	5.00
Council for International People's Friendship	19.33	8.50	0.00	0.00	27.83
Culture	68.98	33.16	0.00	628.00	730.15
National Library	9.39	1.35	0.00	110.00	120.74
National Archives	41.97	15.20	0.00	40.00	97.17
Literary and Artistic Works Council	13.58	3.71	0.00	0.00	17.30
National Council for Patronage of Culture and the Arts	0.00	2.50	0.00	0.00	2.50
National Fund for Patronage of Innovators	1.24	2.00	0.00	0.00	3.24
Sudanese National Theater	0.00	2.00	0.00	0.00	2.00
National Radio and Television Authority	0.00	0.00	0.00	219.00	219.00
Radio and television broadcasting	0.00	0.00	0.00	259.00	259.00

Description	Employee compensation	Purchase of goods and services	Other miscellaneous expenditures	Acquisition of nonfinancial assets	Estimated expenditures
Council for the Development and Promotion of National Languages	0.76	2.00	0.00	0.00	2.76
National Council for the Press and Publications	0.00	2.50	0.00	0.00	2.50
Musical and Performing Professions Council	2.05	1.90	0.00	0.00	3.95
Broadcast services and publication	117.99	118.75	0.00	0.00	236.74
Sudan News Agency	91.88	102.00	0.00	0.00	193.88
General Secretariat of the Foreign Media Council	0.00	7.80	0.00	0.00	7.80
Sudan Academy of Communication Sciences and Media Training	26.11	2.60	0.00	0.00	28.71
Regional Center for Media Training	0.00	0.85	0.00	0.00	0.85
Media attaché sections in foreign embassies	0.00	5.50	0.00	0.00	5.50
Religious services and other community services	46.64	114.55	0.00	1,070.00	1,231.18
Ministry of Religious Affairs and Endowments	40.09	98.60	0.00	1,070.00	1,208.69
Supreme Missionary Work Council	6.54	15.95	0.00	0.00	22.49
Education	6,636.41	2,647.40	21,750.00	12,812.00	43,845.81
Public education	258.87	1,255.00	9,750.00	0.00	11,263.87
Ministry of Education	182.51	68.60	9,750.00	0.00	10,001.11
National Center for Curricula and Educational Research	44.28	138.00	0.00	0.00	182.28
National Committee for Education, Culture, and the Sciences	6.91	5.50	0.00	0.00	12.41
National Examination Center	0.00	961.00	0.00	0.00	961.00
National Center for Teacher Training	12.17	33.90	0.00	0.00	46.07
Council of Educational and Teaching Professions in Public Education	4.06	8.00	0.00	0.00	12.06
National Council for Higher Education	0.00	30.00	0.00	0.00	30.00
Sudan National Center for Languages	8.94	10.00	0.00	0.00	18.94
Higher education	212.64	233.10	12,000.00	12,630.00	25,075.74
Ministry of Higher Education and Scientific Research	81.71	74.20	12,000.00	12,171.00	24,326.91
National Council for Technical and Technological Education	3.74	8.00	0.00	70.00	81.74

Description	Employee compensation	Purchase of goods and services	Other miscellaneous expenditures	Acquisition of nonfinancial assets	Estimated expenditures
Africa City of Technology	0.00	50.00	0.00	103.00	153.00
Academy of the Arabic Language	10.88	3.90	0.00	0.00	14.78
Sudanese Atomic Energy Authority	72.15	55.00	0.00	100.00	227.15
Sudan Academy of Sciences	22.96	10.00	0.00	150.00	182.96
Radiological Regulatory Authority	21.20	32.00	0.00	36.00	89.20
Education of unspecified level	15.41	19.00	0.00	0.00	34.41
National Literacy and Adult Education Council	15.41	19.00	0.00	0.00	34.41
Educational research and development	350.81	1,140.30	0.00	182.00	1,673.11
National Research Center	218.82	44.80	0.00	65.00	328.62
Central Laboratory and research programs	39.30	57.00	0.00	92.00	188.30
Food Research Center	46.65	15.00	0.00	0.00	61.65
Scientific research at Sudanese universities and research centers	0.00	1,000.00	0.00	0.00	1,000.00
National Center for Energy Research	26.69	10.50	0.00	25.00	62.19
Economic Research Department and research programs	19.35	13.00	0.00	0.00	32.35
Education affairs not elsewhere classified	5,798.68	0.00	0.00	0.00	5,798.68
Educational institutions subordinate to the Ministry of Defense	5,087.74	0.00	0.00	0.00	5,087.74
Educational institutions subordinate to the Ministry of Interior	648.53	0.00	0.00	0.00	648.53
Educational institutions subordinate to the General Intelligence Service	62.41	0.00	0.00	0.00	62.41
Social protection	5,189.41	119.66	282,066.30	338.00	287,713.37
Ministry of Labor and Social Development	177.95	76.00	3,240.00	180.00	3,673.95
National Council for Persons with Disabilities	1.37	3.19	0.00	0.00	4.56
Social Safety, Solidarity, and Poverty Reduction Commission	3.00	3.75	0.00	2.00	8.75
General Authority for Prosthetic Devices for Persons with Disabilities	44.58	0.00	0.00	156.00	200.58
Unit to Combat Violence against Women and Children	4.59	4.02	0.00	0.00	8.61

Description	Employee compensation	Purchase of goods and services	Other miscellaneous expenditures	Acquisition of nonfinancial assets	Estimated expenditures
National Council for Welfare	12.08	4.89	0.00	0.00	16.98
Humanitarian Aid Commission	40.54	27.81	0.00	0.00	68.36
Social Protection Services in the Ministry of Interior	4,905.29	0.00	0.00	0.00	4,905.29
Assistance	0.00	0.00	195,802.00	0.00	195,802.00
Social benefits	0.00	0.00	83,024.30	0.00	83,024.30
Reserves	67,956.00	18,141.99	208,641.24	7,321.00	302,060.23
Financing cost	0.00	0.00	12,000.00	0.00	12,000.00
Goods and services	0.00	18,141.99	0.00	0.00	18,141.99
Other expenditures	0.00	0.00	3,986.00	0.00	3,986.00
Centralized wages and salaries	25,000.00	0.00	0.00	0.00	25,000.00
Dues for participation in international organizations	0.00	0.00	192,655.24	0.00	192,655.24
Government's commitment to employee pensions	2,400.00	0.00	0.00	0.00	2,400.00
Government's commitment to health insurance	360.00	0.00	0.00	0.00	360.00
Improvement and elimination of wage disparities	40,000.00	0.00	0.00	0.00	40,000.00
Replacements	60.00	0.00	0.00	0.00	60.00
Current pensions	136.00	0.00	0.00	0.00	136.00
Development project studies	0.00	0.00	0.00	700.00	700.00
Acquisition of small financial assets	0.00	0.00	0.00	2,000.00	2,000.00
Central technology program	0.00	0.00	0.00	800.00	800.00
Development reserve	0.00	0.00	0.00	3,000.00	3,000.00
Institutional and human capacity building	0.00	0.00	0.00	21.00	21.00
Silos	0.00	0.00	0.00	800.00	800.00

18. Summary of overall estimates for the FY2021 budget for the governments of the states

- Revenues are estimated at SDG 213.4 billion (3.6 percent of GDP).
- Current expenditures are estimated at SDG 133.7 billion (2 percent of GDP).
- Capital (development) expenditures are estimated at SDG 97.9 billion (2.2 percent of GDP).
- The general budget deficit thus totals SDG 16.4 billion (0.3 percent of GDP).

Table No. 26: Summary of overall estimates for the FY 2021 budget for the governments of the states

(Billions of SDG)

Description	2020 appropriation	2021 (expected)
Revenues	141.3	213.4
Current expenditures	50.8	133.7
Surplus (revenues - current expenditures)	90.5	79.7
Capital (development) expenditures	97.9	96.1
Total deficit (current deficit - capital expenditures)	(7.4)	(16.4)

Conclusion

The FY 2021 budget was prepared amid a contraction in the global and local economy. The budget nonetheless accommodates the requirements for political stability, including fulfillment of peace commitments, with the objective of achieving economic stability and the sustainable development goals.

The budgeting process was based on: economic reforms that were implemented in 2020 and will extend into the implementation of the 2021 budget, particularly the application of the mandate of the Ministry of Finance and Economic Planning to public funds; the improvement of public finance management; and the coordination of financial and monetary policies.

The budget is particularly concerned with the production and service sectors in order to optimally exploit resources and mitigate the negative effects of the economic reforms on vulnerable groups in society. To this end, the 2021 budget includes social protection programs, such as direct cash support for poor families and subsidies for medicines, medical treatment, cooking gas, and electricity.

In conclusion, the Ministry of Finance and Economic Planning will work in coordination with the relevant agencies to implement the FY 2021 budget to achieve the desired objectives.

Attachments

Attachment 1: Summary of the FY 2021 national government budget

Attachment 2: Summary of the FY 2021 federal government budget

Attachment 3: Details of federal development for 2021

Attachment 4: Details of development in the states (implemented through the federal government) for 2021

Attachment 5: Peace allocations

Attachment 6: FY 2021 federal government budget estimates

18.1. Attachment 1: Summary of the FY 2021 national government budget

(Millions of SDG)

	Description	Federal government	Governments of the states	Social Security funds	Settlements	National government
1	Revenues	938,214	213,416	23,000	(175,816)	998,813
11	Taxes	254,672	27,436	0		282,108
12	Social contribution	0	0	23,000		23,000
13	Grants	206,848	175,816	0	(175,816)	206,848
14	Other revenues	476,694	10,164	0		486,858
2	Expenditures	908,129	133,728	23,000		889,041
21	Employee compensation	251,986	69,937	0		321,923
22	Purchase of goods and services	101,776	45,547	0		147,323
23	Consumption of fixed capital	0	0	0		0
24	Interest (financing cost)	12,000	159	0		12,159
25	Subsidies	207,802	8,120	0		215,922
26	Grants	192,655	3,569	0	(175,816)	20,408
27	Social benefits	137,923	3,065	23,000		163,988
28	Other Expenditures	3,986	3,332	0		7,318
	Net operating balance	30,085	79,687	0		109,773
	Transactions in nonfinancial assets	113,647	96,099	0		209,746
31	Net acquisition of nonfinancial assets	113,647	96,099	0		209,746
311	Acquisition of nonfinancial assets	115,488	96,099	0		211,587
	(-) Disposal of nonfinancial assets	1,841	0	0		1,841
	Net borrowing	(83,562)	(16,411)	0		(99,973)
	Transactions in financial assets and liabilities (financing)	83,562	16,411	±		99,973
32	Net acquisition of financial assets	6,696	0	0		6,696
321	Acquisition of financial assets	9,696	0	0		9,696
332	(-) Disposal of financial assets	3,000	0	0		3,000
33	Net assumption of liabilities	90,258	16,411	0		106,669
331	Local	62,246	16,411	0		78,657
332	Foreign	28,012	0	0		28,012

18.2. Attachment No. 2: Summary of the FY 2021 federal government budget

Table No. 28: Summary of the FY 2021 federal government budget

(Millions of SDG)

	Description	2020 appropriation	2020 actual estimated	2021 estimate
1	Revenues	568,253	263,746	938,215
	Non-grant revenues	412,250	247,746	731,366
11	Taxes	158,966	159,075	254,672
112	Taxes on income, profits, and capital gains	19,000	19,399	22,000
113	Property taxes	51	35	57
114	Taxes on goods and services	113,714.0	114,411	182,033
115	Taxes on trade and international transactions	26,001.5	25,045	50,482
116	Other taxes	200	186	100
12	Grants	156,003	16,000	206,849
121	Cash grants	44,000	16,000	90,908
123	In-kind grants	112,003	0	115,940
13	Other revenues	253,284	88,671	476,694
131	Property income	139,710	18,200	107,257
133	Sales of goods and services	46,754	31,077	312,673
1331	Sales by marketing establishments (oil + non-oil revenues)	41,417	26,922	296,730
1332	Administrative fees	5,276	4,116	15,863
1333	Incidental sales by non-market establishments	31	14	40
1334	Fines, penalties, and seizures	31	25	40
134	Miscellaneous revenues not elsewhere classified	66,820	39,393	56,764
1341	Fees for the transit of oil of the Republic of South Sudan	42,378	22,719	37,514
1342	Transitional financial arrangements	24,442	16,674	19,250
2	Expenditures	584,325	442,602	908,129
21	Employee compensation	131,050	146,000	251,986
211	Wages and salaries	130,700	146,000	184,030
212	Social contributions	350	0	67,956
22	Goods and services	35,000	33,736	101,776
23	Financing cost	10,000	4,000	12,000
231	[Paid] to nonresidents (external loans)	4,000	0	4,500
232	[Paid] to residents (profits of <i>shahama</i> and <i>sukuk</i>)	6,000	4,000	7,500
24	Subsidies	255,400	112,846	207,802
241	Subsidies for media organizations	300	297	1,000
242	Subsidies for higher education institutions	3,000	3,000	12,000
243	Subsidies for strategic goods:	252,100	109,549	194,802
2431	Fuel subsidy	200,900	46,349	20,000
2432	Electricity subsidy	17,200	17,200	101,120
2433	Wheat subsidy	34,000	46,000	61,682
2434	Medicine subsidy	0.0	0.0	12,000
25	Grants	105,874.9	101,469.7	192,655
251	To international organizations	2,000	657	2,500
252	To other general government units	103,874.9	100,812.9	190,154.9
2521	Current transfers to the states:	34,668	81,175.9	88,936.0
	Current transfers	33,916	80,424	87,908
	Share of the oil-producing states	752	752	1,028
253	Capital transfers:	61,937	19,537	87,908
2531	Transfers - local component	11,261	3,029	41,962
2532	Transfers - foreign component	50,676	16,508	45,946
	Peace Building Fund	7,270	100	13,311
26	Social benefits	45,000	43,000	137,923
27	Other expenditures	2,000.0	1,550	3,986
	Net operating balance	(16,072)	(178,856)	30,086
31	Net acquisition of nonfinancial assets	56,975	5,262	113,647
	Development, in the local currency	30,551	4,144	52,349.3
	Development, in foreign currencies	27,424	1,285	63,139
	(-) Disposal of nonfinancial assets	1,000	167	1,841
	Net borrowing or lending	(73,047)	(184,119)	(83,562)

	Description	2020 appropriation	2020 actual estimated	2021 estimate
	Net assumption of liabilities	73,047	184,119	83,562
32	Net acquisition of financial assets	(1,000)	317	6,696
	Subscription to new shares	2,000	480	9,696
	Sale of shares (-)	3,000	163	3,000
321	Domestic financing instruments	47,947	183,643	62,246
3211	Musharakah certificates	5,442	4,479	6,000
	Issues during the year	6,442	6,442	8,000
	Payment of previous issues during the year (-)	1,000	1,963	2,000
3212	Government investment sukuk	5,440	200	6,500
	Issues during the year	6,440	700	8,000
	Payment of previous issues during the year (-)	1,000	500	1,500
3213	Guarantees	-20,765	-16,800	-254
	Issues during the year	0	0	10,484
	Payment of previous issues during the year (-)	20,765	16,800	10,738
3214	Bank financing	58,830	200,000	52,000
	Borrowing during the year	61,830	200,000	52,000
	Payment during the year (-)	3,000	0	0
	Payment of arrears planned during the year	1,000	4,236	2,000
322	External financing	24,100	793	28,012
	Loans during the year	34,100	1,793	39,902
	Payment during the year (-)	10,000	1,000	11,890
	Ratio of deficit to GDP	-3.5%	-4.9%	-1.4%

Memorandum items

Previous obligations:

- *Musharakah* certificates: SDG 5.4 billion
- Government investment *sukuk*: SDG 3.9 million
- Central Bank of Sudan: SDG 221.5 billion

18.3. Attachment 3: Details of federal development for 2021

Table 29: Details of federal development for 2021

(Millions of SDG)

Sector/project	2021 Estimates				
	Local	Grants	Loans	Foreign total	Overall total
Agricultural sector					
I. Agriculture and natural resources					
Irrigated sector projects					
National Program to Indigenize Wheat	300.00	0	0	0	300.00
Electrification of agricultural projects	260.00	0	0	0	260.00
Rehabilitation of the horticultural and promising crop sector	65.00	0	0	0	65.00
Project to Develop Technology Transfer Centers and Agricultural Extension	515.00	0	0	0	515.00
Livestock and Horticultural Production Project	65.00	0	0	0	65.00
National Rice Project	45.00	58.85	0	58.85	103.85
Project to Increase Irrigated Agricultural Land	78.00	0	0	0	78.00
Technical Secretariat for Food Security	7.80	0	0	0	7.80
Project to develop countermeasures to combat striga [witchweed, a parasitic plant] to overcome poverty and improve food security (JICA)	5.00	36.30	0	36.30	41.30
Sustainable Natural Resources Management Project (World Bank)	8.00	297.00	0	297.00	305.00
Livelihoods Project	5.00	165.00	0	165.00	170.00
Onion and Vegetable Dryers Project (JICA)	3.70	12.65	0	12.65	16.35
Rehabilitation of Irrigation Pumps – River Nile [State] (JICA)	6.70	46.75	0	46.75	53.45
Nuba Mountains Authority	52.00	0	0	0	52.00
Total projects of the irrigated sector	1,416.20	616.55	0	616.55	2,032.75
Rain-fed sector projects					
Crop development projects in the rain-fed sector	300.00	0	0	0	300.00
Total projects of the rain-fed sector	300.00	0	0	0	300.00
Projects of the agricultural services sector					
Agricultural projects (Gezira, Rahad, Halfa, and Suki)	1,500.00	0	0	0	1,500.00
Indigenization of the manufacture of inputs (seeds + fertilizers + pesticides)	150.00	0	0	0	150.00
Agricultural engineering	130.00	0	0	0	130.00
Value added chains for the agricultural sector	58.00	0	0	0	58.00
Total projects of the agricultural services sector	1,838.00	0	0	0	1,838.00
Total projects of the Ministry of Agriculture	3,554.20	616.55	0	616.55	4,170.75
National Forests Authority					
Project to Combat Desertification + projects of the Tripartite Program	195.00	0	0	0	195.00
Gum Arabic Restructuring Project (French Agency [AFD])	5.00	132.31	0	132.31	137.31
Project to Reduce Emissions from Deforestation and Degradation + (REDD [Reducing Emissions From Deforestation and Forest Degradation in Developing Countries])	10.00	1.10	0	1.10	11.10
Total projects of the National Forests Authority	210.00	133.41	0	133.41	343.41
Total agricultural and forestry projects	3,764.20	749.96	0	749.96	4,514.16
Agricultural Research Authority	500.00	0	0	0	500.00
Innovative Technologies for Sustainable Wheat Production Project (JICA)	18.50	37.40	0	37.40	55.90
Total of the Agricultural Research Authority	518.50	37.40	0	37.40	555.90
Total agricultural, forestry, and research projects	4,282.70	787.36	0	787.36	5,070.06
II. Livestock sector					

Sector/project	2021 Estimates				
	Local	Grants	Loans	Foreign total	Overall total
National Livestock Health and Epidemic Control Project	204.40	0	0	0	204.40
Veterinary Quarantine, Slaughterhouse, and Meat Health Project	750.00	0	0	0	750.00
Project to Improve and Develop Livestock Production	156.00	0	0	0	156.00
Project to Upgrade Fish Production and Rehabilitate the Model Farm	185.00	0	0	0	185.00
Technology Transfer and Veterinary Extension Project	60.00	0	0	0	60.00
Projects to support livestock planning and livestock information	65.00	0	0	0	65.00
Pasture and Fodder Project	50.00	0	0	0	50.00
Project to Establish a Slaughterhouse In Western Omdurman	50.00	1,320.00	0	1,320.00	1,370.00
Total of the livestock sector	1,520.40	1,320.00	0	1,320.00	2,840.40
Livestock Research Authority					
Rehabilitation of infrastructure	406.00	0	0	0	406.00
Total livestock research	406.00	0	0	0	406.00
Total of the livestock and livestock research sector	1,926.40	1,320.00	0	1,320.00	3,246.40
Total of the agricultural and livestock sector	6,209.10	2,107.36	0	2,107.36	8,316.46
Local-option projects for persons affected by the Merowe Dam	1,314.80	0	0	0	1,314.80
Total local-option projects	1,314.80	0	0	0	1,314.80
Total of agriculture, livestock, and local options	7,523.90	2,107.36	0	2,107.36	9,631.26
Industrial sector					
Projects of the Ministry of Industry and Trade:					
Small and Medium Manufacturing Industries Development Project:					
Fish Product Processing Complex in Jabalain, White Nile	400.40	0	0	0	400.40
Industrial cooperative craft complex in the local market / Khartoum	7.90	0	0	0	7.90
Infrastructure Development Project for Industrial Zones (Soba and Baqir)	400.00	0	0	0	400.00
Project for establishing and upgrading farmers' projects for the White Nile Sugar [Company]	3.00	0	0	0	3.00
Mashkoor Sugar Project	2.00	0	1,375.00	1,375.00	1,377.00
Wadi Kaya Sugar Project	1.00	0	0	0	1.00
Comprehensive Industrial Survey	50.00	0	0	0	50.00
Preparation of an industrial strategy	50.00	0	0	0	50.00
Project to Produce Fuel From Plastic Waste	1.00	0	0	0	1.00
Entrepreneurship Project in the Field of Inventions and Innovations	50.00	0	0	0	50.00
Single-Window Project to facilitate trade in Sudan	2.00	0	0	0	2.00
COMESA Regional Integration Mechanism Project	2.00	0	0	0	2.00
Industrial city in North Darfur State	3.00	0	0	0	3.00
Small and medium industries project	1.00	0	0	0	1.00
Alternative Energy Project	1.00	0	0	0	1.00
Industrial Strategy and Policy Project	2.50	0	0	0	2.50
Kassala Project to Strengthen the Vegetable and Fruit Sector	1.50	0	0	0	1.50
Industrial Policy Project	1.00	0	0	0	1.00
Institutional Capacity Building Project	2.00	0	0	0	2.00
Total of Ministry of Industry and Trade projects	981.30	0	1,375.00	1,375.00	2,356.30
Defense industries projects					
Completion of projects of strategic industries (Section 1)	384.00	0	0	0	384.00
Management of the implementation of projects of strategic industries (Section 2)	24.00	0	0	0	24.00
Use of goods and services (customs and port fees) -	162.00	0	0	0	162.00

Sector/project	2021 Estimates				
	Local	Grants	Loans	Foreign total	Overall total
non-cash					
Capital expenditures (financial and banking guarantees) - non-cash	40.00	0	0	0	40.00
Total defense industries projects	610.00	0	0	0	610.00
Projects of the Research and Consulting Center					
Project to Rehabilitate and Maintain the Cleaner Production Center	20.00	0	0	0	20.00
Project to Certify Chemical Industry Laboratories and Industrial Laboratories	65.00	0	0	0	65.00
Computerization Support Project	2.00	0	0	0	2.00
National Project for Continuous Industrial Development	4.40	0	0	0	4.40
Project to Rehabilitate the Experimental Laboratory (to run the experimental production units)	5.00	0	0	0	5.00
Food Processing Plant Rehabilitation Project	4.00	0	0	0	4.00
Project to Qualify the Capacity-Building Unit	2.00	0	0	0	2.00
Project to Rehabilitate the Institute of Engineering Design and Manufacturing	3.00	0	0	0	3.00
Ready-Made Garments and Knitting Workshop Project	5.00	0	0	0	5.00
Total projects of the Research and Consulting Center	110.40	0	0	0	110.40
Total of the industrial sector	<u>1,701.70</u>	<u>0</u>	<u>1,375.00</u>	<u>1,375.00</u>	<u>3,076.70</u>
Transport, roads, and bridges sector					
Roads and bridges sector					
Omdurman - Bara Road	244.00	0	0	0	244.00
West Nile Road	55.00	0	0	0	55.00
Abu Halif - Sufi Road	15.00	0	0	0	15.00
El Fasher - Kutum - Tina Road	80.00	0	0	0	80.00
Expansion of al-Tahada Road (Atbara - Khartoum)	40.00	0	0	0	40.00
Halfa - Airport Road	10.00	0	0	0	10.00
Madani - Khartoum Road	50.00	0	0	0	50.00
Kadugli - Lagawa - Fula Road	50.00	0	0	0	50.00
El Fasher - Um Kadada Road	55.00	0	275.00	275.00	330.00
Nyala - El Fasher Road	5.00	0	0	0	5.00
Daein - Abu Tariq - Samaha Road	20.00	0	0	0	20.00
Um Rawaba - Abu Jubaiha - [Kauda] - TalodiBeltway	50.00	0	275.00	275.00	325.00
Abu Hamad - Karima Road	50.00	0	0	0	50.00
Nahud - Daein - Nyala Road	50.00	0	0	0	50.00
Singa - Dinder - Gedarif Road	5.00	0	0	0	5.00
Kassala - Waqar - Daqin Road	20.00	0	0	0	20.00
Khashm al-Girba - Saba'atJadid Road	1.00	0	0	0	1.00
Zalingei - Geneina - Adri Road	30.00	0	275.00	275.00	305.00
Tourist attraction roads	2.00	0	0	0	2.00
Nyala - Edd al-Fursan - Rahid al-Bardi - UmDafuq Road	25.00	0	0	0	25.00
Sennar - Suki - Dinder Road	25.00	0	0	0	25.00
Shouk - Kadi - Hamra Road	5.00	0	0	0	5.00
Manaqil - 24 Qurashi Road	25.00	0	0	0	25.00
Kassala - Karakon Road	10.00	0	0	0	10.00
Conversion of rails to footbridges, Jili - Shendi - Atbara Road	30.00	0	0	0	30.00
Bawga - Umm Al-Tuyur Road	25.00	0	0	0	25.00
Haqnah - Kudab Road	15.00	0	0	0	15.00
Sidon - Shababit - Atbara Road	15.00	0	0	0	15.00
Omdurman - Bara - Omdurman - Matammah connecting road	15.00	0	0	0	15.00
Construction of East Madani Road - Tahada Beltway	10.00	0	0	0	10.00
Umm Al-Qura - Kadmir Road (202 km)	15.00	0	0	0	15.00

Sector/project	2021 Estimates				
	Local	Grants	Loans	Foreign total	Overall total
Kawama - Mellit Road	10.00	0	0	0	10.00
Muglad - Merem Road	10.00	0	0	0	10.00
Barbar bridge	10.00	0	0	0	10.00
Abu Halif bridge	10.00	0	0	0	10.00
Al-Fashaqa Al-Sughra bridge	10.00	0	0	0	10.00
Upper bridge at the intersection of Tahada Road and Khartoum Beltway	10.00	0	0	0	10.00
Qadambaliyah Bridge	10.00	0	0	0	10.00
El Fasher - Kabkabiya - Serif - Saraf Amra - Geneina [Road] (32 km)	15.00	0	0	0	15.00
Alawi Bridge, intersection of West Madani Street and Soba Bridge	15.00	0	0	0	15.00
Alawi Bridge, intersection of Khartoum- East Madani Road, with extension of the Soba bridge	15.00	0	0	0	15.00
Rehabilitation of Atbara - Haya Road	25.00	0	0	0	25.00
Rehabilitation of Abyad - KhoyNahud Road	20.00	0	0	0	20.00
Rehabilitation of the Haya - Kassala Road	15.00	0	0	0	15.00
Electronic Gates Project	10.00	0	0	0	10.00
Madani - Gedaref Road traffic safety	10.00	0	0	0	10.00
North Khartoum - New Halfa - Kassala Road	10.00	0	0	*	10.00
Livestock export roads in West Kordofan State	10.00	0	0	0	10.00
Total of the roads and bridges sector	<u>1,262.00</u>	<u>0</u>	<u>825.00</u>	<u>825.00</u>	<u>2,087.00</u>
b. Transportation sector (Railway Authority)					
Infrastructure modernization and maintenance	350.00	0	0	0	350.00
Towing and Tanker Power Support Program	350.00	0	0	0	350.00
Construction of the Abu Jabra – Nyala line	50.00	0	0	0	50.00
Rehabilitation of the Madani - Sennar - Kosti railway line	40.00	0	0	0	40.00
Rehabilitation of the Kosti - Abyad line	20.00	0	0	0	20.00
Suakin - Salloum railway line	30.00	0	0	0	30.00
Azzazi - Abd Al-Dafaa - Ethiopia line	10.00	0	0	0	10.00
Port Sudan - Haya - Sennar - Rahad - Abyad - Nyala - Adri line	40.00	0	0	0	40.00
Atbara - Port Sudan line	50.00	*	*	*	50.00
Damadama Port Connection Project	20.00	*	*	*	20.00
Rehabilitation of the South Port link line	10.00	*	*	*	10.00
Dry Port of Halfa link	10.00	*	*	*	10.00
Dry Port of Atbara link	10.00	*	*	*	10.00
Dry Port of Soba link	20.00	*	*	*	20.00
Egyptian link	10.00	*	*	*	10.00
Customs duties	30.00	*	*	*	30.00
Total of the transport sector (railways)	<u>1,050.00</u>	<u>*</u>	<u>*</u>	<u>*</u>	<u>1,050.00</u>
c. Land Transport Unit					
Construction of the Gallabat crossing	20.00	*	*	*	20.00
Implementation of the Wadi Halfa Project	20.00	*	*	*	20.00
Rehabilitation of Arqin crossing	30.00	*	*	*	30.00
Jouda crossing	30.00	*	*	*	30.00
Geneina - Adri crossing	30.00	*	*	*	30.00
Merem crossing	20.00	*	*	*	20.00
Total of the Land Transport Unit	<u>150.00</u>	<u>*</u>	<u>*</u>	<u>*</u>	<u>150.00</u>
d. Air transport					
Khartoum New International Airport	85.00	*	*	*	85.00
Daein Airport	25.00	*	*	*	25.00
Zalingei Airport	10.00	*	*	*	10.00
Port Sudan Airport	10.00	*	*	*	10.00
Kassala Airport	10.00	*	*	*	10.00

Sector/project	2021 Estimates				
	Local	Grants	Loans	Foreign total	Overall total
Abyad Airport	10.00	•	•	•	10.00
Damazin Airport	10.00	•	•	•	10.00
Nyala Airport	10.00	•	•	•	10.00
Kadugli Airport	10.00	•	•	•	10.00
Sennar Airport	10.00	•	•	•	10.00
Nahud Airport	10.00	•	•	•	10.00
Total air transport	<u>200.00</u>	•	•	•	<u>200.00</u>
e. River navigation					
Rehabilitation of infrastructure for river transport	50.00	•	•	•	50.00
Manufacture of river barges	40.00	•	•	•	40.00
Total river navigation	<u>90.00</u>	•	•	•	<u>90.00</u>
Total of the transport, roads, and bridges sector	<u>2,752.00</u>	-	<u>825.00</u>	<u>825.00</u>	<u>3,577.00</u>
Energy, irrigation, and water resources sector					
I. Electricity					
1. Ongoing projects					
Villages and Port Sudan Project	4,000.00	•	•	•	4,000.00
Baqir Power Station Project	100.00	•	2,750.00	2,750.00	2,850.00
Renewable and Alternative Energies Project (wind and solar energy)	300.00	•	423.50	423.50	723.50
Energy and electricity projects funded by the United Nations program	600.00	•	•	•	600.00
Fula reserve power plant (450) MW	200.00	-	1,650.00	1,650.00	1,850.00
Babanusa - Adela Transmission Line Project,	20.00	•	1,100.00	1,100.00	1,120.00
Nyala - Kas - Zalingei - Geneina 220KV Electricity Transmission Line Project	30.00	•	3,300.00	3,300.00	3,330.00
Total ongoing projects	<u>5,250.00</u>	•	<u>9,223.50</u>	<u>9,223.50</u>	<u>14,473.50</u>
2. New projects					
Rehabilitation of the electricity distribution network	1,400.00	•	•	•	1,400.00
National Capital Circular Electricity Line Project	200.00	•	550.00	550.00	750.00
Total new projects	<u>1,600.00</u>	•	<u>550.00</u>	<u>550.00</u>	<u>2,150.00</u>
3. Implemented projects with outstanding obligations					
Kosti Power Station	1,820.00	•	•	•	1,820.00
Total implemented projects with outstanding obligations	<u>1,820.00</u>	•	•	•	<u>1,820.00</u>
Total electricity	<u>8,670.00</u>	•	<u>9,773.50</u>	<u>9,773.50</u>	<u>18,443.50</u>
II. Dams					
Dams Project	330.00	•	3,030.00	3,030.00	3,360.00
Excavations Project	220.00	•	616.00	616.00	836.00
Integrated Groundwater Stations Project (300 stations)	600.00	3,300.00	275.00	3,575.00	4,175.00
Water Harvest Sustainability Project	300.00	•	•	•	300.00
Total of the Drinking Water Supply Program and water harvesting projects	<u>1,450.00</u>	<u>3,300.00</u>	<u>3,921.00</u>	<u>7,221.00</u>	<u>8,671.00</u>
Upper Atbara and Setit Dam Complex Program					
Sewerage network works in the residential city and linkage to a processing station	25.00	•	•	•	25.00
Upper Atbara and Setit Dam Complex Project	10.00	•	7,920.00	7,920.00	7,930.00
Irrigation projects	139.00	•	•	•	139.00
Total of the Upper Atbara and Setit Dam Complex Program	<u>174.00</u>	•	<u>7,920.00</u>	<u>7,920.00</u>	<u>8,094.00</u>
Major Irrigation Program (studies and Geographic Information System)					
Project Addressing Persons Affected by the Construction of the Dams (Merowe - Rossires - Upper Atbara - two canals)	212.00	•	3,850.00	3,850.00	4,062.00
Total of the Ongoing Projects Program	<u>212.00</u>	•	<u>3,850.00</u>	<u>3,850.00</u>	<u>4,062.00</u>
Total of dams	<u>1,836.00</u>	<u>3,300.00</u>	<u>15,691.00</u>	<u>18,991.00</u>	<u>20,827.00</u>
III. Irrigation and water resources					

Sector/project	2021 Estimates				
	Local	Grants	Loans	Foreign total	Overall total
Removal of silt and rehabilitation of projects in the irrigated sector (Gezira, Rahad, Halfa, Suki)	3,100.00	•	•	•	3,100.00
Project to Enhance the Integrated Management of Water Resources	3.50	338.80	•	338.80	342.30
Project to Develop a Wadi-Water Monitoring System	7.00	•	•	•	7.00
Irrigation Infrastructure Unit Project	1.00	•	•	•	1.00
Rehabilitation of existing reservoir structures (Sennar, Khashm al-Girba, and Rossires)	245.00	•	•	•	245.00
Project to Tame the Gash River and Tokar Delta	200.00	•	•	•	200.00
Total of irrigation and water resources	3,556.50	338.80	•	338.80	3,895.30
Research centers					
Technical Center for Water Research	4.00	•	•	•	4.00
Regional Center for the Development of Water Harvesting	9.00	•	•	•	9.00
Hydraulic Research Center	5.40	•	•	•	5.40
Total of research centers	18.40	•	•	•	18.40
Total of irrigation, water resources, and research centers	3,574.90	338.80	•	338.80	3,913.70
Total of the of energy, irrigation, and water resources sector	14,080.90	3,638.80	25,464.50	29,103.30	43,184.20
Social development sector					
Economic sector					
Project to Continue Supporting the Digital Transformation (includes the fiscal reform system)	230.00	•	•	•	230.00
Natural Disaster Aversion Project	2.00	231.00	•	231.00	233.00
Integrated Financial Management Project	70.00	•	•	•	70.00
Project to Support Policies for Preparing for Foreign Debt Relief (World Bank)	1.00	24.75	•	24.75	25.75
Projects of the Chamber of Accounts	260.00	•	•	•	260.00
Project to Streamline Tax Revenue Collection - Chamber of Taxation	290.00	•	•	•	290.00
Total of the economic sector	853.00	255.75	•	255.75	1,108.75
Administrative and social sector projects					
Projects of the Ministry of Labor and Social Development	180.00	•	•	•	180.00
Sudan Academy of Administrative Sciences Building	165.00	•	•	•	165.00
Projects of the Ministry of Religious Affairs and Endowments	1,070	•	•	•	1,070
College of Prosthetic Devices Project	156.00	•	•	•	156.00
National Civil Service Affairs Bureau	179.50	•	•	•	179.50
Management Development Center	6.60	•	•	•	6.60
Commission for Social Safety, Solidarity, and Poverty Reduction	2.00	•	•	•	2.00
Total of the administrative and social sector	1,759.10	•	•	•	1,759.10
Sovereign sector					
Electronic approval	100.00	•	•	•	100.00
Projects of the National Information Center	14.96	•	•	•	14.96
National Archives Project	40.00	•	•	•	40.00
Disarmament, Demobilization, and Reintegration Commission	30.00	•	•	•	30.00
National Human Rights Commission	6.50	•	•	•	6.50
Presidential Palace Project + Friendship Hall, Stage 2	10.00	330.00	•	330.00	340.00
Central Bureau of Statistics (census, data collection, and analysis programs)	400.00	4,180.00	•	4,180.00	4,580.00
High Council for the Environment and Natural Resources	10.00	464.75	•	464.75	474.75
Total of the sovereign sector	611.46	4,974.75	•	4,974.75	5,586.21
Defense, security, and police sector					
Development and training of revenue units (customs)	800.00	•	•	•	800.00

Sector/project	2021 Estimates				
	Local	Grants	Loans	Foreign total	Overall total
Total defense, security, and police projects	800.00	•	•	•	800.00
Education sector					
Ministry of Higher Education and Scientific Research					
University infrastructure	12,000.00	•	•	•	12,000.00
Development and rehabilitation of Soba University Hospital	70.00	•	•	•	70.00
Scientific research	100.00	2,750.00	•	2,750.00	2,850.00
Confucius Institute + University of Khartoum Auditorium	1.00	165.00	•	165.00	166.00
National Council for Technical and Technological Education	70.00	•	•	•	70.00
Atomic Energy Commission	100.00	•	•	•	100.00
National Research Center	65.00	•	•	•	65.00
Sudan Academy of Sciences	150.00	•	•	•	150.00
Central Laboratory	92.00	•	•	•	92.00
Africa City of Technology	103.00	22.00	•	22.00	125.00
National Energy Research Center	25.00	•	•	•	25.00
Radiological Regulatory Authority	36.00	•	•	•	36.00
Total education projects	12,812.00	2,937.00	•	2,937.00	15,749.00
Culture, media, youth, and sports projects					
Public Authority for Radio and Television Broadcasting	259.00	•	•	•	259.00
Public Authority for Television and Radio	219.00	•	•	•	219.00
National Library Construction Project	110.00	•	•	•	110.00
Tourism Police Superintendency Building Project	10.00	•	•	•	10.00
Total culture and information projects	598.00	•	•	•	598.00
Health projects					
Projects of the Ministry of Health	503.00	1,430.55	880.00	2,310.55	2,813.55
Projects of the Sudanese National Council for Medical Specialties	22.00	•	•	•	22.00
Projects of the Supreme Medicines and Poison Board	150.00	•	•	•	150.00
Projects of the National Board of Cardiothoracic Diseases and Surgery	30.00	•	•	•	30.00
Projects of the National Center for Gastroenterology and Hepatology	426.25	•	•	•	426.25
Medical Commission Project	53.00	•	•	•	53.00
Projects of the National Health Center (STACK)	35.00	•	•	•	35.00
Port and Quarantine Unit projects	16.00	•	•	•	16.00
Projects of the Council of Health and Medical Professions	10.00	•	•	•	10.00
National Central Blood Bank projects	70.00	•	•	•	70.00
National Center for Kidney Diseases and Surgery	220.00	•	•	•	220.00
Total health projects	1,535.25	1,430.55	880.00	2,310.55	3,845.80
Total social development	18,968.81	9,598.05	880.00	10,478.05	29,446.86
Miscellaneous sector					
Development studies and surveys	700.00	•	•	•	700.00
Institutional and human capacity building	21.00	•	•	•	21.00
Acquisition of small non-financial assets	2,000.00	•	•	•	2,000.00
Central Technology Project	800.00	•	•	•	800.00
Development reserve	3,000.00	•	•	•	3,000.00
Supply and indigenization of silos	800.00	•	•	•	800.00
Peace projects	1.00	19,250.00	•	19,250.00	19,251.00
Total miscellaneous sector	7,322.00	19,250.00	•	19,250.00	26,572.00
Overall total of the sectors	52,349.3	34,594.2	28,544.5	63,138.7	115,488.0

18.4. Attachment 4: Details of development in the states (implemented through the federal government) for 2021

(Millions of SDG)

Description	2021 estimates				
	Local	Loans	Grants	Total foreign	Overall total
1. Agricultural sector	855.2	0.0	3,610.2	3,610.2	4,465.4
Jebel Marra Integrated Rural Development Project - Central [Darfur State]	22.8	0.0	0.0	0.0	22.8
Project to Develop EddFursan and Raheed al-Bardi - South	2.0	0.0	0.0	0.0	2.0
Abu Hamra Agricultural Project - North Darfur	19.7	0.0	0.0	0.0	19.7
Um Bayada Rural Development Project - North Darfur	20.0	0.0	0.0	0.0	20.0
Butana Integrated Rural Development Project - IFAD	0.0	0.0	0.0	0.0	0.0
Natural Resources Sustainability and Livelihood Project	5.0	0.0	413.0	413.0	418.0
Umm Ajaj Agricultural Project - East Darfur	15.9	0.0	0.0	0.0	15.9
Abu Fama Agricultural Project - East Darfur	16.5	0.0	0.0	0.0	16.5
Hawad Integrated Development Project – River Nile State	37.6	0.0	0.0	0.0	37.6
Tokar Delta Agricultural Project - Red Sea State	37.1	0.0	0.0	0.0	37.1
Gash Delta Agricultural Project - Kassala	49.1	0.0	0.0	0.0	49.1
Khor Abu Habel Agricultural Project - North Kordofan	31.0	0.0	0.0	0.0	31.0
Agricultural Value Chain Development Project - [African Development] Bank [Group]	18.1	0.0	680.4	680.4	698.5
Central Unit for the Coordination of IFAD Projects	2.0	0.0	0.0	0.0	2.0
Integrated Agriculture and Marketing Project - IFAD	35.0	0.0	550.0	550.0	585.0
Drought Effect Aversion Project - North Kordofan	20.0	0.0	0.0	0.0	20.0
Drought Effect Aversion and Food Security Project - North	38.3	0.0	0.0	0.0	38.3
Livestock and Resilience Project	45.9	0.0	660.0	660.0	705.9
Drought Resistance and Livelihoods Project	11.4	0.0	570.4	570.4	581.8
Epidemiological Livestock Survey to Improve Means [of Livelihood]	61.6	0.0	214.5	214.5	276.1
Butana Reconstruction and Development Fund	7.0	0.0	0.0	0.0	7.0
Habila Agricultural Project	8.0	0.0	0.0	0.0	8.0
Project to Divert the Rural Wad Hamid Basin and Salwa Basin	6.0	0.0	0.0	0.0	6.0
Project to Support The Agricultural Season	100.0	0.0	0.0	0.0	100.0
Export Infrastructure Project	10.0	0.0	0.0	0.0	10.0
Banana Orchards Protection Project in Sennar State	25.0	0.0	0.0	0.0	25.0
Gum Arabic Belt Reconstruction Project	22.7	0.0	0.0	0.0	22.7
National Livestock Health Rehabilitation Project	10.0	0.0	0.0	0.0	10.0
Empowerment -of- Youth-in-Agricultural-Entrepreneurship Program	21.4	0.0	55.0	55.0	76.4
Project for the Integrated Improvement of Household Food Security	0.0	0.0	0.0	0.0	0.0
Mobile Veterinary Clinics Project	35.0	0.0	0.0	0.0	35.0
Inspection and Injections Centers Project	100.0	0.0	0.0	0.0	100.0
National Herd Vaccination Project	12.0	0.0	0.0	0.0	12.0
Solar energy in agriculture	3.0	0.0	242.0	242.0	245.0
Rural Poor Incentive Project	2.0	0.0	43.0	43.0	45.0
Support for small producers affected by the floods	4.0	0.0	182.0	182.0	186.0
2. Roads and bridges sector	13,031.8	880.0	0.0	880.0	13,911.8
Wad al-Eis - Karakuj - Rossires - Yara Road	44.4	0.0	0.0	0.0	44.4
Foula - Muglad - Abyei - Bantoun Road	156.3	0.0	0.0	0.0	156.3
Singa al-Dali - Mazoum - Wad al-Nil Road	74.0	0.0	0.0	0.0	74.0
Sufi - Duwaim Road (Stage 1)	120.0	0.0	0.0	0.0	120.0
Damazin - Qaisan Road	25.0	0.0	0.0	0.0	25.0
Damazin - Kurmuk Road	25.0	0.0	0.0	0.0	25.0
Internal roads in the states	1,500.0	0.0	0.0	0.0	1,500.0
Internal roads (New Halfa)	74.0	0.0	0.0	0.0	74.0

Description	2021 estimates				
	Local	Loans	Grants	Total foreign	Overall total
Kosti - Quli - Al Duwaim Road (White Nile)	75.0	0.0	0.0	0.0	75.0
Internal roads in Gezira State	150.0	0.0	0.0	0.0	150.0
Muglad - Babanusa Road	200.0	0.0	0.0	0.0	200.0
Roads for the locality of Wad al-Mahi	80.7	0.0	0.0	0.0	80.7
Faw - Hawatah - Mafazah Road	350.0	0.0	0.0	0.0	350.0
Rub' - Awamrah Road	75.0	0.0	0.0	0.0	75.0
Awateeb - Musawwarat Road	12.0	0.0	0.0	0.0	12.0
Salim - Nawa Road	75.0	0.0	0.0	0.0	75.0
Al-Hamdulillah connector road	45.0	0.0	0.0	0.0	45.0
Nahud - Fula Road	200.0	0.0	0.0	0.0	200.0
Wad al-Abbas - Barsi Road	70.4	0.0	0.0	0.0	70.4
Dalqu - Dongola - Arqin connecting road	85.0	0.0	0.0	0.0	85.0
Qoz al-Rahmah - Azari Road	65.0	0.0	0.0	0.0	65.0
Ghabsha - Shurkaila Road	80.0	0.0	0.0	0.0	80.0
Arab Road 6 (New Halfa)	170.0	0.0	0.0	0.0	170.0
Arqu - Dar al-Awda Road	75.0	0.0	0.0	0.0	75.0
Sennar - Hillat al-Bir Road	40.0	0.0	0.0	0.0	40.0
Nyala - Gereida - Buram Road	75.0	0.0	0.0	0.0	75.0
Wad Noura - National Highway Road	65.0	0.0	0.0	0.0	65.0
Umm Shuka - National Highway Road	65.0	0.0	0.0	0.0	65.0
Sennar - 44 Wad Taktuk - Wad al-Rakin -Khayari Road bridge	120.0	0.0	0.0	0.0	120.0
Abyad - Mazroub - Umm Kredem Road	20.0	0.0	0.0	0.0	20.0
Kamilin - Jami'yabi Road	65.0	0.0	0.0	0.0	65.0
Internal roads in the city of Sennar	45.0	0.0	0.0	0.0	45.0
Tripartite Program roads	1,300.0	0.0	0.0	0.0	1,300.0
Internal roads in Geneina city	25.0	0.0	0.0	0.0	25.0
Hilat Omar - Qurashi Connecting Road - Qurashi Road	25.0	0.0	0.0	0.0	25.0
Bashakra East Road (Al-Hajj Youssef National Road)	25.0	0.0	0.0	0.0	25.0
Muslimiyah - Nagru Road	25.0	0.0	0.0	0.0	25.0
Rahad - Sidra Road	25.0	0.0	0.0	0.0	25.0
Hajar al-Asal – Basabir connecting road	75.0	0.0	0.0	0.0	75.0
Tahada - Sablouka Road	75.0	0.0	0.0	0.0	75.0
Talihah - Abboud Road	45.0	0.0	0.0	0.0	45.0
Duem internal roads	75.0	0.0	0.0	0.0	75.0
Abu Azza Road - National Highway, North Kordofan State	75.0	0.0	0.0	0.0	75.0
Wad al-Nour - Barakat Road	25.0	0.0	0.0	0.0	25.0
Port Sudan Beltway	45.0	0.0	0.0	0.0	45.0
Kasinger - Barqiq – Old Dongola - Khandaq Road	75.0	0.0	0.0	0.0	75.0
Dar Al Salam - KhorLaban Road	75.0	0.0	0.0	0.0	75.0
Al-Shorfa - Umm Shaniq - Tabibat Road	75.0	0.0	0.0	0.0	75.0
Abu Haraz - Hudaiba Road, Gezira State	40.0	0.0	0.0	0.0	40.0
Road for villages north of Hosh, Gezira State	75.0	0.0	0.0	0.0	75.0
Khashm al-Girba - Hammadit Road	25.0	0.0	0.0	0.0	25.0
Internal roads in Northern State	45.0	0.0	0.0	0.0	45.0
Wad Asad - Manasrah Road	45.0	0.0	0.0	0.0	45.0
Mahmeya - Maadeya - Jabrab - Saqadi Road	75.0	0.0	0.0	0.0	75.0
Fula - Babanusa Road	120.0	0.0	0.0	0.0	120.0
Rehabilitation of Senja - Damazin Road	150.0	0.0	0.0	0.0	150.0
Safa - Umm Idam Road	25.0	0.0	0.0	0.0	25.0
Umm Kawaie - Aqliyin Road	45.0	0.0	0.0	0.0	45.0
Wad al-Haddad - Sabeel Road	45.0	0.0	0.0	0.0	45.0
Sawakin - Tokar Road	75.0	0.0	0.0	0.0	75.0
Abu Jilfa - Refaa Road	25.0	0.0	0.0	0.0	25.0

Description	2021 estimates				
	Local	Loans	Grants	Total foreign	Overall total
Road linking the villages of Wad al-Shafi'i and Wad Hamidan	75.0	0.0	0.0	0.0	75.0
Internal roads at Sheikh Abdullah al-Badri University	25.0	0.0	0.0	0.0	25.0
Abu Quta Abu Ashr, Hasahisa locality	25.0	0.0	0.0	0.0	25.0
Dinder - Dinder Park Road (tourist attraction)	25.0	0.0	0.0	0.0	25.0
Madani - Wad al-Naim Road	65.0	0.0	0.0	0.0	65.0
Internal roads of Singa	25.0	0.0	0.0	0.0	25.0
Roads of Salam	1,300.0	0.0	0.0	0.0	1,300.0
State agricultural roads	1,250.0	0.0	0.0	0.0	1,250.0
Duwaim - Umm Jarr Agricultural Road	65.0	0.0	0.0	0.0	65.0
Agricultural Roads Project in Gedaref State	450.0	0.0	0.0	0.0	450.0
Agricultural roads in River Nile State	450.0	0.0	0.0	0.0	450.0
Agricultural roads in White Nile State	325.0	0.0	0.0	0.0	325.0
Faniyah Bridge, South Darfur, Nyala	300.0	0.0	0.0	0.0	300.0
Jasir Bridge, Aba Island	25.0	0.0	0.0	0.0	25.0
Khartoum State Metro Project	1,000.0	0.0	0.0	0.0	1,000.0
Studies for state roads and bridges	400.0	0.0	0.0	0.0	400.0
Dabibat - Abu Zabad - Fula Road	25.0	440.0	0.0	440.0	465.0
Nahud - Um Kadada Road	25.0	440.0	0.0	440.0	465.0
3. Health sector	4,082.5	1,914.0	10,501.0	12,415.0	16,497.5
Project to Provide Medical Devices and Equipment	800.0	0.0	0.0	0.0	800.0
Construction and rehabilitation of rural hospitals	766.0	0.0	0.0	0.0	766.0
Establishment and rehabilitation of specialized hospitals and centers	300.0	0.0	0.0	0.0	300.0
Completion of the establishment of health centers	600.0	0.0	0.0	0.0	600.0
Expansion of basic health care services	750.0	0.0	0.0	0.0	750.0
Gezira University Hospital	30.0	0.0	0.0	0.0	30.0
Expanded Children's Immunization Project ([United Nations Population] Fund)	324.0	0.0	220.0	220.0	544.0
Strengthening of the health system (Global Vaccine Fund)	30.0		55.0	55.0	85.0
Reproductive health (UNFPA)	65.0	0.0	633.6	633.6	698.6
Reduction of morbidity and mortality by ensuring access to water	55.0	1,650.0	0.0	1,650.0	1,705.0
Health and nutrition (UNICEF)	150.0	0.0	5,120.5	5,120.5	5,270.5
Strengthening of the decentralized health system ([Global] Support Fund)	50.0	0.0	253.0	253.0	303.0
Malaria Control Project (Global Support Fund)	90.0	0.0	1,760.0	1,760.0	1,850.0
Biological control of malaria transmitting mosquitoes	8.0	115.5	0.0	115.5	123.5
Three regional hospitals ([omission] Development Bank)	10.0	148.5	0.0	148.5	158.5
Improvement of access to health [care] and strengthening of health systems	20.0	0.0	991.5	991.5	1,011.5
Capacity building to provide comprehensive services ([omission] bank)	8.5	0.0	732.1	732.1	740.6
Expansion of the Saudi Hospital for Obstetrics and Gynecology	5.0	0.0	550.0	550.0	555.0
Health projects (Saudi Fund for Development)	3.0	0.0	0.0	0.0	3.0
Eradication of neglected tropical diseases, and the building of networks	8.0	0.0	77.0	77.0	85.0
Comprehensive interventions for dialysis and disease control	10.0	0.0	108.4	108.4	118.4
4. Education sector	1,319.2	1,650.0	4,217.4	5,867.4	7,186.6
Capacity Building Project to Improve and Develop Education Quality	15.0	0.0	407.0	407.0	422.0
Primary Education Development Project - World Bank	250.0	0.0	2,066.4	2,066.4	2,316.4
Education Programs Project - Teaching and Learning (UNICEF)	1.3	0.0	1,689.1	1,689.1	1,690.4
Project to Develop the Bakht al-Reda Center	12.0	0.0	0.0	0.0	12.0
Literacy, continuing education, and benefits bridging	39.4	0.0	0.0	0.0	39.4
University Cities Rehabilitation Project	220.0	0.0	0.0	0.0	220.0
University Cities Construction Project	165.0	0.0	0.0	0.0	165.0

Description	2021 estimates				
	Local	Loans	Grants	Total foreign	Overall total
University Student Loan Project	15.0	0.0	0.0	0.0	15.0
Technical Schools Rehabilitation Project	90.0	0.0	0.0	0.0	90.0
School Nutrition Project	180.0	0.0	0.0	0.0	180.0
Project to Provide Seating for Students in the States	65.0	0.0	0.0	0.0	65.0
School Construction and Rehabilitation Project in the States	104.0	0.0	0.0	0.0	104.0
School Environment Improvement Project	91.0	0.0	0.0	0.0	91.0
Annual School Session Project	52.0	0.0	0.0	0.0	52.0
School Construction Project in Northern State and River Nile State	5.0	0.0	55.0	55.0	60.0
Educational projects - Saudi Fund	2.0	0.0	0.0	0.0	2.0
School nutrition (UNICEF)	0.5	1,650.0	0.0	1,650.0	1,650.5
Education Activities Project	12.0	0.0	0.0	0.0	12.0
5. Social development sector	719.9	82.5	11,383.5	11,466.0	12,185.9
Vocational Training Centers Project (Kadugli and Damazin)	20.0	0.0	0.0	0.0	20.0
International Cooperation Programs Coordination Project (UNFPA)	5.0	0.0	972.4	972.4	977.4
Partnership Project to Promote Effective Development	5.0	0.0	198.0	198.0	203.0
COMESA Regional Integration Support Mechanism Project	5.0	0.0	55.0	55.0	60.0
National Graduate Employment Agency Project	200.0	0.0	0.0	0.0	200.0
State Vocational Training Systems Development Project (JICA)	5.8	0.0	52.8	52.8	58.6
Social Cohesion, Strengthening of Peace, and [Conflict] Resolution Project	26.7	0.0	2,673.0	2,673.0	2,699.7
Sustainable Livelihoods Project in East [Darfur?]	16.0	0.0	11.0	11.0	27.0
Kadugli - Capital of Sudanese Heritage	68.0	0.0	0.0	0.0	68.0
King Abdullah Program Grant Project - Development Bank	4.4	0.0	110.0	110.0	114.4
Media and Advocacy Project, Ministry of Information (UNICEF)	7.0	0.0	60.5	60.5	67.5
Sudanese Culture Capitals Project	71.0	0.0	0.0	0.0	71.0
Communication and External Relations Project, Ministry of Information	6.0	0.0	55.0	55.0	61.0
Population Issues Project, National Population Council	7.0	0.0	125.0	125.0	132.0
Gender Equality Project, Ministry of Welfare and Social Security	4.5	0.0	268.4	268.4	272.9
Child Protection Project, National Council for [Child] Welfare	4.0	0.0	1,031.8	1,031.8	1,035.8
Social Protection Program Project - the Bank [omission]	6.0	0.0	82.5	82.5	88.5
Poverty Alleviation and Achievement of the Millennium Goals Project	6.0	0.0	22.0	22.0	28.0
Social Policy Project, planning and follow-up	5.0	0.0	291.0	291.0	296.0
Overlapping Software Project (UNICEF)	5.0	0.0	291.0	291.0	296.0
Good Governance and Rule of Law Project (UNDP)	5.0	0.0	1,668.7	1,668.7	1,673.7
Peace Building Project in the Darfur States - United Nations	9.0	0.0	275.0	275.0	284.0
Women's Empowerment Project - African [Development?] Bank	16.6	0.0	165.6	165.6	182.1
United Nations Joint Program for the Abyei Area in the field of [omission]	11.9	0.0	119.4	119.4	131.3
Peace Secretariat - United Nations	5.5	0.0	55.0	55.0	60.5
Poverty Reduction, Inclusive Growth, and Livelihoods Project	34.5	0.0	793.1	793.1	827.6
Project to Build Resilient Communities in River Nile State	5.0	0.0	55.0	55.0	60.0
Technical Cooperation for the Friendship Center for Vocational Training - China	27.0	0.0	275.0	275.0	302.0
Social Protection Benchmark Policies Project	37.0	0.0	371.8	371.8	408.8
Emergency Aid Project for White Nile State	5.0	0.0	55.0	55.0	60.0
Project to Enhance Vocational Training Capacities in the States of Khartoum [omission]	15.0	0.0	55.0	55.0	70.0
Toward a Lasting Peace in Sudan Project - the agency [omission]	20.0	0.0	447.7	447.7	467.7
Project to Enhance Job Opportunities in the Darfur States - the agency [omission]	13.0	0.0	253.0	253.0	266.0
Employment Initiative and Prospects Project, Khartoum	8.0	0.0	110.0	110.0	118.0

Description	2021 estimates				
	Local	Loans	Grants	Total foreign	Overall total
Cross-border Cooperation Project in Western and Eastern Ethiopia	8.0	0.0	110.0	110.0	118.0
Peace Building and Development Project - World Bank	7.0	0.0	275.0	275.0	282.0
Sustainable Villages Project	15.0	82.5	0.0	82.5	97.5
2. Water sector	<u>3,785.3</u>	<u>2,915.0</u>	<u>4,876.9</u>	<u>7,791.9</u>	<u>11,577.2</u>
Operating and Maintenance Capacity Development and Building Project	6.0	0.0	91.9	91.9	97.9
Project to Develop and Reform the Institutional Capacities of the Sector	7.0	0.0	624.3	624.3	631.3
Nyala Water Station Project	160.0	0.0	0.0	0.0	160.0
Transmission Line Project for Umm Maghad Water Station	155.0	0.0	0.0	0.0	155.0
Kosti Water Station Project	20.0	0.0	0.0	0.0	20.0
Kosti Water Network Project	100.0	0.0	1,100.0	1,100.0	1,200.0
Project to Supply and Install Desalination Plants	100.0	0.0	0.0	0.0	100.0
Karima Water Station Project	40.0	0.0	0.0	0.0	40.0
Halfa Water Station Project	27.0	0.0	0.0	0.0	27.0
EyalBakheet and Khoy Water Project	5.0	0.0	0.0	0.0	5.0
Sitt Stations Project	100.0	1,650.0	0.0	1,650.0	1,750.0
Sitt Network Project	60.0	0.0	0.0	0.0	60.0
Merged Stations Project	150.0	0.0	0.0	0.0	150.0
Jabra Sheikh Project	12.5	0.0	0.0	0.0	12.5
Emergency Program Project for Khartoum State	500.0	0.0	0.0	0.0	500.0
Dinder Local Water Network Project	79.8	0.0	0.0	0.0	79.8
Rabak Water Station Project	25.0	0.0	0.0	0.0	25.0
Hammadi Water Network Project	50.0	0.0	0.0	0.0	50.0
Gedaref Water Station Project - Islamic Bank	10.0	1,265.0	0.0	1,265.0	1,275.0
Project to Drill and Install 100 Wells in East Darfur	120.0	0.0	0.0	0.0	120.0
Project to drill and install 200 Wells	150.0	0.0	0.0	0.0	150.0
Raheed al-Bardi Project (Darfur Strategy)	100.0	0.0	0.0	0.0	100.0
Project to Drill and Install 50 wells in West Darfur	0.0	0.0	0.0	0.0	0.0
Project to Drill and Install 10 Wells in the locality of Khoy	0.0	0.0	0.0	0.0	0.0
Water projects in the states	800.0	0.0	0.0	0.0	800.0
Port Sudan Water Services Improvement Project - Bank	5.0	0.0	708.4	708.4	713.4
Chinese loan projects, loan supplement	20.0	0.0	0.0	0.0	20.0
Belgian Loan Project for Submersible Pumps	5.0	0.0	0.0	0.0	5.0
North and South [omission] Water Services Improvement Project	7.0	0.0	322.9	322.9	329.9
Water and Environmental Sanitation Project (UNICEF)	7.0	0.0	1,644.5	1,644.5	1,651.5
Well Drilling Project in River Nile State and Northern State	2.0	0.0	385.0	385.0	387.0
Water Project 24 for the village of Iraq, locality, city of Qurashi 24, [omission] State	57.0	0.0	0.0	0.0	57.0
Integrated Village Water Project (11), Faw	35.0	0.0	0.0	0.0	35.0
Water Equipment Project	3.0	0.0	0.0	0.0	3.0
Project to Rehabilitate a Station (03) in East Darfur	10.0	0.0	0.0	0.0	10.0
Qari Region Water Project	50.0	0.0	0.0	0.0	50.0
Supervision of water projects	12.0	0.0	0.0	0.0	12.0
Well drilling	5.0	0.0	0.0	0.0	5.0
Water Improvement Project in Abyad	10.0	0.0	0.0	0.0	10.0
Sufi water	5.0	0.0	0.0	0.0	5.0
Peace support projects	500.0	0.0	0.0	0.0	500.0
Port Sudan water (10 wells)	225.0	0.0	0.0	0.0	225.0
Rural water improvement	50.0	0.0	0.0	0.0	50.0
7. Energy sector	<u>500.0</u>	<u>0.0</u>	<u>0.0</u>	<u>0.0</u>	<u>500.0</u>
State energy projects	500.0	0.0	0.0	0.0	500.0
Total of designated projects	<u>24,293.8</u>	<u>7,441.5</u>	<u>34,589.0</u>	<u>42,030.5</u>	<u>66,324.3</u>

Description	2021 estimates				
	Local	Loans	Grants	Total foreign	Overall total
8. Reconstruction funds					
8.1. Blue Nile State Reconstruction Fund	546.0	0.0	0.0	0.0	546.0
Infrastructure and Development Project	479.7	0.0	0.0	0.0	479.7
Project to Improve the Humanitarian Conditions of and Re[integrate] Returnees	33.2	0.0	0.0	0.0	33.2
Livelihoods and Food Security Project to Increase [Farmers' Connection to their Land]	33.2	0.0	0.0	0.0	33.2
8.2. Commissions and the Reconstruction Fund for Development	6,065.0	0.0	0.0	0.0	6,065.0
Voluntary Return Commission	1,200.0	0.0	0.0	0.0	1,200.0
Nomadic Herdsmen Development Commission	250.0	0.0	0.0	0.0	250.0
Darfur Land Commission	350.0	0.0	0.0	0.0	350.0
Darfur Reconstruction Fund and Peace Program Commission	3,750.0	0.0	0.0	0.0	3,750.0
Darfur Compensation Fund	100.0	0.0	0.0	0.0	100.0
Nomad Development Council	85.0	0.0	0.0	0.0	85.0
Greater Darfur Microfinance Company	330.0	0.0	0.0	0.0	330.0
8.3. Darfur Development Strategy:	70.0	0.0	0.0	0.0	70.0
Darfur Development Strategy projects	70.0	0.0	0.0	0.0	70.0
8.4 Eastern Sudan Reconstruction Fund	346.2	3,916.0	0.0	3,916.0	4,262.2
Projects of the East[ern Sudan] Reconstruction Fund	225.0	0.0	0.0	0.0	225.0
Roads of the eastern states	75.0	1,375.0	0.0	1,375.0	1,450.0
Eastern Sudan electricity	15.0	1,650.0	0.0	1,650.0	1,665.0
Sewage	1.7	0.0	0.0	0.0	1.7
Project to Rehabilitate New Halfa	15.0	467.5	0.0	467.5	482.5
Project to Rehabilitate Infrastructure in the Tokar Delta	7.5	423.5	0.0	423.5	431.0
Mechanized agriculture in Gedaref State	4.5	0.0	0.0	0.0	4.5
Horticulture	1.5	0.0	0.0	0.0	1.5
Infrastructure rehabilitation for the Gash Delta Project	1.0	0.0	0.0	0.0	1.0
8.5. Peace Support Fund / South Kordofan	1,000.0	0.0	0.0	0.0	1,000.0
South Kordofan State Reconstruction Fund	1,000.0	0.0	0.0	0.0	1,000.0
Total of reconstruction funds	8,027.2	3,916.0	0.0	3,916.0	11,943.2
8.6. Additional development transfers					
Additional Development Transfer Program for the Darfur States	5,000.0	0.0	0.0	0.0	5,000.0
Additional Development Transfer Program for the Abyei Area	1,200.0	0.0	0.0	0.0	1,200.0
Additional Development Transfer Program for River Nile State	186.0	0.0	0.0	0.0	186.0
Additional Development Transfer Program for South [omission] State	255.0	0.0	0.0	0.0	255.0
Total of additional developmental transfers	6,641.0	0.0	0.0	0.0	
9. Unspecified projects	3,000	0.0	0.0	0.0	3,000
Overall total	41,962.0	11,357.5	34,589.0	45,946.5	87,908.4

18.5. Attachment No. 5: Peace allocations

Political stability is essential for economic stability. The FY 2021 budget is thus particularly concerned with fulfilling the peace requirements. The transitional government, consisting of the Sovereignty Council and the Council of Ministers, has made the achievement of peace in the Sudan a top priority for the transitional period program. The government has made strenuous efforts to achieve peace and sign a peace agreement with its peace partners (the October 2020 Juba peace agreement between the transitional government of Sudan and the parties to the peace process).

The achievement and sustainment of peace is a primary strategic objective of the general government budget. The peace agreement matrix requirements have been adopted as a basic term of reference in the preparation of the FY 2021 budget. The cost of the FY 2021 budget proposals put forth by the parties to the peace process is approximately SDG 184,232.07 million (\$3,349.67 billion [million is probably intended – Tr.]). These proposals represent 18 percent of total expenditure in the 2021 budget.

Table No. 31: Financial requirements for the implementation of the peace agreement – cost estimates of the proposals of the parties to the peace process for FY 2021

Description	[Millions of] SDG	Millions of US\$	Percentage of total
Darfur track [SPLM-N (Minnawi) and JEM]	46,750	850	25%
Eastern Sudan track	28,941	526.2	16%
TwoAreas [SPLM-N Malik Agar]	41,965	763	23%
Northern Sudan track	35,640	648	19%
Central Sudan track*	30,936.07	562.47	17%
Total	184,232.07	3,349.67	100%

*20 percent of the proposal of the Central Sudan track, estimated at SDG 154,000 million (\$2,812 million), has been approved.

The FY 2021 budget meets the peace requirements by setting aside peace allocations for the various tracks and pivots totaling SDG 54,100 million (\$982 million) or 29 percent of the cost of the proposals put forth by the parties to the peace process and 5 percent of total public spending, as detailed below.

1. Existing projects included in the local development budget (development of the states):

Table No. 32: Projects included in the local development budget (development of the states)

Description	Sum (millions of SDG)
Projects of the agricultural sector	804.8
Roads and bridges sector	3895.7
Social development sector	1133.2
Water and energy sector	3684.7
Projects of the reconstruction funds	11,943.2
Total	21,461.5*

*The equivalent of \$390.2 million

2. Projects included in the national development budget:

SDG 19,250 million (\$350 million) have been allocated for various projects in the national development budget (US government grants).

Thus, allocations for peace projects in the FY 2021 budget total SDG 40,711 million (\$740.2 million).

3. Peace Building Fund

SDG 13.311 billion (\$242 million or 7 percent of the total transfers to the state governments) have been allocated to the Peace Building Fund for allocation to the states affected by migration and conflicts. The Peace Building Fund budget will also absorb the cost of the structures and mechanisms needed to implement the peace agreement matrix.

The cost of the proposals not covered by FY 2021 budget appropriations, which is SDG 130.132 billion (\$2,367.47 million), will be given priority for the receipt of funding provided by donors during the year.

The 2021 peace allocations will be disbursed after economic, social, and environmental feasibility studies for realistic programs are submitted to the friends of Sudan, donors, and regional and international financing institutions to obtain funding for the implementation of projects that promote a sustainable peace and the national economy.

18.6. Attachment No. 6: FY 2021 federal government budget estimates

Table No. 33: FY 2021 Federal government budget estimates

(SDG)

Ministry/unit	Revenues	Employee compensation	Purchase of goods and Services	Centralized items	Purchase of goods and services + centralized items	Acquisition of nonfinancial assets	Total expenditures + acquisition of nonfinancial assets
Agricultural sector							
Ministry of Agriculture and Natural Resources	60,000,000	437,353,100	88,000,000	669,000,000	757,000,000	5,079,000,000	6,273,353,100
Agricultural Research Authority	0	806,632,830	400,000,000	0	400,000,000	518,500,000	1,725,132,830
Agricultural Risk Aversion and Agricultural Insurance Fund	0	0	3,200,000	0	3,200,000	0	3,200,000
Ministry of Livestock Resources	200,000,000	448,805,880	80,000,000	15,700,000	95,700,000	1,520,400,000	2,064,905,880
Livestock Resource Research Authority	20,000,000	284,822,160	480,000,000	0	480,000,000	406,000,000	1,170,822,160
Food Research Center	0	46,646,960	15,000,000	0	15,000,000	0	61,646,960
Sudanese Agricultural Council	2,000,000	9,554,530	2,500,000	0	2,500,000	0	12,054,530
Sudanese Veterinary Council	500,000	3,381,280	5,000,000	0	5,000,000	0	8,381,280
National Biosafety Council	6,000,000	0	0	0	0	0	0
Total of the agricultural sector	<u>288,500,000</u>	<u>2,037,196,740</u>	<u>1,073,700,000</u>	<u>684,700,000</u>	<u>1,758,400,000</u>	<u>7,523,900,000</u>	<u>11,319,496,740</u>

Ministry/unit	Revenues	Employee compensation	Purchase of goods and Services	Centralized items	Purchase of goods and services + centralized items	Acquisition of nonfinancial assets	Total expenditures + acquisition of nonfinancial assets
Energy and mining sector							
Ministry of Energy and Mining	0	13,801,050	100,000,000	5,000,000	105,000,000	8,670,000,000	8,788,801,050
Ministry of Irrigation and Water resources	500,000,000	1,000,000,000	2,000,000,000	17,000,000	2,017,000,000	3,574,900,000	6,591,900,000
Drinking Water and Wastewater Unit	0	25,265,833	25,000,000	0	25,000,000	0	50,265,833
Dams Implementation Unit	0	0	0	0	0	1,836,000,000	1,836,000,000
National Geological Council	2,000,000	1,016,480	5,000,000	0	5,000,000	0	6,016,480
Total of the energy and mining sector	<u>502,000,000</u>	<u>1,040,083,363</u>	<u>2,130,000,000</u>	<u>22,000,000</u>	<u>2,152,000,000</u>	<u>14,080,900,000</u>	<u>17,272,983,363</u>
Transportation and infrastructure sector							
Ministry of Infrastructure and Transportation	6,000,000	35,456,560	75,000,000	5,600,000	80,600,000	1,262,000,000	1,378,056,560
New Khartoum International Airport	0	0	0	0	0	200,000,000	200,000,000
Riverine Navigation Authority	40,000,000	42,208,740	60,000,000	0	60,000,000	90,000,000	192,208,740
Sudan Railways Authority	0	0	0	0	0	1,050,000,000	1,050,000,000
Land Transportation Unit	100,000,000	12,619,750	56,000,000	0	56,000,000	150,000,000	218,619,750
National Committee for Geographical Names	0	5,057,230	1,532,000	0	1,532,000	0	6,589,230

Ministry/unit	Revenues	Employee compensation	Purchase of goods and Services	Centralized items	Purchase of goods and services + centralized items	Acquisition of nonfinancial assets	Total expenditures + acquisition of nonfinancial assets
National Council for Urban Development	500,000	5,838,880	5,000,000	0	5,000,000	0	10,838,880
Engineering Business Contractors Regulatory Council	10,000,000	3,505,740	5,000,000	0	5,000,000	0	8,505,740
Total of the transport and infrastructure sector	<u>156,500,000</u>	<u>104,686,900</u>	<u>202,532,000</u>	<u>5,600,000</u>	<u>208,132,000</u>	<u>2,752,000,000</u>	<u>3,064,818,900</u>
Industry and trade sector							
Ministry of Industry and Trade	100,000,000	158,200,110	100,000,000	5,600,000	105,600,000	981,300,000	1,245,100,110
Industrial Consulting and Research Center	5,000,000	99,191,615	22,915,240	0	22,915,240	110,400,000	232,506,855
General Secretariat for Ascension to the WTO	0	8,625,300	12,000,000	0	12,000,000	0	20,625,300
National Council for Cooperative Training	100,000	8,390,585	5,000,000	0	5,000,000	0	13,390,585
Sudan Trade Point	0	13,992,270	15,500,297	5,600,000	21,100,297	0	35,092,567
Gum Arabic Council	0	890,900	10,000,000	0	10,000,000	0	10,890,900
Total of the industry and trade sector	<u>105,100,000</u>	<u>289,290,780</u>	<u>165,415,537</u>	<u>11,200,000</u>	<u>176,615,537</u>	<u>1,091,700,000</u>	<u>1,557,606,317</u>
Sovereign agencies sector							
Transitional Sovereignty Council	0	1,193,770,300	1,210,153,000	3,276,500,000	4,486,653,000	0	5,680,423,300

Ministry/unit	Revenues	Employee compensation	Purchase of goods and Services	Centralized items	Purchase of goods and services + centralized items	Acquisition of nonfinancial assets	Total expenditures + acquisition of nonfinancial assets
Transitional Legislative Council	0	106,844,000	145,000,000	27,000,000	172,000,000	0	278,844,000
Ministry of Federal Government	0	36,624,230	90,000,000	6,500,000	96,500,000	0	133,124,230
Board of Grievances and Public Accountability	0	29,009,000	13,000,000	5,600,000	18,600,000	0	47,609,000
Supreme Council for Strategic Planning	0	21,120,800	15,000,000	600,000	15,600,000	0	36,720,800
Judicial Authority	6,000,000,000	9,700,000,000	1,000,000,000	0	1,000,000,000	0	10,700,000,000
National Judicial Service Commission	0	33,000,000	7,000,000	0	7,000,000	0	40,000,000
Institute of Judicial and Legal Sciences	0	26,500,000	14,000,000	0	14,000,000	0	40,500,000
Constitutional Court	3,000,000	21,413,000	55,000,000	0	55,000,000	0	76,413,000
National Audit Chamber	20,000,000	1,302,102,400	120,000,000	10,200,000	130,200,000	0	1,432,302,400
Center for Strategic Studies	0	6,104,000	2,000,000	0	2,000,000	0	8,104,000
World People's Friendship Council	4,000,000	19,334,000	8,500,000	0	8,500,000	0	27,834,000
National Civil Servants Justice Chamber	0	8,808,000	5,800,000	0	5,800,000	0	14,608,000
Secretariat of the New Partnership for Africa's Development (NEPAD)	0	9,904,000	26,000,000	200,000	26,200,000	0	36,104,000
Political Parties Affairs Council	200,000	10,961,000	6,500,000	0	6,500,000	0	17,461,000

Ministry/unit	Revenues	Employee compensation	Purchase of goods and Services	Centralized items	Purchase of goods and services + centralized items	Acquisition of nonfinancial assets	Total expenditures + acquisition of nonfinancial assets
National Council for Press and Publications	0	0	2,500,000	0	2,500,000	0	2,500,000
Ministry of Cabinet Affairs	0	260,709,618	982,150,000	1,285,500,000	2,267,650,000	100,000,000	2,628,359,618
National Archives	550,000	41,965,000	10,000,000	5,200,000	15,200,000	40,000,000	97,165,000
General Directorate of Government Real Estate	25,000,000	12,786,000	9,000,000	0	9,000,000	0	21,786,000
General Secretariat of the Board of Advisors	0	99,890,000	5,000,000	0	5,000,000	0	104,890,000
Central Bureau of Statistics	0	116,744,300	80,000,000	6,200,000	86,200,000	400,000,000	602,944,300
Supreme Council of Wages	0	3,000,000	2,100,000	0	2,100,000	0	5,100,000
General Secretariat of the Supreme Council for Overall Quality and Excellence	0	4,782,000	3,350,000	0	3,350,000	0	8,132,000
Consulting Firms Regulatory Council	2,000,000	3,401,000	2,500,000	0	2,500,000	0	5,901,000
Medical Board	12,000,000	11,774,000	40,000,000	0	40,000,000	0	51,774,000
Engineering Council	5,000,000	4,114,000	5,325,000	0	5,325,000	0	9,439,000
Computer Systems Professions Council	600,000	2,936,203	2,240,000	0	2,240,000	0	5,176,203
Ministry of Foreign Affairs	50,000,000	140,260,000	130,000,000	57,600,000	187,600,000	0	327,860,000

Ministry/unit	Revenues	Employee compensation	Purchase of goods and Services	Centralized items	Purchase of goods and services + centralized items	Acquisition of nonfinancial assets	Total expenditures + acquisition of nonfinancial assets
Diplomatic missions	600,000,000	3,360,000,000	2,475,000,000	0	2,475,000,000	0	5,835,000,000
National Center for Diplomatic Studies	3,000,000	7,977,060	6,000,000	0	6,000,000	0	13,977,060
Abu Dhabi Economic Chancellery	0	11,550,000	4,680,000	0	4,680,000	0	16,230,000
Media attaché sections	0	0	5,500,000	0	5,500,000	0	5,500,000
Ministry of Justice	400,271,000	1,851,197,400	500,000,000	16,500,000	516,500,000	0	2,367,697,400
Public Prosecution	0	1,801,342,000	1,100,000,000	10,000,000	1,110,000,000	0	2,911,342,000
General Registrar of Labor Organizations	0	8,420,000	4,000,000	0	4,000,000	0	12,420,000
Human Rights Advisory Council	0	0	2,565,000	0	2,565,000	0	2,565,000
Council of Agricultural and Livestock Producers	1,000,000	0	21,750,000	0	21,750,000	0	21,750,000
National Committee for International Humanitarian Law	0	0	910,000	0	910,000	0	910,000
Sudanese Accreditation Board	200,000	4,668,000	14,500,000	0	14,500,000	0	19,168,000
Friendship Hall	0	0	0	0	0	10,000,000	10,000,000
National Information Center	0	61,110,000	21,750,000	0	21,750,000	14,964,000	97,824,000

Ministry/unit	Revenues	Employee compensation	Purchase of goods and Services	Centralized items	Purchase of goods and services + centralized items	Acquisition of nonfinancial assets	Total expenditures + acquisition of nonfinancial assets
Sudanese Halal Council	0	740,000	4,500,000	0	4,500,000	0	5,240,000
Supreme Council for the Environment and Natural Resources	6,000,000	48,456,020	15,960,000	3,000,000	18,960,000	10,000,000	77,416,020
Total of the sovereign sector	<u>7,132,821,000</u>	<u>20,383,317,331</u>	<u>8,169,233,000</u>	<u>4,710,600,000</u>	<u>12,879,833,000</u>	<u>574,964,000</u>	<u>33,838,114,331</u>
Commissions							
National Elections Commission	0	19,686,472	15,000,000	0	15,000,000	0	34,686,472
National Civil Service Selection Commission	0	13,294,757	7,200,000	0	7,200,000	0	20,494,757
National Human Rights Commission	0	11,198,818	6,000,000	0	6,000,000	6,500,000	23,698,818
Disarmament and Demobilization Commission	0	32,026,182	10,500,000	0	10,500,000	30,000,000	72,526,182
Disarmament and Demobilization Council	0	0	2,000,000	0	2,000,000	0	2,000,000
Darfur peace commissions	0	224,305,378	25,200,000	0	25,200,000	0	249,505,378
Joint Supervision Committee for the Abyei Area	0	15,295,610	18,000,000	0	18,000,000	0	33,295,610
National Land Commission	0	6,680,038	4,500,000	0	4,500,000	0	11,180,038
National Border Commission	0	8,898,967	13,000,000	0	13,000,000	0	21,898,967

Ministry/unit	Revenues	Employee compensation	Purchase of goods and Services	Centralized items	Purchase of goods and services + centralized items	Acquisition of nonfinancial assets	Total expenditures + acquisition of nonfinancial assets
Total of the commissions sector	<u>0</u>	<u>331,386,222</u>	<u>101,400,000</u>	<u>0</u>	<u>101,400,000</u>	<u>36,500,000</u>	<u>469,286,222</u>
Total of the sovereign sector	<u>7,132,821,000</u>	<u>20,714,703,553</u>	<u>8,270,633,000</u>	<u>4,710,600,000</u>	<u>12,981,233,000</u>	<u>611,464,000</u>	<u>34,307,400,553</u>
Defense, security, and police sector							
Ministry of Defense	6,000,000	69,208,000,000	14,000,000,000	6,000,000,000	20,000,000,000	610,000,000	89,818,000,000
Rapid Support Forces	0	23,010,000,000	10,000,000,000	4,000,000,000	14,000,000,000	0	37,010,000,000
General Survey Authority	4,000,000	43,065,720	10,000,000	5,200,000	15,200,000	0	58,265,720
Ministry of Interior	5,304,129,000	38,000,000,000	7,000,000,000	8,035,000,000	15,035,000,000	0	53,035,000,000
Government Vehicle Control Authority	10,000,000	15,500,000	10,000,000	0	10,000,000	0	25,500,000
Supreme Civil Defense Council	0	776,355	3,000,000	0	3,000,000	0	3,776,355
Refugee Legation	5,000,000	75,000,000	1,900,000	0	1,900,000	0	76,900,000
General Customs Administration	104,000,000,000	5,348,552,675	2,750,000,000	10,000,000	2,760,000,000	800,000,000	8,908,552,675
General Intelligence and Security Service	0	14,000,000,000	4,100,000,000	4,000,000,000	8,100,000,000	0	22,100,000,000

Ministry/unit	Revenues	Employee compensation	Purchase of goods and Services	Centralized items	Purchase of goods and services + centralized items	Acquisition of nonfinancial assets	Total expenditures + acquisition of nonfinancial assets
Total of the defense, security and police sector	<u>109,329,129,000</u>	<u>149,700,894,750</u>	<u>37,874,900,000</u>	<u>22,050,200,000</u>	<u>59,925,100,000</u>	<u>1,410,000,000</u>	<u>211,035,994,750</u>
Economic and financial sector							
Ministry of Finance and Economic Planning	50,000,000	307,260,475	1,400,000,000	38,500,000	1,438,500,000	303,000,000	2,048,760,475
Academy of Financial and Economic Studies	3,000,000	0	27,000,000	0	27,000,000	0	27,000,000
Chamber of Accounting	6,000,000	998,591,470	360,000,000	200,000	360,200,000	260,000,000	1,618,791,470
National Center for Accounting Studies	2,000,000	0	5,200,000	0	5,200,000	0	5,200,000
Office of Internal Audit	0	259,969,045	122,715,000	200,000	122,915,000	0	382,884,045
Chamber of Taxation	32,200,000,000	2,418,146,300	2,000,000,000	0	2,000,000,000	290,000,000	4,708,146,300
National Investment Council	50,000,000	38,777,840	30,000,000	5,000,000	35,000,000	0	73,777,840
General Secretariat of the National Council for Free Markets	60,000,000	5,875,755	4,000,000	0	4,000,000	0	9,875,755
General Department of Value Added Tax	117,800,000,000	0	78,500,000	0	78,500,000	0	78,500,000
Accounting and Auditing Profession Organization Council	3,500,000	7,487,510	3,250,000	0	3,250,000	0	10,737,510

Ministry/unit	Revenues	Employee compensation	Purchase of goods and Services	Centralized items	Purchase of goods and services + centralized items	Acquisition of nonfinancial assets	Total expenditures + acquisition of nonfinancial assets
Total of the economic and financial sector	<u>150,174,500,000</u>	<u>4,036,108,395</u>	<u>4,030,665,000</u>	<u>43,900,000</u>	<u>4,074,565,000</u>	<u>853,000,000</u>	<u>8,963,673,395</u>
Culture, media and communications sector							
Ministry of Culture and Media	25,000,000	232,474,415	140,000,000	27,500,000	167,500,000	10,000,000	409,974,415
General Authority of Antiquities and Museums	4,000,000	68,677,865	20,000,000	0	20,000,000	0	88,677,865
National Library	2,000,000	9,387,300	1,350,000	0	1,350,000	110,000,000	120,737,300
Literary and Artistic Works Council	6,000,000	13,583,190	3,712,500	0	3,712,500	0	17,295,690
National Council for the Patronage of Culture and the Arts	0	0	2,500,000	0	2,500,000	0	2,500,000
National Fund for Patronage of Innovators	0	1,240,660	2,000,000	0	2,000,000	0	3,240,660
Sudanese National Theater	500,000	0	2,000,000	0	2,000,000	0	2,000,000
Public Authority for Radio and Television Broadcasting	0	0	0	0	0	259,000,000	259,000,000
Council for the Development and Promotion of National Languages	16,000,000	756,020	2,000,000	0	2,000,000	0	2,756,020
Sudan News Agency	20,000,000	91,881,100	102,000,000	0	102,000,000	0	193,881,100

Ministry/unit	Revenues	Employee compensation	Purchase of goods and Services	Centralized items	Purchase of goods and services + centralized items	Acquisition of nonfinancial assets	Total expenditures + acquisition of nonfinancial assets
General Secretariat of the External Media Council	500,000	0	7,800,000	0	7,800,000	0	7,800,000
Sudan Academy for Communication Sciences and Media Training	500,000	26,105,470	2,600,000	0	2,600,000	0	28,705,470
Regional Center for Media Training	10,000	0	850,000	0	850,000	0	850,000
Ministry of Youth and Sports	0	55,440,330	120,000,000	20,000,000	140,000,000	0	195,440,330
Youth and Children Palace	800,000	27,428,700	13,800,000	0	13,800,000	0	41,228,700
Musical and Performing Professions Council	500,000	2,051,000	1,900,000	0	1,900,000	0	3,951,000
Scouts and Guides	20,000	0	2,000,000	0	2,000,000	0	2,000,000
Sudanese Olympic Committee	0	0	1,170,000	0	1,170,000	0	1,170,000
General sports and youth federations	0	0	10,000,000	0	10,000,000	0	10,000,000
Federal Commission for Youth and Sports Authorities	60,000	0	5,000,000	0	5,000,000	0	5,000,000
Public Authority for Radio and Television	0	0	0	0	0	219,000,000	219,000,000
Total of culture, media, and communication	<u>75,890,000</u>	<u>529,026,050</u>	<u>440,682,500</u>	<u>47,500,000</u>	<u>488,182,500</u>	<u>598,000,000</u>	<u>1,615,208,550</u>
Health sector							

Ministry/unit	Revenues	Employee compensation	Purchase of goods and Services	Centralized items	Purchase of goods and services + centralized items	Acquisition of nonfinancial assets	Total expenditures + acquisition of nonfinancial assets
Ministry of Health	50,000,000	3,911,044,750	150,000,000	35,873,000,000	36,023,000,000	503,000,000	40,437,044,750
Ports and Quarantine Unit	80,000,000	0	25,000,000	0	25,000,000	16,000,000	41,000,000
General Medical Commission	30,000,000	15,388,220	15,000,000	0	15,000,000	53,000,000	83,388,220
Sudanese National Council for Medical Specialties	400,000,000	17,044,370	150,000,000	0	150,000,000	22,000,000	189,044,370
National Center for Gastrointestinal and Liver Disease	0	15,008,710	52,000,000	0	52,000,000	426,250,000	493,258,710
National Blood Bank	360,000	48,321,420	30,000,000	0	30,000,000	70,000,000	148,321,420
National Health Laboratory (STACK)	300,000,000	95,187,790	80,000,000	0	80,000,000	35,000,000	210,187,790
National Medicines and Poisons Board	500,000,000	61,161,010	150,000,000	0	150,000,000	150,000,000	361,161,010
National Center for Kidney Diseases and Surgery	0	8,604,150	33,000,000	0	33,000,000	220,000,000	261,604,150
National Heart Surgery Center	0	2,686,420	80,000,000	0	80,000,000	30,000,000	112,686,420
National Council for Medical and Health Professions	40,000,000	7,149,590	30,000,000	0	30,000,000	10,000,000	47,149,590
Total of the health sector	<u>1,400,360,000</u>	<u>4,181,596,430</u>	<u>795,000,000</u>	<u>35,873,000,000</u>	<u>36,668,000,000</u>	<u>1,535,250,000</u>	<u>42,384,846,430</u>
Education sector							

Ministry/unit	Revenues	Employee compensation	Purchase of goods and Services	Centralized items	Purchase of goods and services + centralized items	Acquisition of nonfinancial assets	Total expenditures + acquisition of nonfinancial assets
Ministry of Higher Education and Scientific Research	96,000,000	81,710,000	62,200,000	12,000,000	74,200,000	12,171,000,000	12,326,910,000
National Council for Higher Education	0	0	30,000,000	0	30,000,000	0	30,000,000
National Council for Technical and Technological Education	0	3,741,765	8,000,000	0	8,000,000	70,000,000	81,741,765
Africa City of Technology	0	0	50,000,000	0	50,000,000	103,000,000	153,000,000
Academy of the Arabic Language	0	10,875,000	3,600,000	300,000	3,900,000	0	14,775,000
Sudan Atomic Energy Commission	12,000,000	72,153,900	55,000,000	0	55,000,000	100,000,000	227,153,900
National Research Center	0	218,821,170	44,500,000	300,000	44,800,000	65,000,000	328,621,170
Sudan Academy of Sciences	0	22,956,700	10,000,000	0	10,000,000	150,000,000	182,956,700
Central Laboratory and research programs	2,000,000	39,301,470	57,000,000	0	57,000,000	92,000,000	188,301,470
Scientific [research] at Sudanese universities and research centers	0	0	1,000,000,000	0	1,000,000,000	0	1,000,000,000
Ministry of Education	0	182,510,000	57,000,000	11,600,000	68,600,000	0	251,110,000
National Council for Literacy and Adult Education	0	15,405,500	19,000,000	0	19,000,000	0	34,405,500
National Center for Curricula and Educational Research	0	44,279,000	138,000,000	0	138,000,000	0	182,279,000

Ministry/unit	Revenues	Employee compensation	Purchase of goods and Services	Centralized items	Purchase of goods and services + centralized items	Acquisition of nonfinancial assets	Total expenditures + acquisition of nonfinancial assets
National Committee for Education, Culture, and Science	0	6,914,000	5,500,000	0	5,500,000	0	12,414,000
National Examinations Center	75,000,000	0	961,000,000	0	961,000,000	0	961,000,000
Department of Economic Research and Research Programs	0	19,345,000	13,000,000	0	13,000,000	0	32,345,000
Energy Research Center	0	26,692,750	10,500,000	0	10,500,000	25,000,000	62,192,750
Radiological Regulatory Authority	2,000,000	21,200,300	32,000,000	0	32,000,000	36,000,000	89,200,300
National Teacher Training Center	0	12,166,000	14,400,000	19,500,000	33,900,000	0	46,066,000
Council of Educational and Teaching Professions in Public Education	10,000,000	4,061,000	8,000,000	0	8,000,000	0	12,061,000
Sudan National Center of Languages	3,200,000	8,943,900	10,000,000		10,000,000	0	18,943,900
Total of the education sector	<u>200,200,000</u>	<u>791,077,455</u>	<u>2,588,700,000</u>	<u>43,700,000</u>	<u>2,632,400,000</u>	<u>12,812,000,000</u>	<u>16,235,477,455</u>
Administrative and social sector							
Ministry of Labor and Social Development	200,000,000	177,948,980	57,400,000	3,258,600,000	3,316,000,000	180,000,000	3,673,948,980
National Council for Persons with Disabilities	0	1,372,785	3,189,500	0	3,189,500	0	4,562,285

Ministry/unit	Revenues	Employee compensation	Purchase of goods and Services	Centralized items	Purchase of goods and services + centralized items	Acquisition of nonfinancial assets	Total expenditures + acquisition of nonfinancial assets
Unit to Combat Violence against Women and Children	0	4,592,870	4,020,000	0	4,020,000	0	8,612,870
National Council for Child Welfare	0	12,083,360	691,900	4,200,000	4,891,900	0	16,975,260
General Authority for Prosthetic Devices For Persons with Disabilities	0	44,578,140	0	0	0	156,000,000	200,578,140
National Population Council	0	11,311,770	5,000,000	0	5,000,000	0	16,311,770
Humanitarian Aid Commission	20,000,000	40,542,705	7,813,400	20,000,000	27,813,400	0	68,356,105
General Secretariat of the National Training Council	2,000,000	23,993,400	5,678,500	0	5,678,500	0	29,671,900
Sudan Academy of Administrative Sciences	7,000,000	21,036,490	7,500,000	0	7,500,000	165,000,000	193,536,490
Management Development Center	6,000,000	16,044,970	6,141,000	0	6,141,000	6,600,000	28,785,970
National Center for Training and Administrative Systems	5,000,000	5,981,390	1,110,000	0	1,110,000	0	7,091,390
Supreme Council for Administrative Reform	0	4,111,110	1,950,000	0	1,950,000	0	6,061,110
Bureau of Civil Service Affairs	0	65,643,800	26,295,000	0	26,295,000	179,500,000	271,438,800
General Organization for Labor Culture	0	10,684,980	1,830,000	0	1,830,000	0	12,514,980

Ministry/unit	Revenues	Employee compensation	Purchase of goods and Services	Centralized items	Purchase of goods and services + centralized items	Acquisition of nonfinancial assets	Total expenditures + acquisition of nonfinancial assets
Commission for Social Safety, Solidarity, and Poverty Reduction	0	3,000,000	3,750,000	0	3,750,000	2,000,000	8,750,000
Supreme Council for Vocational Training and Industrial Apprenticeships	45,000,000	84,230,900	20,395,000	0	20,395,000	0	104,625,900
Ministry of Religious Affairs and Endowments	350,000,000	40,094,710	90,600,000	8,000,000	98,600,000	1,070,000,000	1,208,694,710
Islamic Jurisprudence Academy	0	31,705,790	43,285,452	0	43,285,452	0	74,991,242
Supreme Missionary Work Council	0	6,541,490	15,948,400	0	15,948,400	0	22,489,890
Total of the administrative and social sector	<u>635,000,000</u>	<u>605,499,640</u>	<u>302,598,152</u>	<u>3,290,800,000</u>	<u>3,593,398,152</u>	<u>1,759,100,000</u>	<u>5,957,997,792</u>
Miscellaneous sector							
Reserve for purchase of goods and services	0	0	0	6,796,993,811	6,796,993,811	0	6,796,993,811
Social benefits	0	0	0	96,899,300,000	96,899,300,000	0	96,899,300,000
Grants	0	0	0	192,655,000,000	192,655,000,000	0	192,655,000,000
Other expenses	<u>0</u>	<u>0</u>	<u>0</u>	<u>3,986,000,000</u>	<u>3,986,000,000</u>	<u>0</u>	<u>3,986,000,000</u>
Customs duties	0	0	0	600,000,000	600,000,000	0	600,000,000

Ministry/unit	Revenues	Employee compensation	Purchase of goods and Services	Centralized items	Purchase of goods and services + centralized items	Acquisition of nonfinancial assets	Total expenditures + acquisition of nonfinancial assets
Value added	0	0	0	26,000,000	26,000,000	0	26,000,000
Agricultural insurance	0	0	0	800,000,000	800,000,000	0	800,000,000
National obligations	0	0	0	2,560,000,000	2,560,000,000	0	2,560,000,000
Contingency reserves	0	0	0	2,400,000,000	2,400,000,000	0	2,400,000,000
Contingency expenditures	0	0	0	6,710,000,000	6,710,000,000	0	6,710,000,000
Delegations and conferences	0	0	0	300,000,000	300,000,000	0	300,000,000
Official hospitality	0	0	0	21,000,000	21,000,000	0	21,000,000
Exchange rate differential reserve	0	0	0	1,004,000,000	1,004,000,000	0	1,004,000,000
Administrative and banking fees	0	0	0	500,000,000	500,000,000	0	500,000,000
National Training Plan	0	0	0	310,000,000	310,000,000	0	310,000,000
Fees of the Sea Ports Corporation	0	0	0	100,000,000	100,000,000	0	100,000,000
Financing cost	<u>0</u>	<u>0</u>	<u>0</u>	<u>12,000,000,000</u>	<u>12,000,000,000</u>	<u>0</u>	<u>12,000,000,000</u>
Repayment of loan costs	0	0	0	4,500,000,000	4,500,000,000	0	4,500,000,000

Ministry/unit	Revenues	Employee compensation	Purchase of goods and Services	Centralized items	Purchase of goods and services + centralized items	Acquisition of nonfinancial assets	Total expenditures + acquisition of nonfinancial assets
<i>Shahama and sukuk profits</i>	0	0	0	7,500,000,000	7,500,000,000	0	7,500,000,000
Subsidies	<u>0</u>	<u>0</u>	<u>0</u>	<u>207,802,000,000</u>	<u>207,802,000,000</u>	<u>0</u>	<u>207,802,000,000</u>
Strategic goods subsidy	<u>0</u>	<u>0</u>	<u>0</u>	<u>194,802,000,000</u>	<u>194,802,000,000</u>	<u>0</u>	<u>194,802,000,000</u>
Fuel subsidy	0	0	0	20,000,000,000	20,000,000,000	0	20,000,000,000
Exchange rate differentials on wheat	0	0	0	61,682,000,000	61,682,000,000	0	61,682,000,000
Electricity subsidy	0	0	0	101,120,000,000	101,120,000,000	0	101,120,000,000
Subsidy for life-saving drugs	0	0	0	12,000,000,000	12,000,000,000	0	12,000,000,000
Subsidy for media organizations	<u>0</u>	<u>0</u>	<u>0</u>	<u>1,000,000,000</u>	<u>1,000,000,000</u>	<u>0</u>	<u>1,000,000,000</u>
Subsidy for higher education	<u>0</u>	<u>0</u>	<u>0</u>	<u>12,000,000,000</u>	<u>12,000,000,000</u>	<u>0</u>	<u>12,000,000,000</u>
Other income	<u>404,602,390,000</u>	<u>0</u>	<u>0</u>	<u>0</u>	<u>0</u>	<u>0</u>	<u>0</u>
Fuel price differential and concentration fee	615,390,000	0	0	0	0	0	0
Profits and surpluses of government authorities and companies	96,333,000,000	0	0	0	0	0	0
Return on government investments	10,924,000,000	0	0	0	0	0	0

Ministry/unit	Revenues	Employee compensation	Purchase of goods and Services	Centralized items	Purchase of goods and services + centralized items	Acquisition of nonfinancial assets	Total expenditures + acquisition of nonfinancial assets
Oil revenues	296,730,000,000	0	0	0	0	0	0
Other miscellaneous income	<u>56,763,910,000</u>	<u>0</u>	<u>0</u>	<u>0</u>	<u>0</u>	<u>0</u>	<u>0</u>
Oil transit and service fees	37,513,910,000	0	0	0	0	0	0
Transitional Financial Arrangements	19,250,000,000	0	0	0	0	0	0
Social contributions and government obligations	<u>0</u>	<u>67,956,000,000</u>	<u>0</u>	<u>0</u>	<u>0</u>	<u>0</u>	<u>67,956,000,000</u>
Centralized wages and salaries	0	25,000,000,000	0	0	0	0	25,000,000,000
Current pensions		136,000,000			0		136,000,000
Government's commitment to workers' pensions	0	2,400,000,000	0	0	0	0	2,400,000,000
Government's commitment to health insurance	0	360,000,000	0	0	0	0	360,000,000
Replacements (added periods)	0	60,000,000	0	0	0	0	60,000,000
Improvement of wages and elimination of wage disparities	0	40,000,000,000	0	0	0	0	40,000,000,000
Development projects	<u>0</u>	<u>0</u>	<u>0</u>	<u>0</u>	<u>0</u>	<u>7,322,000,000</u>	<u>7,322,000,000</u>
Development reserve	0	0	0	0	0	3,000,000,000	3,000,000,000

Ministry/unit	Revenues	Employee compensation	Purchase of goods and Services	Centralized items	Purchase of goods and services + centralized items	Acquisition of nonfinancial assets	Total expenditures + acquisition of nonfinancial assets
Development project studies	0	0	0	0	0	700,000,000	700,000,000
Acquisition of small financial assets	0	0	0	0	0	2,000,000,000	2,000,000,000
Technology Center Project	0	0	0	0	0	800,000,000	800,000,000
Institutional and human capacity building	0	0	0	0	0	21,000,000	21,000,000
Peace projects	0	0	0	0	0	1,000,000	1,000,000
Silos	0	0	0	0	0	800,000,000	800,000,000
Total of the miscellaneous sector	<u>461,366,300,000</u>	<u>67,956,000,000</u>	<u>0</u>	<u>531,484,531,811</u>	<u>531,484,531,811</u>	<u>7,322,000,000</u>	<u>606,762,531,811</u>
Total of the sectors, excluding miscellaneous	<u>270,000,000,000</u>	<u>184,030,164,056</u>	<u>57,874,826,189</u>	<u>66,783,200,000</u>	<u>124,658,026,198</u>	<u>45,027,314,000</u>	<u>353,715,504,245</u>
Total	<u>731,366,300,000</u>	<u>251,986,164,056</u>	<u>57,874,826,189</u>	<u>598,267,731,811</u>	<u>656,142,558,000</u>	<u>52,349,314,000</u>	<u>960,478,036,056</u>