



*This project is funded by
the European Union*



*Empowered lives.
Resilient nations.*



REGIONAL REPORT

ON ARMS EXPORTS IN 2015



REGIONAL REPORT
ON ARMS EXPORTS IN 2015

The South Eastern and Eastern Europe Clearinghouse for the Control of Small Arms and Light Weapons (SEESAC) has a mandate from the United Nations Development Programme (UNDP) and the Regional Cooperation Council (RCC) to support all national and international stakeholders by strengthening national and regional capacity to control and reduce the proliferation and misuse of small arms and light weapons, and thus contribute to enhanced stability, security and development in South Eastern and Eastern Europe.

For further information contact:

SEESAC Coordinator
Bulevar Zorana Đinđića 64
11000 Belgrade
Serbia
Tel: (+381) (11) 415 5300
Fax: (+381) (11) 415 5499
www.seesac.org

Regional Report on Arms Exports in 2015

Acknowledgements

We would like to express our gratitude to the national authorities responsible for arms exports control in Albania, Bosnia and Herzegovina, Montenegro, Serbia, and the former Yugoslav Republic of Macedonia, who have made this report possible. The publication of the Regional Report on Arms Exports in 2015 was facilitated by the contribution of the European Union, through the EU Council Decision (CFSP) 2016/2356 *in Support of SEESAC Disarmament and Arms Control Activities in South-East Europe* adopted within the framework of the EU Strategy to Combat Illicit Accumulation and Trafficking of SALW and their Ammunition.

© SEESAC 2018 - All rights reserved
ISBN: 978-86-7728-248-6

Printed by:

Cicero d.o.o.
Jovana Žujovića 8
11000 Beograd, Serbia

Circulation: 100 copies

Editor: Iva Savić

This publication has been produced with the financial assistance of the European Union. The views expressed herein can in no way be taken to reflect the official opinion of the European Union, the United Nations Development Programme, or the Regional Cooperation Council. The designations employed and the presentation of material in this publication do not imply the expression of any opinion whatsoever on the part of the European Union, the United Nations Development Programme, or the Regional Cooperation Council, concerning the legal status of any country, territory or area or of its authorities or armed groups, or concerning the delimitation of its frontiers or boundaries.

INTRODUCTION



The decision to produce a regional annual report on arms exports for South East Europe was made in July 2009 in Montenegro, at the “Conference on a Regional Report on Arms Exports” facilitated by SEESAC. On this occasion, representatives of Albania, Bosnia and Herzegovina, Montenegro, Serbia and the former Yugoslav Republic of Macedonia agreed on a methodology and committed to publish their arms exports data in a joint publication. Consequently, the first report was published in December 2009. In 2012, Croatia began contributing its data as well, making the *Annual Report on Arms Exports in 2010* first six-state effort.

The participating states had, at that time, already been producing national reports that contained detailed information on their respective arms exports. Since 2007, with the support of SEESAC, thirty-nine (39) of these reports have been translated into English language and printed. The national reports should remain the primary source of information on each country’s arms exports.

The production of a regional annual report on arms exports is intended to support consolidate the gains in transparency that have already been made in the region, while also demonstrating an ability and willingness of the participating countries to uphold the commitments associated with the Council Common Position 2008/944/CFSP, defining common rules governing control of exports of military technology and equipment. By contributing to confidence building, through regional cooperation, the Report perfectly aligns with the core purpose of the Arms Trade Treaty (ATT), which all five states are a party to. The report is also a practical example of successful co-operation within the framework of the Regional Co-operation Council (RCC).

The present report contains detailed information on conventional arms exports of Albania, Bosnia and Herzegovina, Montenegro, Serbia, and the former Yugoslav Republic of Macedonia during 2015. A single, unified method for data collection and reporting has been used by all five participating countries and it includes the number and value of all arms export licenses issued in 2015, as well as the value of all exports which were realized based on those licenses, regardless of whether the utilization took place in 2015 or 2016.

Furthermore, the report contains data on transfers to United Nations-mandated or other international missions, key national legislation governing arms transfers, details of regional activities in which at least two states in the region have participated, and contact information for different ministries tasked with controlling transfers of conventional weapons.

While Croatia partook in the compilation of four Regional Reports on Arms Exports covering years 2010 through 2013, following its accession to the European Union on 1 July 2013, Croatia began contributing its data to the EU’s Annual Report on Arms Exports instead. Furthermore, starting with the report covering year 2014, Croatia is listed under the European Union countries.

The publication of the Regional Report on Arms Exports in 2015 was made possible by the contribution of the European Union, through the EU Council Decision (CFSP) 2016/2356 *in Support of SEESAC Disarmament and Arms Control Activities in South-East Europe* adopted within the framework of the EU Strategy to Combat Illicit Accumulation and Trafficking of SALW and their Ammunition.

CONTENTS



ANNEXES	6
I. BRIEF DESCRIPTION OF EU COMMON MILITARY LIST CATEGORIES	7
II. TABLES SETTING OUT EXPORTS WORLDWIDE, PER DESTINATION AND PER REGION	8
Exports Worldwide	9
Exports Per Destination	10
Exports Per Region	39
Central America and the Caribbean (Antigua and Barbuda, Bahamas, Barbados, Belize, Costa Rica, Cuba, Dominica, Dominican Republic, El Salvador, Grenada, Guatemala, Haiti, Honduras, Jamaica, Mexico, Nicaragua, Panama, Saint Kitts and Nevis, Saint Lucia, Saint Vincent and Grenadines, Trinidad and Tobago)	39
Central Asia (Kazakhstan, Kyrgyzstan, Tajikistan, Turkmenistan, Uzbekistan)	40
South America (Argentina, Bolivia, Brazil, Chile, Colombia, Ecuador, Guyana, Paraguay, Peru, Suriname, Uruguay, Venezuela)	41
European Union (Austria, Belgium, Bulgaria, Croatia, Cyprus, Czech Republic, Denmark, Denmark (Greenland), Denmark (Faeroes), Estonia, Finland, France, France (French Polynesia), France (Mayotte), France (New Caledonia), Germany, Greece, Hungary, Ireland, Italy, Latvia, Lithuania, Luxembourg, Malta, Netherlands, Netherlands (Aruba), Netherlands (Netherlands Antilles), Poland, Portugal, Romania, Slovakia, Slovenia, Spain, Sweden, United Kingdom, United Kingdom (Bermuda), United Kingdom (Cayman Islands), United Kingdom (Channel Islands), United Kingdom (Gibraltar), United Kingdom (St Helena), United Kingdom (Turcs and Caicos Islands))	42
Middle East (Bahrain, Egypt, Iran, Iraq, Israel, Jordan, Kuwait, Lebanon, Occupied Palestinian Territory, Oman, Qatar, Saudi Arabia, Syria, United Arab Emirates, Yemen)	44
North Africa (Algeria, Libya, Morocco, Tunisia)	46

North America (Canada, United States)	48
North East Asia (China (Mainland), China (Hong Kong), China (Macao), Korea (Democratic People's Republic of), Korea (Republic of), Japan, Mongolia, Taiwan)	50
Oceania (Australia, Fiji, Kiribati, Marshall Islands, Micronesia (Fed. States of), Nauru, New Zealand, Palau, Papua New Guinea, Samoa, Solomon Islands, Tonga, Tuvalu, Vanuatu)	51
Other European Countries and Territories (Albania, Andorra, Armenia, Azerbaijan, Belarus, Bosnia and Herzegovina, Georgia, Holy See, Iceland, Kosovo*, Liechtenstein, Republic of Moldova, Monaco, Montenegro, Norway, Russian Federation, Serbia, San Marino, Switzerland, the former Yugoslav Republic of Macedonia, Turkey, Ukraine)	52
South Asia (Afghanistan, Bangladesh, Bhutan, India, Maldives, Nepal, Pakistan, Sri Lanka)	54
South East Asia (Brunei, Cambodia, Indonesia, Laos, Malaysia, Myanmar, Philippines, Singapore, Thailand, Timor Leste, Vietnam)	56
Sub-Saharan Africa (Angola, Benin, Botswana, Burkina Faso, Burundi, Cameroon, Cape Verde, Central African Republic, Chad, Comoros, Congo (Republic of), Congo (Democratic Republic of), Djibouti, Equatorial Guinea, Eritrea, Ethiopia, Gabon, Gambia, Ghana, Guinea, Guinea-Bissau, Ivory Coast, Kenya, Lesotho, Liberia, Madagascar, Malawi, Mali, Mauritania, Mauritius, Mozambique, Namibia, Niger, Nigeria, Rwanda, Sao Tome and Principe, Senegal, Seychelles, Sierra Leone, Somalia, South Africa, Sudan, South Sudan, Swaziland, Tanzania, Togo, Uganda, Zambia, Zimbabwe)	58
III. TABLES SHOWING EXPORTS TO UNITED NATIONS-MANDATED OR OTHER INTERNATIONAL MISSIONS IN 2015	60
IV. INFORMATION ON NATIONAL LEGISLATION RELEVANT TO ARMS EXPORT CONTROL	61
V. TABLE OF REGIONAL ACTIVITIES IN WHICH STATES PARTICIPATED DURING 2015	64
VI. TABLE SHOWING INTERNET ADDRESSES AND CONTACT DETAILS OF NATIONAL AUTHORITIES RESPONSIBLE FOR ARMS EXPORT CONTROL	65

* *“References to Kosovo shall be understood to be in the context of Security Council resolution 1244 (1999)”.*

ANNEXES



The information on conventional arms exports by Albania, Bosnia and Herzegovina, Montenegro, Serbia and the former Yugoslav Republic of Macedonia, based on the licences issued in the period from 1 January to 31 December 2015. The attached tables contain the following information:

I. BRIEF DESCRIPTION OF EU COMMON MILITARY LIST CATEGORIES

II. TABLES SETTING OUT EXPORTS WORLDWIDE, PER DESTINATION AND PER REGION

Figures are broken down by state, and where possible by EU Common Military List category, where (a) = number of licenses issued, (b) = value of licenses issued in Euros and (c) = the value of arms exports in Euros ^{(1) (2) (3) (4) (5) (6)}

III. TABLE SHOWING EXPORTS TO UNITED NATIONS-MANDATED OR OTHER INTERNATIONAL MISSIONS IN 2015

IV. INFORMATION ON NATIONAL LEGISLATION RELEVANT TO ARMS EXPORT CONTROL

V. TABLE OF REGIONAL ACTIVITIES WHICH STATES PARTICIPATED IN DURING 2015

VI. TABLE SHOWING INTERNET ADDRESSES AND CONTACT DETAILS OF NATIONAL AUTHORITIES RESPONSIBLE FOR ARMS EXPORT CONTROL

¹ In many cases, transfers of controlled goods may pass through two or more states covered by this report before being delivered to their final destination. For this reason, there is likely to be a considerable amount of 'double counting' in this report, with the same transfer being reported multiple times by different states. The report should not, therefore, be used to generate an estimate of the combined value of the region's arms exports.

² To make the table more readable, nil values are omitted, and empty rows deleted.

³ **Concerning the Republic of Serbia:**

The Annual Report of the Republic of Serbia includes, inter alia, data on arms exports broken down by export destination – i.e. the country of the buyer, together with the data on the end-user country - while agreed method in the Regional Report is to have data broken down only by end-user country. For this reason, data from the annual report of the Republic of Serbia may be different from the data published in the Regional Report on Arms Exports.

The Republic of Serbia's national regulations allow for situations where a number of different products, which may cover a range of different control categories, are attached to one license. Such transfers have been marked with a single asterisk (*).

⁴ **Concerning Montenegro:**

Montenegro's national regulations allow for situation where a number of different products, which may cover a range of different control categories, are attached to one license. Such transfers have been marked with two asterisks (**)

⁵ **Concerning Albania:**

In instances when Albania donates items covered by the Military List categories, no monetary value is assigned to the export license or the utilized export. These instances are marked with three asterisks (***)

⁶ **Concerning Bosnia and Herzegovina:**

Bosnia and Herzegovina's regulations allow for situation where a number of different products, which may cover a range of different control categories, are attached to one license. Such transfers have been marked with four asterisks (****).

1 BRIEF DESCRIPTION OF EU COMMON MILITARY LIST CATEGORIES FOR 2015⁽⁷⁾

As adopted by the Council on 9 February 2015 (CFSP 2015/C 129/01)

- ML1 Smooth-bore weapons with a calibre of less than 20 mm, other arms and automatic weapons with a calibre of 12,7 mm (calibre 0,50 inches) or less and accessories, and specially designed components therefor
- ML2 Smooth-bore weapons with a calibre of 20 mm or more, other weapons or armament with a calibre greater than 12,7 mm (calibre 0,50 inches), projectors and accessories, and specially designed components therefor
- ML3 Ammunition and fuze setting devices, and specially designed components therefor
- ML4 Bombs, torpedoes, rockets, missiles, other explosive devices and charges and related equipment and accessories, and specially designed components therefor
- ML5 Fire control, and related alerting and warning equipment, and related systems, test and alignment and countermeasure equipment, specially designed for military use, and specially designed components and accessories therefor
- ML6 Ground vehicles and components
- ML7 Chemical or biological toxic agents, 'riot control agents', radioactive materials, related equipment, components and materials
- ML8 'Energetic materials', and related substances
- ML9 Vessels of war (surface or underwater), special naval equipment, accessories, components and other surface vessels
- ML10 'Aircraft', 'lighter-than-air vehicles', 'Unmanned Aerial Vehicles' ('UAVs'), aero-engines and 'aircraft' equipment, related equipment and components, specially designed or modified for military use
- ML11 Electronic equipment, 'spacecraft' and components, not specified elsewhere on the Common Military List
- ML12 High velocity kinetic energy weapon systems and related equipment, and specially designed components therefor
- ML13 Armoured or protective equipment, constructions and components
- ML14 'Specialised equipment for military training' or for simulating military scenarios, simulators specially designed for training in the use of any firearm or weapon specified by ML1 or ML2, and specially designed components and accessories therefor
- ML15 Imaging or countermeasure equipment, specially designed for military use, and specially designed components and accessories therefor
- ML16 Forgings, castings and other unfinished products specially designed for items specified by ML1 to ML4, ML6, ML9, ML10, ML12 or ML19
- ML17 Miscellaneous equipment, materials and 'libraries', and specially designed components therefor
- ML18 'Production' equipment and components
- ML19 Directed energy weapon (DEW) systems, related or countermeasure equipment and test models, and specially designed components therefor
- ML20 Cryogenic and 'superconductive' equipment, and specially designed components and accessories therefor
- ML21 'Software'
- ML22 'Technology'

⁷ Full description of the military list categories as adopted by the Council on 9 February 2015 (CFSP 2015/C 129/01) can be found on <http://www.seesac.org/f/tmp/files/failovi/658.pdf>

2 TABLES SETTING OUT EXPORTS WORLDWIDE, PER DESTINATION AND PER REGION

ARMS EXPORTS WORLDWIDE IN 2015

		ML 1	ML 2	ML 3	ML 4	ML 5	ML 6	ML 7	ML 8	ML 9
Albania***	a		7	14	1					
	b		457 000	2 943 407	245 000					
	c		279 000	2 169 417						
Bosnia and Herzegovina****	a	9	10	120	5	2	4		1	
	b	771 595	7 257 588	219 467 296	424 264	812 800	79 471		1 225	
	c	28 930	6 092 940	96 381 256	424 264	812 800	79 471		1 225	
Montenegro**	a	15	3	7	10					5
	b	594 369	144 325	1 938 768	5 248 514				658 792	
	c	278 137	80 210	136 822	2 427 240				72 800	
Serbia*	a	105	44	173	26		1	3	59	1
	b	61 607 159	72 567 462	332 439 887	68 680 646	2 894 692	4 758 023	382 123	84 304 218	127 913
	c	36 690 205	50 619 415	158 875 032	32 308 984	1 020 632	4 573 326	380 489	21 507 019	
The former Yugoslav Republic of Macedonia	a			9	1			2	2	
	b			544 453	438 000			98 218	218 433	
	c			544 453	438 000			98 218	218 433	
TOTAL PER ML category	a	129	64	323	43	2	5	5	67	1
	b	62 973 123	80 426 375	557 333 811	75 036 424	3 707 492	4 837 494	480 341	85 182 668	127 913
	c	36 997 272	57 071 565	258 106 980	35 598 488	1 833 432	4 652 797	478 707	21 799 477	

		ML 10	ML 11	ML 13	ML 15	ML 17	ML 18	ML 22	TOTAL per destination
Albania***	a								22
	b								3 645 407
	c								2 448 417
Bosnia and Herzegovina****	a	5	1	2					159
	b	61 525	41 580	1 429 454			7 075		230 353 873
	c	61 525	41 580	1 420 714			7 075		105 351 780
Montenegro**	a	24							64
	b	2 728 074							11 312 842
	c	844 352							3 839 561
Serbia*	a	8		13			6	21	461
	b	5 449 815	366 017	6 530 291	393 269	356 390	50 551 147	39 689 438	731 098 488
	c	5 449 815	366 017	5 158 017			20 009 004	11 593 922	348 551 878
The former Yugoslav Republic of Macedonia	a								14
	b								1 299 104
	c								1 299 104
TOTAL PER ML category	a	37	1	15			6	21	720
	b	8 239 414	407 597	7 959 745	393 269	356 390	50 558 222	39 689 438	977 709 714
	c	6 355 692	407 597	6 578 731			20 016 079	11 593 922	461 490 740

EXPORTS WORLDWIDE



461,490,740 €

977,709,714 € - VALUE OF LICENSES ISSUED

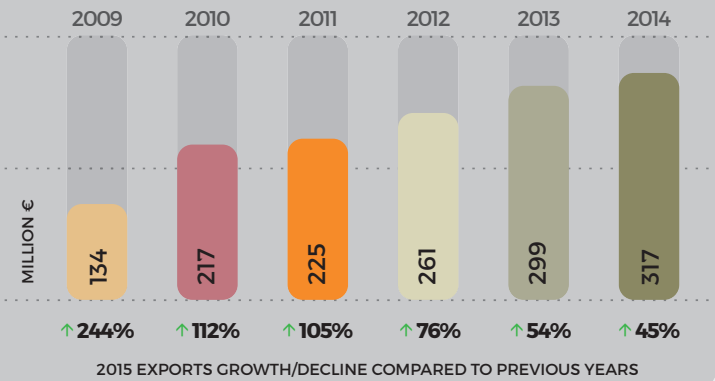
47.20%

OF LICENSES ISSUED WAS USED

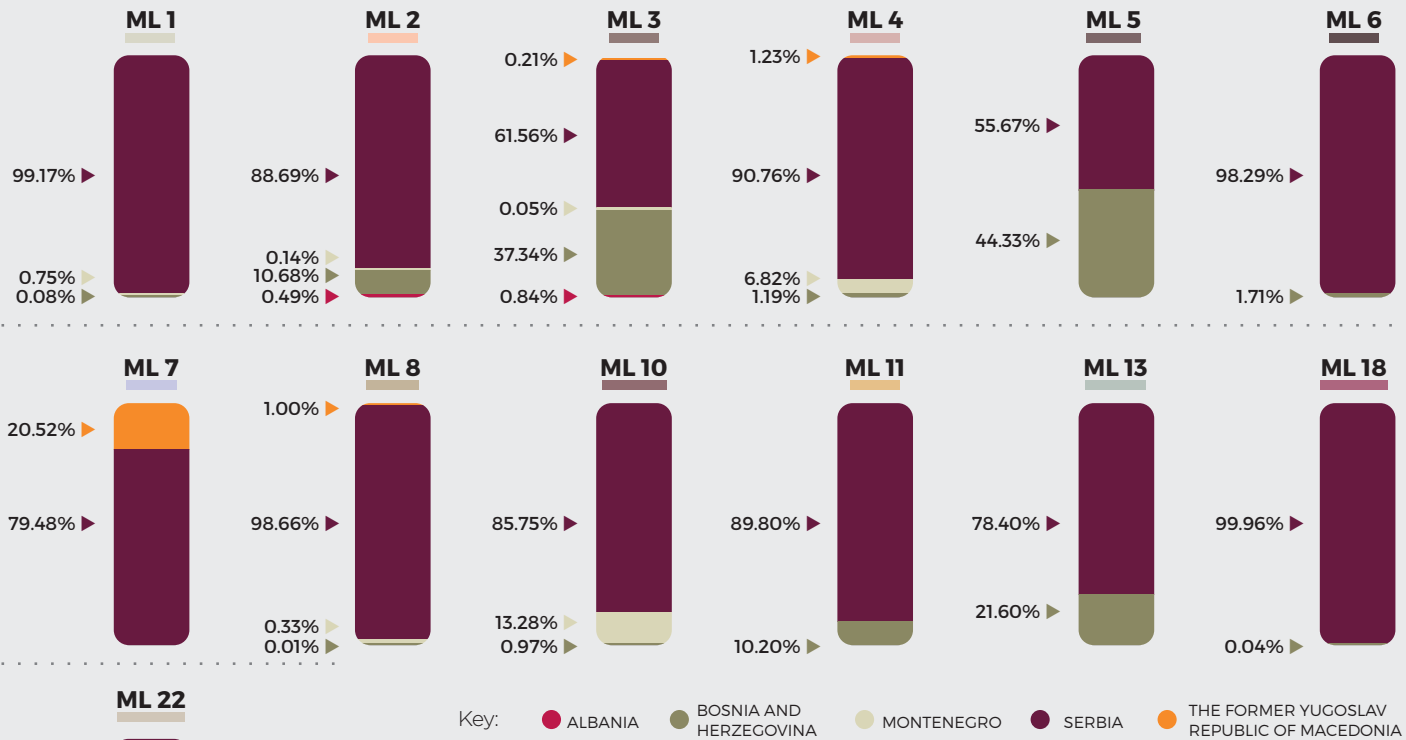
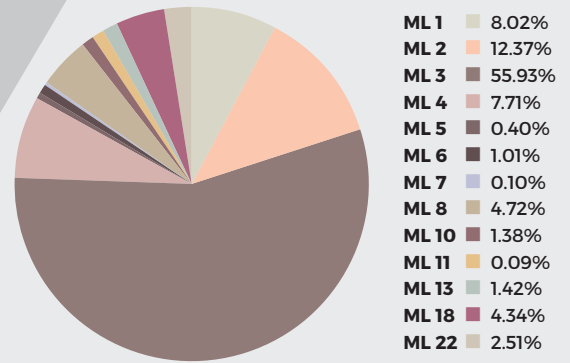
↑ 720

LICENSES ISSUED WORLDWIDE

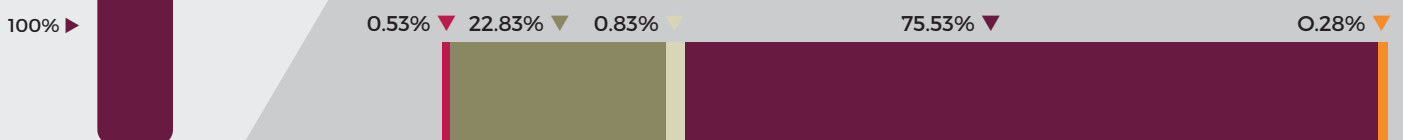
EXPORTS PER YEAR



EXPORTS STRUCTURE PER ML



STRUCTURE OF REALIZED EXPORTS



ARMS EXPORTS PER DESTINATION IN 2015

		ML 1	ML 2	ML 3	TOTAL per destination	
AFGHANISTAN	Bosnia and Herzegovina	a	1	2	3	
		b	46 389	17 316 998	17 363 387	
		c	46 389	17 316 998	17 363 387	
	Serbia	a	1	5	6	
		b	65 559	28 118 461	28 184 020	
		c	65 559	17 952 682	18 018 241	
	TOTAL PER ML category	a	1	1	7	9
		b	65 559	46 389	45 435 459	45 547 407
		c	65 559	46 389	35 269 680	35 381 628

		ML 1	ML 2	ML 3	ML 4	
	Serbia*	a	1	1		
		b	369 247	693 517	898 988	349 304
		c	369 247	693 517	898 988	349 304
	TOTAL PER ML category	a		1	1	
		b	369 247	693 517	898 988	349 304
		c	369 247	693 517	898 988	349 304

		ML 10	ML 18	ML 22	TOTAL per destination	
ALGERIA	Serbia*	a	1	3	4	10
		b	307 068	47 624 000	7 018 862	57 260 986
		c	307 068	18 816 000	3 076 645	24 510 770
	TOTAL PER ML category	a	1	3	4	10
		b	307 068	47 624 000	7 018 862	57 260 986
		c	307 068	18 816 000	3 076 645	24 510 770

		ML 1	ML 2	ML 3	TOTAL per destination	
ANGOLA	Bosnia and Herzegovina	a		1	1	
		b		3 921 321	3 921 321	
		c		1 271 924	1 271 924	
	Serbia	a	1	1	1	3
		b	4 533 947	431 133	19 229	4 984 308
		c		19 229	19 229	19 229
	TOTAL PER ML category	a	1	1	2	4
		b	4 533 947	431 133	3 940 550	8 905 629
		c		1 291 153	1 291 153	1 291 153

		ML 3	TOTAL per destination	
AUSTRALIA	Serbia	a	2	2
		b	916 803	916 803
		c	916 803	916 803
	TOTAL PER ML category	a	2	2
		b	916 803	916 803
		c	916 803	916 803

		ML 1	ML 2	ML 3	ML 4	ML 8	ML 22	TOTAL per destination	
AUSTRIA	Albania	a		1				1	
		b		245 550				245 550	
		c		80 250				80 250	
	Bosnia and Herzegovina	a	1	1	2	2		6	
		b	51	236 000	4 045 000	71 380		4 352 431	
		c	51	221 782	852 215	71 380		1 145 428	
	Serbia*	a	1		2		3	6	
		b	6 060		624 000		74 820	3 918	708 798
		c	6 060		624 000		66 770	3 918	700 748
	TOTAL PER ML category	a	2	1	5	2	3		13
		b	6 111	236 000	4 914 550	71 380	74 820	3 918	5 306 779
		c	6 111	221 782	1 556 465	71 380	66 770	3 918	1 926 426

		ML 1	ML 3	ML 4	ML 8	ML 18	ML 22	TOTAL per destination	
AZERBAIJAN	Serbia*	a	2	3	1	3	1	3	
		b	161 381	533 669	651 653	3 462 895	1 734 142	2 174 419	8 718 159
		c	161 381	303 281	651 653	955 281		2 030 419	4 102 015
	TOTAL PER ML category	a	2	3	1	3	1	3	13
		b	161 381	533 669	651 653	3 462 895	1 734 142	2 174 419	8 718 159
		c	161 381	303 281	651 653	955 281		2 030 419	4 102 015

		ML 13	TOTAL per destination	
BAHRAIN	Serbia	a	1	1
		b	1 266 500	1 266 500
		c	1 266 500	1 266 500
	TOTAL PER ML category	a	1	1
		b	1 266 500	1 266 500
		c	1 266 500	1 266 500

		ML 2	ML 3	ML 4	ML 5	ML 6	TOTAL per destination	
BANGLADESH	Montenegro	a		3			3	
		b		3 035 292			3 035 292	
		c		337 570			337 570	
	Serbia*	a	1	1		1	3	
		b	10 974 958	2 300 855		1 020 632	4 561 802	18 858 247
		c	10 974 958	2 300 855		1 020 632	4 561 802	18 858 247
	The former Yugoslav Republic of Macedonia	a		1				1
		b		86 058				86 058
		c		86 058				86 058
	TOTAL PER ML category	a	1	2	3		1	7
		b	10 974 958	2 386 913	3 035 292	1 020 632	4 561 802	21 979 597
		c	10 974 958	2 386 913	337 570	1 020 632	4 561 802	19 281 875

		ML 1	ML 3	ML 8	ML 18	TOTAL per destination	
BELGIUM	Bosnia and Herzegovina****	a	1	1		2	
		b	16 085	350		7 075	23 510
		c		350		7 075	7 425
	Serbia	a	1	7	5		13
		b	11 349	11 678 800	358 731		12 048 880
		c	11 349	6 672 615	358 731		7 042 695
	TOTAL PER ML category	a	2	8	5		15
		b	27 434	11 679 150	358 731	7 075	12 072 390
		c	11 349	6 672 965	358 731	7 075	7 050 120

		ML 1	ML 3	ML 4	ML 7	ML 8	ML 10	TOTAL per destination	
BOSNIA AND HERZEGOVINA	Montenegro	a					1	1	
		b					44 000	44 000	
		c							
	Serbia	a	10	3	1	1	5	20	
		b	341 875	354 856	5 500	1 634	4 430 833		5 134 698
		c	261 842	354 520			4 094 683		4 711 045
	TOTAL PER ML category	a	10	3	1	1	5	1	21
		b	341 875	354 856	5 500	1 634	4 430 833	44 000	5 178 698
		c	261 842	354 520			4 094 683		4 711 045

		ML 3	ML 4	ML 10	TOTAL per destination	
BRAZIL	Montenegro	a		1	1	
		b		66 000	66 000	
		c		66 000	66 000	
	Serbia	a	1	1	2	
		b	174 780	90 000	264 780	
		c	174 780	90 000	264 780	
	TOTAL PER ML category	a	1	1	3	
		b	174 780	90 000	66 000	330 780
		c	174 780	90 000	66 000	330 780

		ML 1	ML 2	ML 3	ML 4	ML 5	ML 7
Albania	a		3	6			
	b		277 000	1 380 000			
	c		180 000	1 380 000			
Bosnia and Herzegovina	a			2		1	
	b			18 102 220		495 000	
	c			6 624 316		495 000	
Montenegro**	a	4					
	b	318 004					
	c	150 380					
Serbia*	a	4	1	4	2		
	b	1 237 639	64 571	318 340	1 741 628		
	c	1 237 255	64 571	22 793	1 176 863		
The former Yugoslav Republic of Macedonia	a				1		1
	b				438 000		54 218
	c				438 000		54 218
TOTAL PER ML category	a	8	4	12	3	1	1
	b	1 555 643	341 571	19 800 560	2 179 628	495 000	54 218
	c	1 387 635	244 571	8 027 109	1 614 863	495 000	54 218

		ML 8	ML 10	ML 13	ML 22	TOTAL per destination
Albania	a					9
	b					1 657 000
	c					1 560 000
Bosnia and Herzegovina	a		1			4
	b		7 057			18 604 277
	c		7 057			7 126 373
Montenegro**	a		3			7
	b	3 324	5 220			326 548
	c		5 220			155 600
Serbia*	a	24		1	1	37
	b	62 152 649		91 560	34 653	65 641 040
	c	7 966 479		91 560	34 653	10 594 173
The former Yugoslav Republic of Macedonia	a					2
	b					492 218
	c					492 218
TOTAL PER ML category	a	24	4	1	1	59
	b	62 155 973	12 277	91 560	34 653	86 721 083
	c	7 966 479	12 277	91 560	34 653	19 928 364

		ML 1	TOTAL per destination
BURKINA FASO	Serbia	a	2
		b	325 785
		c	325 785
TOTAL PER ML category		a	2
		b	325 785
		c	325 785

		ML 1	ML 2	ML 3	ML 22	TOTAL per destination	
CAMEROON	Bosnia and Herzegovina	a		1		1	
		b		639 000		639 000	
		c		596 350		596 350	
	Serbia*	a	1	2	8	1	12
		b	332 003	35 410	6 776 629	21 950	7 165 992
		c	332 003	35 410	5 592 719	21 950	5 982 082
TOTAL PER ML category		a	1	2	9	1	13
		b	332 003	35 410	7 415 629	21 950	7 804 992
		c	332 003	35 410	6 189 069	21 950	6 578 432

		ML 1	ML 3	TOTAL per destination
CANADA	Serbia	a	1	2
		b	674	11 740 601
		c	674	4 544 176
TOTAL PER ML category		a	1	2
		b	674	11 740 601
		c	674	4 544 176

		ML 3	TOTAL per destination
CHILE	Bosnia and Herzegovina	a	1
		b	172 867
		c	172 867
Serbia	a	1	1
	b	99 326	99 326
	c	99 326	99 326
TOTAL PER ML category		a	2
		b	272 193
		c	272 193

		ML 3	TOTAL per destination
China (Mainland)	Serbia	a	2
		b	293 300
		c	293 300
TOTAL PER ML category		a	2
		b	293 300
		c	293 300

		ML 3	ML 6	TOTAL per destination
Congo (Democratic Republic of)	Serbia*	a	1	1
		b	104 319	11 524
		c	104 319	11 524
TOTAL PER ML category		a	1	1
		b	104 319	11 524
		c	104 319	11 524

		ML 1	ML 2	TOTAL per destination
Congo (Republic of)	Serbia*	a	1	1
		b	1 435 966	160 150
		c	1 254 475	160 150
TOTAL PER ML category		a	1	1
		b	1 435 966	160 150
		c	1 254 475	160 150

		ML 1	ML 3	ML 4	ML 6	ML 22	TOTAL per destination		
Croatia	Bosnia and Herzegovina	a	1	3		4	8		
		b	51	125 837		79 471		205 359	
		c	51	125 837		79 471		205 359	
	Serbia	a	1	2	2		1	6	
		b	10 841	114 264	9 630		10 200	144 935	
		c	10 841	64 412	9 630		10 200	95 082	
	TOTAL PER ML category		a	2	5	2	4	1	14
		b	10 892	240 101	9 630	79 471	10 200	350 294	
		c	10 892	190 249	9 630	79 471	10 200	300 441	

CYPRUS

		ML 2	TOTAL per destination
Serbia	a	1	1
	b	12 287	12 287
	c	12 287	12 287
TOTAL PER ML category	a	1	1
	b	12 287	12 287
	c	12 287	12 287

CZECH REPUBLIC

		ML 1	ML 2	ML 3	ML 4	TOTAL per destination
Albania	a		3	4	1	8
	b		180 000	1 190 000	245 000	1 615 000
	c		99 000	680 000		779 000
Bosnia and Herzegovina	a		1	1		2
	b		27 418	489 400		516 818
	c		13 057	489 400		502 457
Serbia*	a	4				4
	b	721 873	33 712	18 292		773 877
	c	390 606	33 712	18 292		442 611
The former Yugoslav Republic of Macedonia	a			2		2
	b			181 885		181 885
	c			181 885		181 885
TOTAL PER ML category	a	4	4	7	1	16
	b	721 873	241 130	1 879 577	245 000	3 087 580
	c	390 606	145 769	1 369 577		1 905 953

DENMARK

		ML 3	TOTAL per destination
Bosnia and Herzegovina	a	2	2
	b	240 570	240 570
	c	165 720	165 720
TOTAL PER ML category	a	2	2
	b	240 570	240 570
	c	165 720	165 720

		ML 3	ML 4	ML 7	ML 9	ML 22	TOTAL per destination	
EGYPT	Bosnia and Herzegovina	a	6				6	
		b	23 175 927				23 175 927	
		c	23 014 877				23 014 877	
	Serbia*	a	1	2	1	1	5	
		b	16 538 255	43 901	375 489	127 913	196 639	17 282 196
		c	8 639 643		375 489		196 639	9 211 771
	TOTAL PER ML category	a	7		2	1	1	11
		b	39 714 182	43 901	375 489	127 913	196 639	40 458 123
		c	31 654 520		375 489		196 639	32 226 648

		ML 3	TOTAL per destination
EQUATORIAL GUINEA	Serbia	a	1
		b	200 000
		c	
TOTAL PER ML category	a	1	1
	b	200 000	200 000
	c		

		ML 3	TOTAL per destination
ETHIOPIA	Serbia	a	1
		b	6 941 814
		c	
TOTAL PER ML category	a	1	1
	b	6 941 814	6 941 814
	c		

		ML 1	ML 3	ML 4	ML 8	ML 10	TOTAL per destination	
FRANCE	Bosnia and Herzegovina	a	1				1	
		b	170 000				170 000	
		c	170 000				170 000	
	Montenegro**	a	1				1	
		b	2 700	10	90		380	3 180
		c	2 700	10	90		380	3 180
	Serbia	a	3	1	1	1		6
		b	11 127	1 209 250	17 926	102 800		1 341 103
		c	1 938	1 209 250	17 926	102 800		1 331 914
	TOTAL PER ML category	a	4	2	1	1		8
		b	13 827	1 379 260	18 016	102 800	380	1 514 283
		c	4 638	1 379 260	18 016	102 800	380	1 505 094

		ML 2	ML 3	TOTAL per destination	
GABON	Serbia	a	1	1	2
		b	32 102	50 303	82 405
		c	32 102		32 102
	TOTAL PER ML category	a	1	1	2
		b	32 102	50 303	82 405
		c	32 102		32 102

		ML 8	TOTAL per destination	
GEORGIA	The former Yugoslav Republic of Macedonia	a	1	1
		b	213 440	213 440
		c	213 440	213 440
	TOTAL PER ML category	a	1	1
		b	213 440	213 440
		c	213 440	213 440

GERMANY

		ML 1	ML 3	TOTAL per destination
Bosnia and Herzegovina	a		1	1
	b		15 794	15 794
	c		15 786	15 786
Montenegro	a	1		1
	b	1 400		1 400
	c	1 400		1 400
Serbia	a	5	2	7
	b	4 122 034	8 903 672	13 025 706
	c	4 122 034	607 496	4 729 529
The former Yugoslav Republic of Macedonia	a		1	1
	b		116 400	116 400
	c		116 400	116 400
TOTAL PER ML category	a	6	4	10
	b	4 123 434	9 035 866	13 159 300
	c	4 123 434	739 682	4 863 115

GHANA

		ML 1	ML 2	ML 3	ML 4	TOTAL per destination
Bosnia and Herzegovina	a			2		2
	b			1 544 520		1 544 520
	c			1 285 320		1 285 320
Montenegro**	a		1			1
	b		2 206		5 315	7 521
	c		2 206		5 315	7 521
Serbia*	a	1		3	1	5
	b	555 400	240 814	1 999 599	1 199 498	3 995 311
	c	546 839	235 967	1 905 798	1 199 498	3 888 102
TOTAL PER ML category	a	1	1	5	1	8
	b	555 400	243 020	3 544 119	1 204 813	5 547 352
	c	546 839	238 173	3 191 118	1 204 813	5 180 943

		ML 3	TOTAL per destination
Bosnia and Herzegovina	a	1	1
	b	264 730	264 730
	c	34 530	34 530
Serbia	a	1	1
	b	54 700	54 700
	c	54 700	54 700
TOTAL PER ML category	a	2	2
	b	319 430	319 430
	c	89 230	89 230

		ML 1	ML 3	TOTAL per destination
Bosnia and Herzegovina	a		1	1
	b		149 625	149 625
	c			
Serbia	a	1	1	2
	b	255 929	240 929	496 858
	c	255 929	240 929	496 858
TOTAL PER ML category	a	1	2	3
	b	255 929	390 554	646 483
	c	255 929	240 929	496 858

		ML 1	ML 2	ML 3	TOTAL per destination
Bosnia and Herzegovina	a			3	3
	b			229 840	229 840
	c			229 840	229 840
Serbia	a	3	1		4
	b	49 250	15 980		65 231
	c	49 250	15 980		65 231
TOTAL PER ML category	a	3	1	3	7
	b	49 250	15 980	229 840	295 071
	c	49 250	15 980	229 840	295 071

INDIA

		ML 3	ML 13	TOTAL per destination
Serbia	a	3	1	4
	b	72 431	12 500	84 931
	c	72 431	12 500	84 931
TOTAL PER ML category	a	3	1	4
	b	72 431	12 500	84 931
	c	72 431	12 500	84 931

INDONESIA

		ML 1	ML 2	ML 3	ML 4	ML 10	TOTAL per destination
Bosnia and Herzegovina	a			1			1
	b			121 046			121 046
	c			121 046			121 046
Montenegro	a				1	1	2
	b				50 097	169 774	219 871
	c				50 097	1 409	51 506
Serbia	a	1	4	13			18
	b	409 301	2 594 052	5 828 548			8 831 900
	c	409 301	2 594 052	5 684 178			8 687 530
TOTAL PER ML category	a	1	4	14	1	1	21
	b	409 301	2 594 052	5 949 594	50 097	169 774	9 172 817
	c	409 301	2 594 052	5 805 224	50 097	1 409	8 860 082

IRAQ

		ML 1	ML 2	ML 3	ML 4	ML 10	ML 18	ML 22	TOTAL per destination
Bosnia and Herzegovina	a		1	2	1				4
	b		910 000	819 339	80 000				1 809 339
	c			819 339	80 000				899 339
Montenegro	a			1	1				2
	b			192 142	28 594				220 736
	c								
Serbia*	a	1	4	3	1	5	1	1	16
	b	442 849	4 172 226	3 072 985	4 600 438	4 207 733	1 190 809	1 579 853	19 266 893
	c	442 849	978 411	3 065 206	4 600 438	4 207 733	1 190 809	1 579 853	16 065 300
TOTAL PER ML category	a	1	5	6	3	5	1	1	22
	b	442 849	5 082 226	4 084 466	4 709 032	4 207 733	1 190 809	1 579 853	21 296 968
	c	442 849	978 411	3 884 545	4 680 438	4 207 733	1 190 809	1 579 853	16 964 639

		ML 1	ML 3	ML 4	ML 7	ML 8	ML 22	TOTAL per destination	
ISRAEL	Montenegro	a	1					1	
		b	46 546					46 546	
		c	40 000					40 000	
	Serbia*	a		2	2		2	1	7
		b	1 239 366	1 112 717			710 800	199 044	3 261 927
		c	174 602	579 597			457 000	199 044	1 410 243
	The former Yugoslav Republic of Macedonia	a				1			1
		b				44 000			44 000
		c				44 000			44 000
TOTAL PER ML category	a	1	2	2	1	2	1	9	
	b	46 546	1 239 366	1 112 717	44 000	710 800	199 044	3 352 473	
	c	40 000	174 602	579 597	44 000	457 000	199 044	1 494 243	

		ML 3	TOTAL per destination	
ITALY	Bosnia and Herzegovina	a	2	2
		b	54 653	54 653
		c	53 247	53 247
	Serbia	a	4	4
		b	5 113 933	5 113 933
		c	462 730	462 730
	The former Yugoslav Republic of Macedonia	a	1	1
		b	99 750	99 750
		c	99 750	99 750
TOTAL PER ML category	a	7	7	
	b	5 268 336	5 268 336	
	c	615 727	615 727	

		ML 1	ML 3	TOTAL per destination	
JORDAN	Serbia	a	1	4	5
		b	461 873	1 892 196	2 354 069
		c	461 873	1 098 233	1 560 106
	TOTAL PER ML category	a	1	4	5
		b	461 873	1 892 196	2 354 069
		c	461 873	1 098 233	1 560 106

		ML 3	ML 13	TOTAL per destination	
KAZAKHSTAN	Serbia	a	2	2	4
		b	419 268	273 941	693 209
		c	419 268	14 487	433 755
	TOTAL PER ML category	a	2	2	4
		b	419 268	273 941	693 209
		c	419 268	14 487	433 755

		ML 1	ML 2	ML 3	ML 22	TOTAL per destination	
KENYA	Serbia*	a	1	3	1	5	
		b	1 895	215 953	3 008 007	7 712 477	10 938 332
		c	1 895		3 008 007		3 009 902
	TOTAL PER ML category	a	1		3	1	5
		b	1 895	215 953	3 008 007	7 712 477	10 938 332
		c	1 895		3 008 007		3 009 902

		ML 3	TOTAL per destination	
KUWAIT	Bosnia and Herzegovina	a	1	1
		b	114	114
		c	114	114
	TOTAL PER ML category	a	1	1
		b	114	114
		c	114	114

		ML 1	ML 3	ML 4	ML 8	ML 10	TOTAL per destination	
MALAYSIA	Bosnia and Herzegovina	a	4	1			5	
		b	6 737 333	122 400				6 859 733
		c	3 128 405	122 400				3 250 805
	Montenegro	a	2				2	4
		b	2 629				1 192 461	1 195 090
		c	2 629					2 629
	Serbia	a				1		1
		b				383 217		383 217
		c				383 217		383 217
	TOTAL PER ML category	a	2	4	1	1	2	10
		b	2 629	6 737 333	122 400	383 217	1 192 461	8 438 040
		c	2 629	3 128 405	122 400	383 217		3 636 651

		ML 1	TOTAL per destination
Serbia	a	2	2
	b	132 250	132 250
	c	132 250	132 250
TOTAL PER ML category			
	a	2	2
	b	132 250	132 250
	c	132 250	132 250

		ML 3	TOTAL per destination
Bosnia and Herzegovina	a	1	1
	b	8 657	8 657
	c	8 093	8 093
Serbia	a	1	1
	b	226 138	226 138
	c	226 138	226 138
TOTAL PER ML category			
	a	2	2
	b	234 795	234 795
	c	234 231	234 231

		ML 1	TOTAL per destination
Serbia	a	1	1
	b	460	460
	c	460	460
TOTAL PER ML category			
	a	1	1
	b	460	460
	c	460	460

MONTENEGRO

		ML 1	ML 3	ML 4	ML 8
Bosnia and Herzegovina	a		2		
	b		40 950		
	c		30 531		
Serbia*	a	1	6	3	3
	b	30 445	293 533	43 620	74 132
	c	30 445	142 217	43 620	31 392
TOTAL PER ML category	a	1	8	3	3
	b	30 445	334 483	43 620	74 132
	c	30 445	172 748	43 620	31 392

		ML 10	ML 11	ML 13	ML 22	TOTAL per destination
Bosnia and Herzegovina	a	4				6
	b	54 468				95 418
	c	54 468				84 999
Serbia*	a	1		3	2	19
	b	84 087	2 079	203 972	77 662	809 530
	c	84 087	2 079	203 972	22 804	560 616
TOTAL PER ML category	a	5		3	2	25
	b	138 555	2 079	203 972	77 662	904 948
	c	138 555	2 079	203 972	22 804	645 615

MYANMAR

		ML 2	ML 3	ML 10	ML 22	TOTAL per destination
Serbia	a	1	1	1	2	5
	b	3 911 406	710 395	850 927	674 132	6 146 860
	c		710 395	850 927	674 132	2 235 454
TOTAL PER ML category	a	1	1	1	2	5
	b	3 911 406	710 395	850 927	674 132	6 146 860
	c		710 395	850 927	674 132	2 235 454

NAMIBIA

		ML 1	ML 3	ML 13	TOTAL per destination
Bosnia and Herzegovina	a	2	1		3
	b	744	92		836
	c	372	92		464
Serbia	a	2	2	1	5
	b	52 349	591 819	598 320	1 242 488
	c	1 275	578 069		579 344
TOTAL PER ML category	a	4	3	1	8
	b	53 093	591 911	598 320	1 243 324
	c	1 647	578 161		579 808

		ML 3	TOTAL per destination
NETHERLANDS	Serbia	a	1
		b	524 599
		c	524 599
TOTAL PER ML category		a	1
		b	524 599
		c	524 599

		ML 3	TOTAL per destination
NEW ZEALAND	Serbia	a	1
		b	147 753
		c	147 753
TOTAL PER ML category		a	1
		b	147 753
		c	147 753

		ML 1	ML 2	ML 3	TOTAL per destination		
NIGERIA	Bosnia and Herzegovina	a		1	2		
		b		43 069	205 860	248 929	
		c			205 860	205 860	
	Serbia	a	1	3	1	5	
		b	252 649	1 353 608	480 165	2 086 422	
		c	60 089	1 353 608	480 165	1 893 862	
	TOTAL PER ML category		a	1	4	7	
			b	252 649	1 396 677	686 025	2 335 351
			c	60 089	1 353 608	686 025	2 099 722

		ML 3	TOTAL per destination	
NORWAY	Serbia	a	2	
		b	523 498	
		c	523 498	
	TOTAL PER ML category		a	2
			b	523 498
			c	523 498

		ML 3	TOTAL per destination
OMAN	Bosnia and Herzegovina	a	1
		b	57 543
		c	57 543
	TOTAL PER ML category	a	1
		b	57 543
		c	57 543

		ML 1	ML 3	TOTAL per destination	
PAKISTAN	Montenegro	a	2	2	
		b	134 400	134 400	
		c	22 400	22 400	
	Serbia*	a	8	8	
		b	297 829	36 749	334 577
		c	167 163	36 749	203 912
	TOTAL PER ML category	a	10	10	
		b	432 229	36 749	468 977
		c	189 563	36 749	226 312

		ML 3	TOTAL per destination
PARAGUAY	Serbia	a	3
		b	526 078
		c	
	TOTAL PER ML category	a	3
		b	526 078
		c	

		ML 2	ML 3	ML 4	TOTAL per destination	
PERU	Bosnia and Herzegovina	a	1	1	2	
		b	158 512	2 861 501	3 020 013	
		c	158 512	2 861 501	3 020 013	
	Serbia	a			1	
		b		89 859	89 859	
		c				
	TOTAL PER ML category	a	1	1	1	3
		b	158 512	2 861 501	89 859	3 109 872
		c	158 512	2 861 501		3 020 013

PHILIPPINES

		ML 3	TOTAL per destination
Bosnia and Herzegovina	a	1	1
	b	1 140 070	1 140 070
	c	767 010	767 010
Serbia	a	2	2
	b	907 777	907 777
	c		
TOTAL PER ML category	a	3	3
	b	2 047 847	2 047 847
	c	767 010	767 010

POLAND

		ML 3	ML 4	ML 10	ML 13	TOTAL per destination
Bosnia and Herzegovina	a	1			1	2
	b	164 000			8 740	172 740
	c	50 600				50 600
Montenegro	a	1	1	6		8
	b	43 252	592 300	623 756		1 259 308
	c	10 540	592 300	561 586		1 164 426
TOTAL PER ML category	a	2	1	6	1	10
	b	207 252	592 300	623 756	8 740	1 432 048
	c	61 140	592 300	561 586		1 215 026

ROMANIA

		ML 1	ML 2	ML 3	ML 4	ML 7	ML 8	TOTAL per destination
Bosnia and Herzegovina	a		1	4				5
	b		200 700	960 600				1 161 300
	c		200 700	938 600				1 139 300
Montenegro	a	1						1
	b	4 862						4 862
	c							
Serbia*	a			3	1		11	15
	b			694 520	39 731	1 400	7 616 556	8 352 206
	c			694 520	39 731	1 400	5 468 268	6 203 918
TOTAL PER ML category	a	1	1	7	1		11	21
	b	4 862	200 700	1 655 120	39 731	1 400	7 616 556	9 518 368
	c		200 700	1 633 120	39 731	1 400	5 468 268	7 343 218

RUSSIAN
FEDERATION

		ML 1	ML 3	TOTAL per destination
Serbia	a	3	4	7
	b	34 482	1 937 100	1 971 582
	c	34 482	1 023 828	1 058 310
TOTAL PER ML category	a	3	4	7
	b	34 482	1 937 100	1 971 582
	c	34 482	1 023 828	1 058 310

SAO TOME
AND PRINCIPE

		ML 1	TOTAL per destination
Serbia	a	1	1
	b	16 600	16 600
	c	16 600	16 600
TOTAL PER ML category	a	1	1
	b	16 600	16 600
	c	16 600	16 600

SAUDI ARABIA

		ML 1	ML 2	ML 3	ML 4	ML 13	TOTAL per destination
Bosnia and Herzegovina	a		1	8		1	10
	b		5 068 500	22 472 260		1 420 714	28 961 474
	c		5 068 500	12 135 799		1 420 714	18 625 013
Montenegro**	a		1	4			5
	b		53 684	1 677 431	1 063 063		2 794 178
	c		53 684	112 671	1 063 063		1 229 418
Serbia*	a	5	15	16	2	1	39
	b	22 053 430	38 140 196	42 260 517	8 300 819	3 112 962	113 867 924
	c	10 921 239	28 833 267	30 374 390	8 109 842	3 112 962	81 351 699
TOTAL PER ML category	a	5	17	28	2	2	54
	b	22 053 430	43 262 380	66 410 208	9 363 882	4 533 676	145 623 576
	c	10 921 239	33 955 451	42 622 860	9 172 905	4 533 676	101 206 130

SERBIA

		ML 1	ML 2	ML 3	ML 4
Bosnia and Herzegovina	a	1	1	12	1
	b	529 053	445 000	11 846 464	150 484
	c	26 687	262 000	5 621 040	150 484
Montenegro**	a				2
	b		25 500		17 568
	c				10 568
TOTAL PER ML category	a	1	1	12	3
	b	529 053	470 500	11 846 464	168 052
	c	26 687	262 000	5 621 040	161 052

		ML 5	ML 8	ML 10	ML 11	TOTAL per destination
Bosnia and Herzegovina	a	1	1		1	18
	b	317 800	1 225		41 580	13 331 606
	c	317 800	1 225		41 580	6 420 816
Montenegro**	a		3	2		7
	b		521 670	153 560		718 298
	c		72 800	93 700		177 068
TOTAL PER ML category	a	1	4	2	1	25
	b	317 800	522 895	153 560	41 580	14 049 904
	c	317 800	74 025	93 700	41 580	6 597 884

SLOVAKIA

		ML 1	ML 2	ML 3	ML 4	TOTAL per destination
Bosnia and Herzegovina	a			3		3
	b			320 560		320 560
	c			262 433		262 433
Montenegro	a				1	1
	b				368 237	368 237
	c				368 237	368 237
Serbia	a	1	1	3	1	6
	b	935 313	34 188	1 546 409	123 200	2 639 110
	c		34 188	1 453 995	123 200	1 611 383
TOTAL PER ML category	a	1	1	6	2	10
	b	935 313	34 188	1 866 969	491 437	3 327 907
	c		34 188	1 716 428	491 437	2 242 053

		ML 1	ML 3	ML 22	TOTAL per destination	
SLOVENIA	Bosnia and Herzegovina	a	1		1	
		b	250		250	
		c	250		250	
	Serbia	a	1	1	1	3
		b	8 340	235 264	15 000	258 605
		c	8 340	235 264	15 000	258 605
	TOTAL PER ML category	a	2	1	1	4
		b	8 590	235 264	15 000	258 855
		c	8 590	235 264	15 000	258 855

		ML 1	ML 3	ML 22	TOTAL per destination	
SOUTH AFRICA	Bosnia and Herzegovina	a	2		2	
		b	87 286		87 286	
		c	74 536		74 536	
	Serbia*	a	16	1		17
		b	225 836	636 258	13 719	875 812
		c	153 186	621 908	13 719	788 812
	TOTAL PER ML category	a	16	3		19
		b	225 836	723 544	13 719	963 098
		c	153 186	696 444	13 719	863 348

		ML 3	TOTAL per destination	
SPAIN	Bosnia and Herzegovina	a	4	4
		b	630 954	630 954
		c	481 235	481 235
	Serbia	a	2	2
		b	93 675	93 675
		c	88 455	88 455
	TOTAL PER ML category	a	6	6
		b	724 629	724 629
		c	569 690	569 690

		ML 4	TOTAL per destination
Serbia	a	1	1
	b	25 975	25 975
	c	25 975	25 975
TOTAL PER ML category	a	1	1
	b	25 975	25 975
	c	25 975	25 975

		ML 3	TOTAL per destination
Bosnia and Herzegovina	a	1	1
	b	47	47
	c	47	47
Serbia	a	1	1
	b	426 768	426 768
	c	426 768	426 768
TOTAL PER ML category	a	2	2
	b	426 815	426 815
	c	426 815	426 815

		ML 1	ML 2	ML 3	TOTAL per destination
Bosnia and Herzegovina	a			12	12
	b			3 187 981	3 187 981
	c			2 229 482	2 229 482
Montenegro	a	1			1
	b	25 200			25 200
	c				
Serbia	a	2	1	2	5
	b	705 929	43 215	179 300	928 444
	c	14 984	43 215	138 800	196 999
TOTAL PER ML category	a	3	1	14	18
	b	731 129	43 215	3 367 281	4 141 625
	c	14 984	43 215	2 368 282	2 426 481

		ML 3	TOTAL per destination
Bosnia and Herzegovina	a	2	2
	b	758 212	758 212
	c	758 212	758 212
Serbia	a	3	3
	b	256 875	256 875
	c	256 875	256 875
TOTAL PER ML category	a	5	5
	b	1 015 087	1 015 087
	c	1 015 087	1 015 087

THAILAND

		ML 1	ML 3	ML 4	ML 7	ML 13	TOTAL per destination
Bosnia and Herzegovina	a		4				4
	b		368 562				368 562
	c		324 322				324 322
Serbia*	a	1	3	1		1	6
	b	23 275	136 790	197 760	3 600	3 430	364 855
	c	20 645	136 790	197 760	3 600	3 430	362 225
TOTAL PER ML category	a	1	7	1		1	10
	b	23 275	505 352	197 760	3 600	3 430	733 417
	c	20 645	461 112	197 760	3 600	3 430	686 547

THE FORMER YUGOSLAV REPUBLIC OF MACEDONIA

		ML 1	TOTAL per destination
Montenegro	a	1	1
	b	54 510	54 510
	c	54 510	54 510
TOTAL PER ML category	a	1	1
	b	54 510	54 510
	c	54 510	54 510

TIMOR LESTE

TURKEY

		ML 3	ML 4	ML 22	TOTAL per destination
Bosnia and Herzegovina	a	8			8
	b	7 166 123			7 166 123
	c	3 063 123			3 063 123
Serbia*	a	1		1	2
	b	30 731	95 172	402 776	528 679
	c	30 731	95 172	402 776	528 679
The former Yugoslav Republic of Macedonia	a	1			1
	b	980			980
	c	980			980
TOTAL PER ML category	a	10		1	11
	b	7 197 834	95 172	402 776	7 695 782
	c	3 094 834	95 172	402 776	3 592 782

TURKMENISTAN

		ML 3	ML 13	TOTAL per destination
Serbia	a	2	1	3
	b	2 324 931	11 606	2 336 538
	c	2 233 471	11 606	2 245 078
TOTAL PER ML category	a	2	1	3
	b	2 324 931	11 606	2 336 538
	c	2 233 471	11 606	2 245 078

UGANDA

		ML 1	ML 2	ML 3	TOTAL per destination
Montenegro	a			1	1
	b			22 122	22 122
	c			13 601	13 601
Serbia	a	1	2	1	4
	b	909 570	5 151 485	128 741	6 189 796
	c	715 217	267 521	58 706	1 041 443
TOTAL PER ML category	a	1	2	2	5
	b	909 570	5 151 485	150 863	6 211 918
	c	715 217	267 521	72 307	1 055 044

UKRAINE

		ML 3	ML 4	ML 8	ML 10	TOTAL per destination
Montenegro**	a			1	6	7
	b	3 811	5 735	108 598	369 273	487 417
	c				91 007	91 007
TOTAL PER ML category	a			1	6	7
	b	3 811	5 735	108 598	369 273	487 417
	c				91 007	91 007

UNITED ARAB EMIRATES

		ML 1	ML 2	ML 3	ML 4	ML 5	ML 6
Bosnia and Herzegovina	a			1			
	b			159 900			
	c			159 900			
Montenegro	a		1		1		
	b		62 935		82 223		
	c		24 320				
Serbia*	a	2	3	8	2		
	b	10 756 473	4 086 383	16 028 674	44 091 604	1 874 059	184 697
	c	7 806 888	4 086 383	16 028 422	14 984 166		
TOTAL PER ML category	a	2	4	9	3		
	b	10 756 473	4 149 318	16 188 574	44 173 827	1 874 059	184 697
	c	7 806 888	4 110 703	16 188 322	14 984 166		
		ML 11	ML 13	ML 15	ML 17	ML 22	TOTAL per destination
Bosnia and Herzegovina	a						1
	b						159 900
	c						159 900
Montenegro	a						2
	b						145 158
	c						24 320
Serbia*	a		1			1	17
	b	363 938	955 500	393 269	356 390	19 554 133	98 645 121
	c	363 938	441 000			3 312 169	47 022 966
TOTAL PER ML category	a		1			1	20
	b	363 938	955 500	393 269	356 390	19 554 133	98 950 179
	c	363 938	441 000			3 312 169	47 207 186

UNITED KINGDOM

		ML 1	ML 2	ML 3	TOTAL per destination
Albania***	a		1	1	2
	b				
	c				
Bosnia and Herzegovina	a			1	1
	b			1 900	1 900
	c			1 900	1 900
Serbia	a	1		3	4
	b	5 135		1 448 840	1 453 975
	c			258 579	258 579
TOTAL PER ML category	a	1	1	5	7
	b	5 135		1 450 740	1 455 875
	c			260 479	260 479

		ML 1	ML 2	ML 3	ML 4
Bosnia and Herzegovina	a	2	1	8	
	b	225 361	122 000	88 691 290	
	c	1 519	122 000	9 860 916	
Montenegro	a	1			
	b	4 118			
	c	4 118			
Serbia	a	7	1	6	1
	b	9 257 995	170 116	129 141 017	14 611
	c	5 875 028	170 116	25 750 183	14 611
The former Yugoslav Republic of Macedonia	a				
	b				
	c				
TOTAL PER ML category	a	10	2	14	1
	b	9 487 474	292 116	217 832 307	14 611
	c	5 880 665	292 116	35 611 099	14 611

		ML 8	ML 10	ML 18	TOTAL per destination
Bosnia and Herzegovina	a				11
	b				89 038 651
	c				9 984 435
Montenegro	a	1	1		3
	b	25 200	43 310		72 628
	c		25 050		29 168
Serbia	a	1		1	17
	b	4 936 784		2 195	143 522 718
	c	1 622 398		2 195	33 434 530
The former Yugoslav Republic of Macedonia	a	1			1
	b	4 993			4 993
	c	4 993			4 993
TOTAL PER ML category	a	3	1	1	32
	b	4 966 977	43 310	2 195	232 638 990
	c	1 627 391	25 050	2 195	43 453 126

UNITED STATES

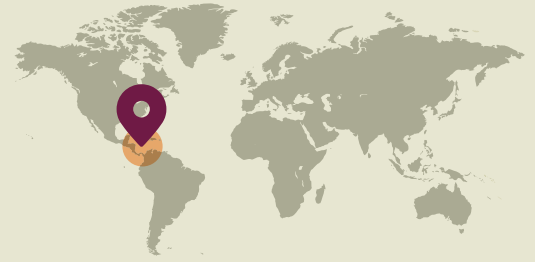
		ML 10	TOTAL per destination	
VENEZUELA	Montenegro	a	1	1
		b	60 340	60 340
		c		
	TOTAL PER ML category	a	1	1
		b	60 340	60 340
		c		

		ML 3	ML 4	TOTAL per destination	
VIETNAM	Serbia	a	1	1	2
		b	8 094 210	5 836 100	13 930 310
		c	8 094 210		8 094 210
	TOTAL PER ML category	a	1	1	2
		b	8 094 210	5 836 100	13 930 310
		c	8 094 210		8 094 210

		ML 1	TOTAL per destination	
ZAMBIA	Serbia	a	2	2
		b	32 015	32 015
		c		
	TOTAL PER ML category	a	2	2
		b	32 015	32 015
		c		

		ML 1	TOTAL per destination	
ZIMBABWE	Serbia	a	1	1
		b	12 928	12 928
		c	12 928	12 928
	TOTAL PER ML category	a	1	1
		b	12 928	12 928
		c	12 928	12 928

EXPORTS TO CENTRAL AMERICA AND THE CARIBBEAN



731,089 €

881,278 € - VALUE OF LICENSES ISSUED

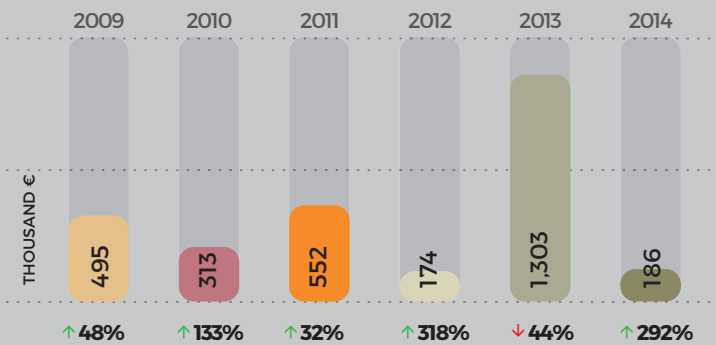
82.96%

OF LICENSES ISSUED WAS USED

↑ 5

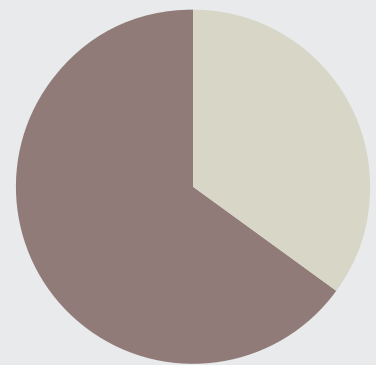
LICENSES ISSUED FOR
CENTRAL AMERICA AND THE CARIBBEAN

EXPORTS PER YEAR



2015 EXPORTS GROWTH/DECLINE COMPARED TO PREVIOUS YEARS

EXPORTS STRUCTURE PER ML



ML 1 35.01%
ML 3 64.99%

CENTRAL AMERICA AND THE CARIBBEAN

		ML 1	ML 3	TOTAL per destination
Bosnia and Herzegovina	a		2	2
	b		158 282	158 282
	c		8 093	8 093
Serbia	a	1	2	3
	b	255 929	467 067	722 996
	c	255 929	467 067	722 996
TOTAL PER ML category	a	1	4	5
	b	255 929	625 349	881 278
	c	255 929	475 160	731 089

Key:

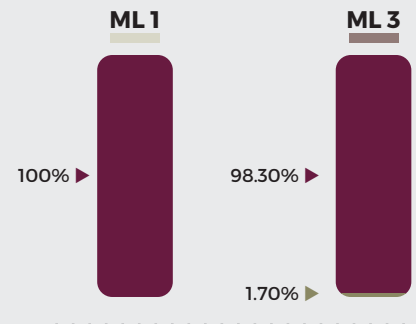
a = number of licences issued

b = value of licences issued in Euros

c = value of arms exports in Euros

● BOSNIA AND HERZEGOVINA

● SERBIA



STRUCTURE OF REALIZED EXPORTS

1.11% ▼

98.89% ▼

EXPORTS TO CENTRAL ASIA



2,678,833 €

3,029,747 € - VALUE OF LICENSES ISSUED

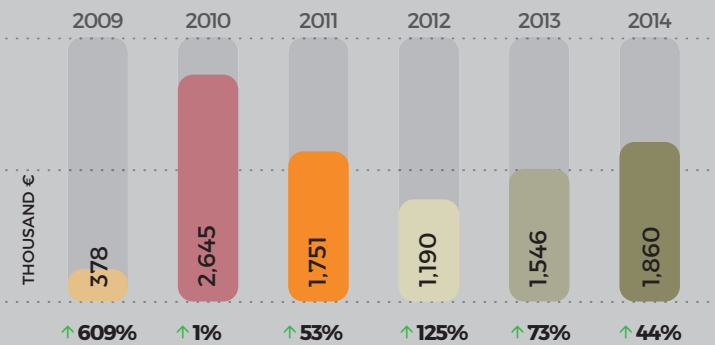
88.42%

OF LICENSES ISSUED WAS USED

7

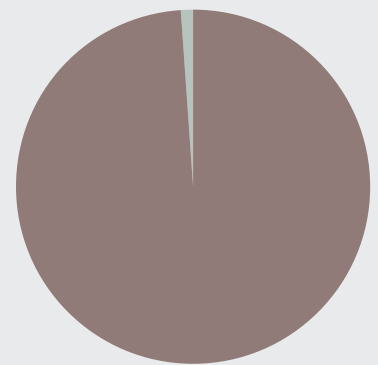
LICENSES ISSUED FOR CENTRAL ASIA

EXPORTS PER YEAR



2015 EXPORTS GROWTH/DECLINE COMPARED TO PREVIOUS YEARS

EXPORTS STRUCTURE PER ML



ML 3 ■ 99.03%
ML 13 ■ 0.97%

CENTRAL ASIA

		ML 3	ML 13	TOTAL per destination
Serbia	a	4	3	7
	b	2 744 199	285 547	3 029 747
	c	2 652 739	26 094	2 678 833
TOTAL PER ML category	a	4	3	7
	b	2 744 199	285 547	3 029 747
	c	2 652 739	26 094	2 678 833



Key:

a = number of licences issued

b = value of licences issued in Euros

c = value of arms exports in Euros

● SERBIA

STRUCTURE OF REALIZED EXPORTS

100% ▼



EXPORTS TO SOUTH AMERICA



3,622,986 €

4,299,263 € - VALUE OF LICENSES ISSUED

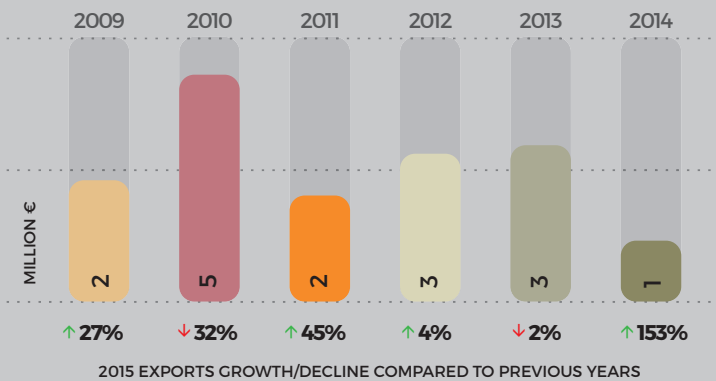
84.27%

OF LICENSES ISSUED WAS USED

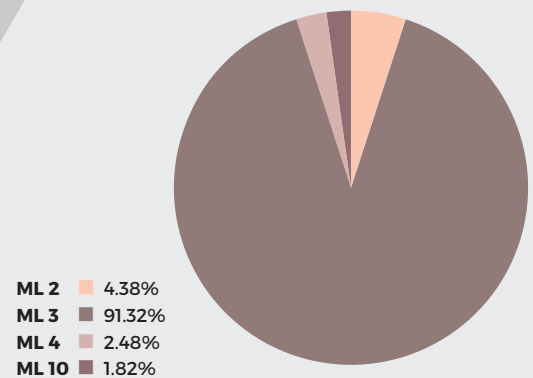
↑ 12

LICENSES ISSUED FOR SOUTH AMERICA

EXPORTS PER YEAR

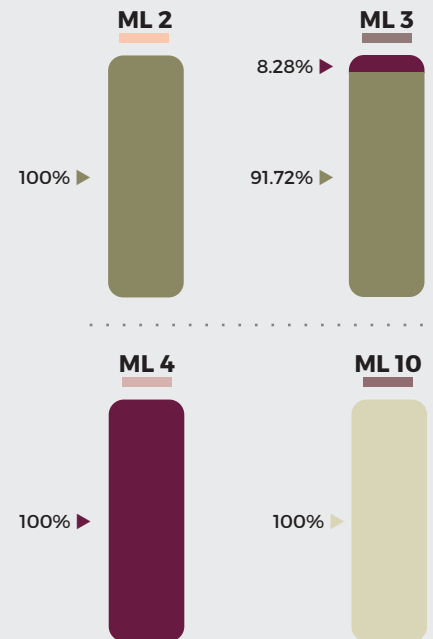


EXPORTS STRUCTURE PER ML



SOUTH AMERICA

		ML 2	ML 3	ML 4	ML 10	TOTAL per destination
Bosnia and Herzegovina	a	1	2			3
	b	158 512	3 034 368			3 192 880
	c	158 512	3 034 368			3 192 880
Montenegro	a				2	2
	b				126 340	126 340
	c				66 000	66 000
Serbia	a		5	2		7
	b		800 184	179 859		980 043
	c		274 106	90 000		364 106
TOTAL PER ML category	a	1	7	2	2	12
	b	158 512	3 834 552	179 859	126 340	4 299 263
	c	158 512	3 308 474	90 000	66 000	3 622 986



Key:

- a = number of licences issued
- b = value of licences issued in Euros
- c = value of arms exports in Euros

- BOSNIA AND HERZEGOVINA
- MONTENEGRO
- SERBIA

STRUCTURE OF REALIZED EXPORTS



EXPORTS TO EUROPEAN UNION



51,630,531 €

146,148,746 € - VALUE OF LICENSES ISSUED

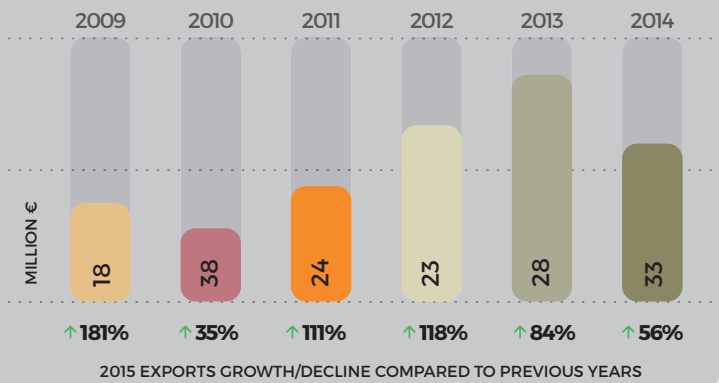
35.33%

OF LICENSES ISSUED WAS USED

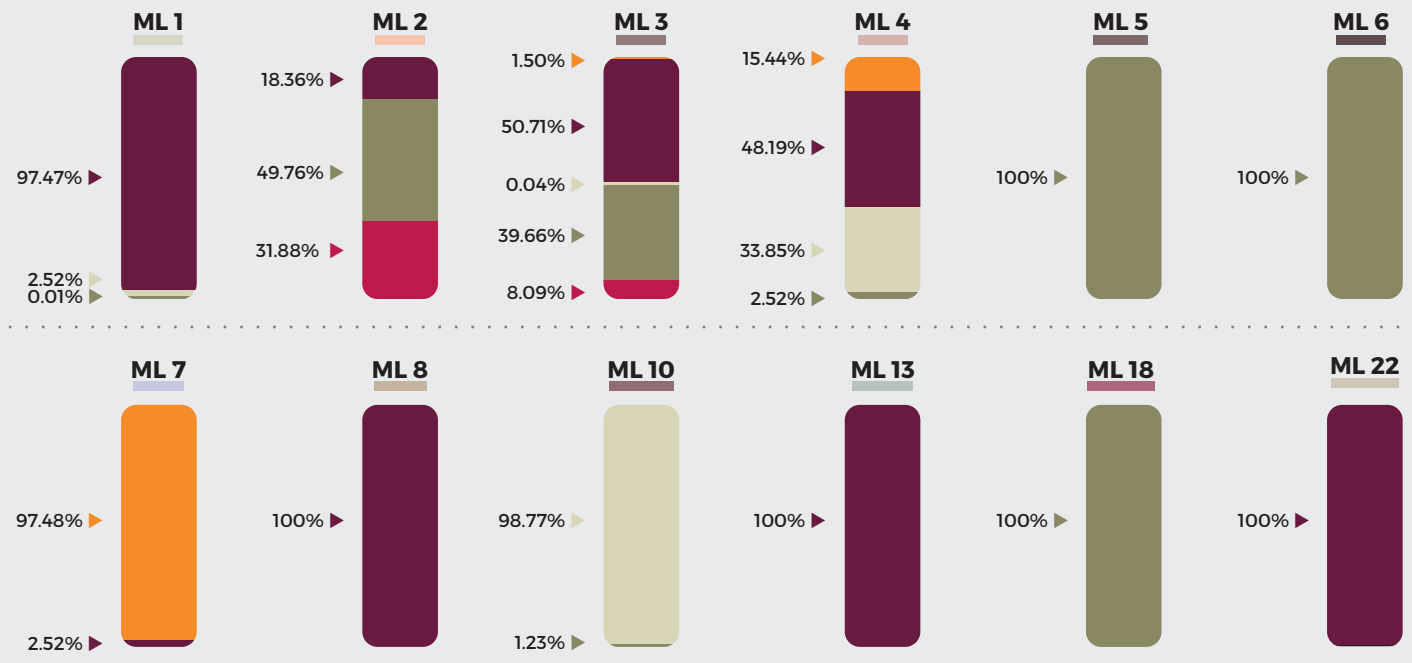
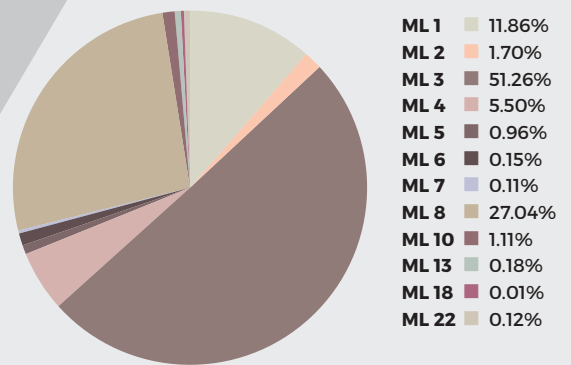
↑ 217

LICENSES ISSUED FOR EUROPEAN UNION

EXPORTS PER YEAR




EXPORTS STRUCTURE PER ML



Key:

- ALBANIA
- BOSNIA AND HERZEGOVINA
- MONTENEGRO
- SERBIA
- THE FORMER YUGOSLAV REPUBLIC OF MACEDONIA

STRUCTURE OF REALIZED EXPORTS



		ML 1	ML 2	ML 3	ML 4	ML 5	ML 6	ML 7
Albania***	a		7	12	1			
	b		457 000	2 815 550	245 000			
	c		279 000	2 140 250				
Bosnia and Herzegovina****	a	4	3	33	2	1	4	
	b	16 437	464 118	25 816 455	71 380	495 000	79 471	
	c	352	435 539	10 496 056	71 380	495 000	79 471	
Montenegro**	a	7		1	2			
	b	326 966		43 262	960 627			
	c	154 480		10 550	960 627			
Serbia*	a	26	4	37	7			
	b	7 251 210	160 738	33 005 324	1 932 115			1 400
	c	5 969 923	160 738	13 418 466	1 367 350			1 400
The former Yugoslav Republic of Macedonia	a			4	1			1
	b			398 035	438 000			54 218
	c			398 035	438 000			54 218
TOTAL PER ML category	a	37	14	87	13	1	4	1
	b	7 594 613	1 081 856	62 078 626	3 647 122	495 000	79 471	55 618
	c	6 124 755	875 277	26 463 357	2 837 357	495 000	79 471	55 618

		ML 8	ML 10	ML 13	ML 18	ML 22	TOTAL per destination
Albania***	a						20
	b						3 517 550
	c						2 419 250
Bosnia and Herzegovina****	a		1	1			49
	b		7 057	8 740	7 075		26 965 733
	c		7 057		7 075		11 591 930
Montenegro**	a		9				19
	b	3 324	629 356				1 963 535
	c		567 186				1 692 843
Serbia*	a	44		1		3	123
	b	70 305 556		91 560		63 771	112 811 675
	c	13 963 048		91 560		63 771	35 036 255
The former Yugoslav Republic of Macedonia	a						6
	b						890 253
	c						890 253
TOTAL PER ML category	a	44	10	2		3	217
	b	70 308 880	636 413	100 300	7 075	63 771	146 148 746
	c	13 963 048	574 243	91 560	7 075	63 771	51 630 531

EXPORTS TO MIDDLE EAST



201,983,109 €

313,359,545 € - VALUE OF LICENSES ISSUED

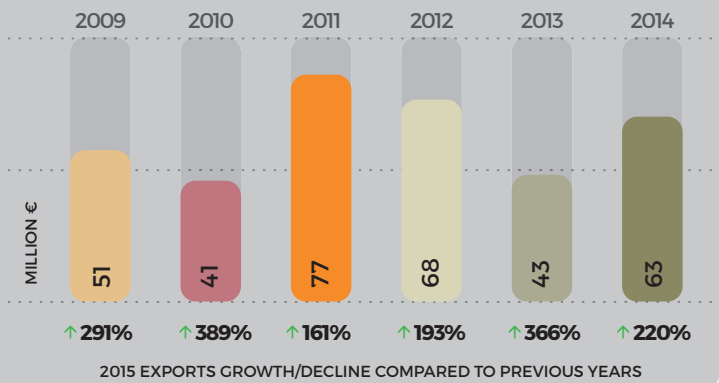
64.46%

OF LICENSES ISSUED WAS USED

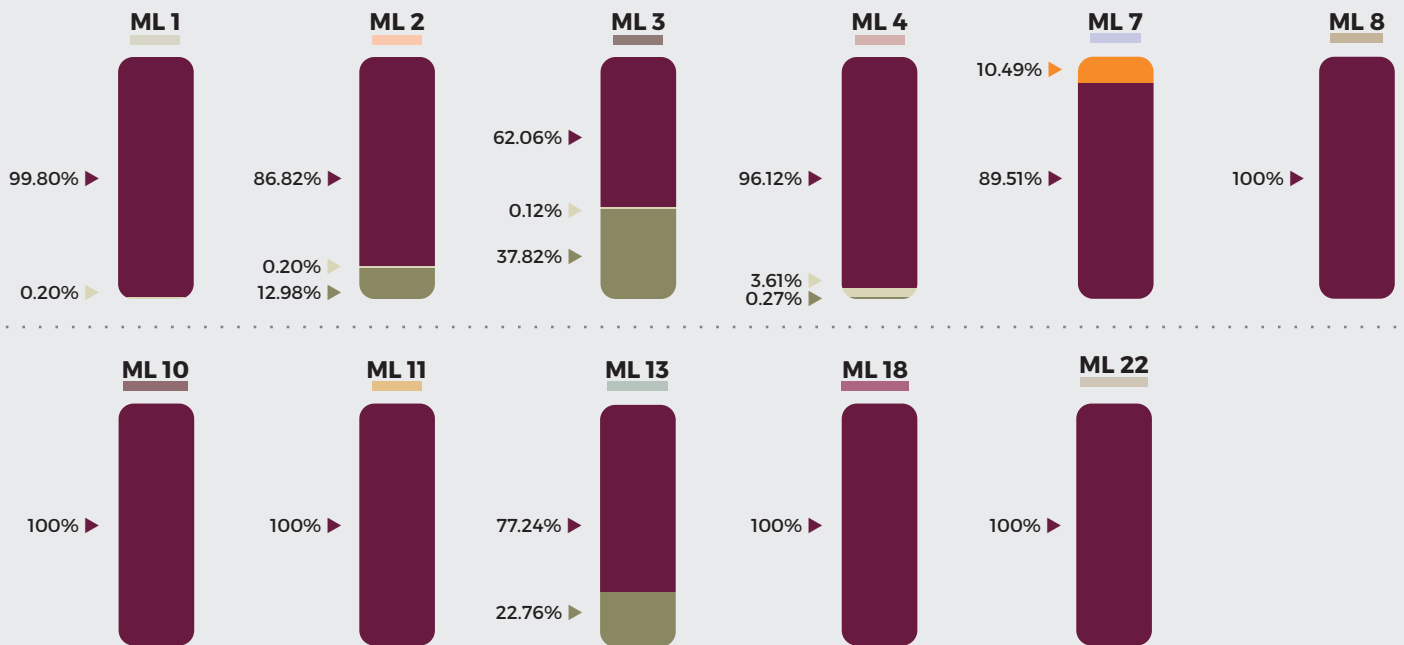
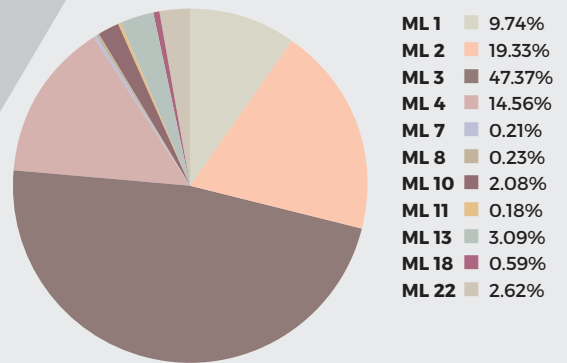
↑ 124

LICENSES ISSUED FOR MIDDLE EAST

EXPORTS PER YEAR




EXPORTS STRUCTURE PER ML



Key:

- BOSNIA AND HERZEGOVINA
- MONTENEGRO
- SERBIA
- THE FORMER YUGOSLAV REPUBLIC OF MACEDONIA

STRUCTURE OF REALIZED EXPORTS



		ML 1	ML 2	ML 3	ML 4	ML 5	ML 6	ML 7	ML 8
Bosnia and Herzegovina	a		2	19	1				
	b		5 978 500	46 685 083	80 000				
	c		5 068 500	36 187 572	80 000				
Montenegro**	a	1	2	5	2				
	b	46 546	116 619	1 869 573	1 173 880				
	c	40 000	78 004	112 671	1 063 063				
Serbia*	a	9	22	34	7			2	2
	b	33 714 625	46 398 805	81 031 993	58 149 479	1 874 059	184 697	375 489	710 800
	c	19 632 849	33 898 062	59 380 496	28 274 043			375 489	457 000
The former Yugoslav Republic of Macedonia	a							1	
	b							44 000	
	c							44 000	
TOTAL PER ML category	a	10	26	58	10			3	2
	b	33 761 171	52 493 924	129 586 649	59 403 359	1 874 059	184 697	419 489	710 800
	c	19 672 849	39 044 566	95 680 739	29 417 106			419 489	457 000

		ML 9	ML 10	ML 11	ML 13	ML 15	ML 17	ML 18	ML 22	TOTAL per destination
Bosnia and Herzegovina	a				1					23
	b				1 420 714					54 164 297
	c				1 420 714					42 756 786
Montenegro**	a									10
	b									3 206 618
	c									1 293 738
Serbia*	a	1	5		3			1	4	90
	b	127 913	4 207 733	363 938	5 334 962	393 269	356 390	1 190 809	21 529 669	255 944 630
	c		4 207 733	363 938	4 820 462			1 190 809	5 287 705	157 888 585
The former Yugoslav Republic of Macedonia	a									1
	b									44 000
	c									44 000
TOTAL PER ML category	a	1	5		4			1	4	124
	b	127 913	4 207 733	363 938	6 755 676	393 269	356 390	1 190 809	21 529 669	313 359 545
	c		4 207 733	363 938	6 241 176			1 190 809	5 287 705	201 983 109

EXPORTS TO NORTH AFRICA



24,510,770 €

57,260,986 € - VALUE OF LICENSES ISSUED

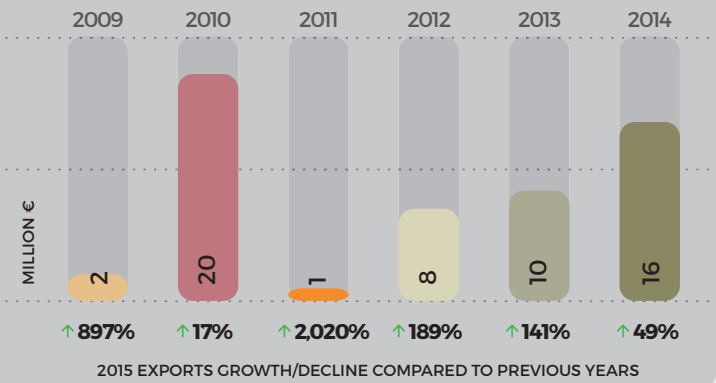
42.81%

OF LICENSES ISSUED WAS USED

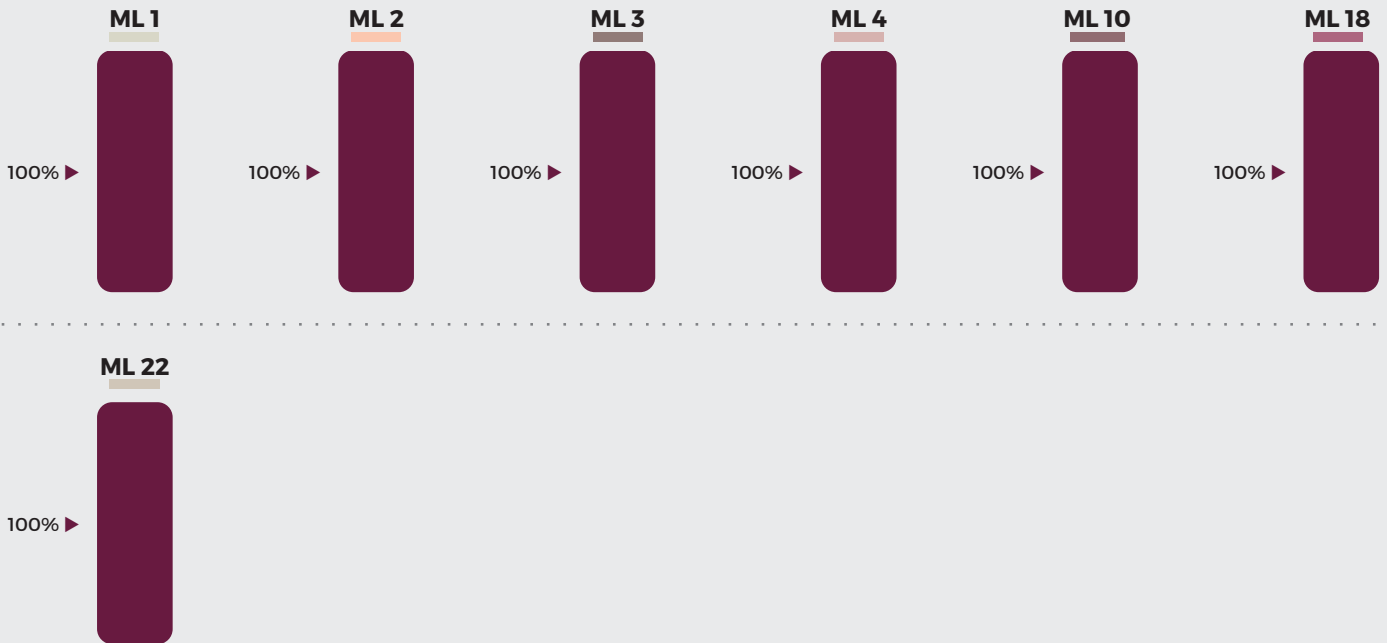
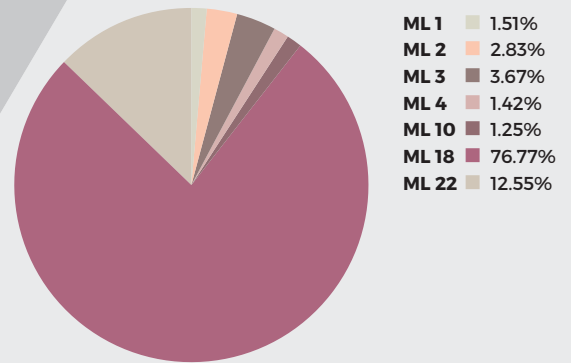
↑ 10

LICENSES ISSUED FOR NORTH AFRICA

EXPORTS PER YEAR



EXPORTS STRUCTURE PER ML



Key:

● SERBIA

STRUCTURE OF REALIZED EXPORTS

100% ▼

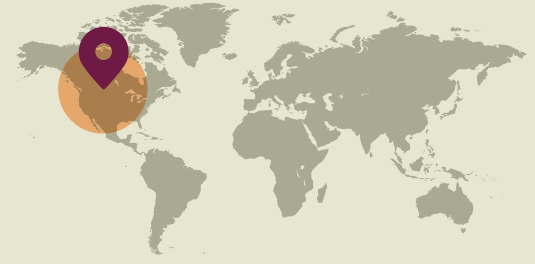


NORTH AFRICA

		ML 1	ML 2	ML 3	ML 4
Serbia*	a		1	1	
	b	369 247	693 517	898 988	349 304
	c	369 247	693 517	898 988	349 304
TOTAL PER ML category	a		1	1	
	b	369 247	693 517	898 988	349 304
	c	369 247	693 517	898 988	349 304

		ML 10	ML 18	ML 22	TOTAL per destination
Serbia*	a	1	3	4	10
	b	307 068	47 624 000	7 018 862	57 260 986
	c	307 068	18 816 000	3 076 645	24 510 770
TOTAL PER ML category	a	1	3	4	10
	b	307 068	47 624 000	7 018 862	57 260 986
	c	307 068	18 816 000	3 076 645	24 510 770

EXPORTS TO NORTH AMERICA



47,997,976 €

244,380,265 € - VALUE OF LICENSES ISSUED

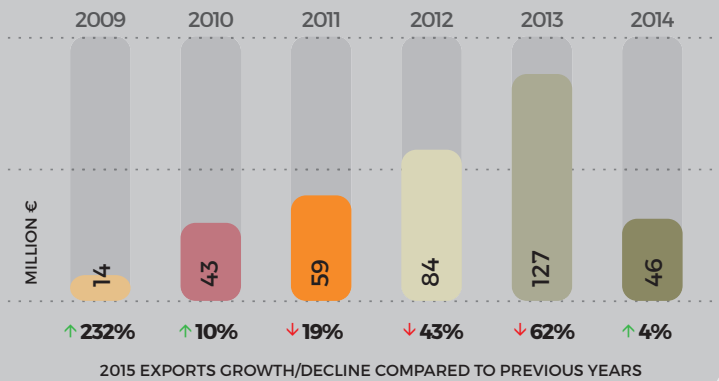
19.64%

OF LICENSES ISSUED WAS USED

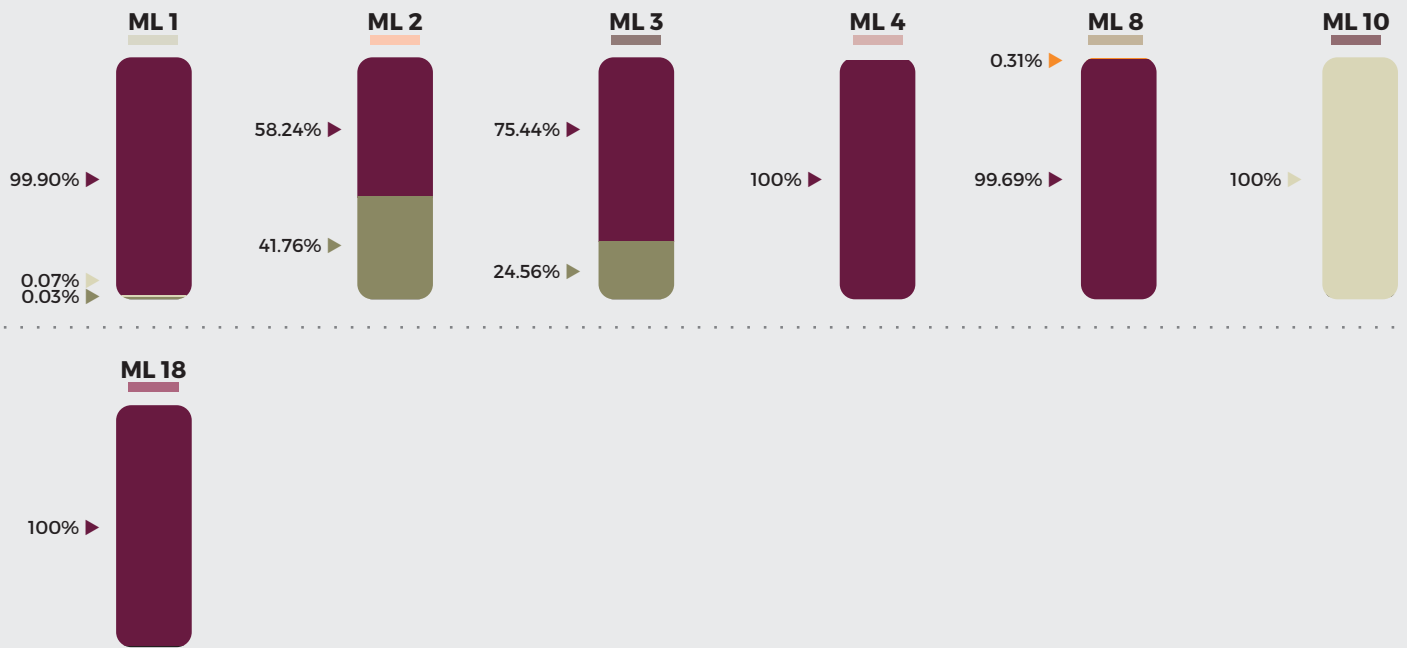
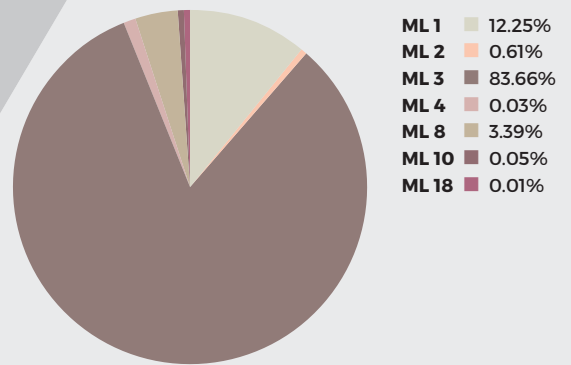
↓ 35

LICENSES ISSUED FOR NORTH AMERICA

EXPORTS PER YEAR




EXPORTS STRUCTURE PER ML



Key:

- BOSNIA AND HERZEGOVINA
- MONTENEGRO
- SERBIA
- THE FORMER YUGOSLAV REPUBLIC OF MACEDONIA

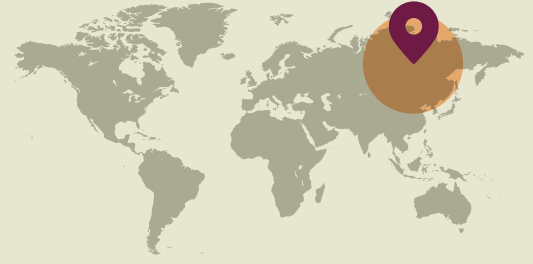
STRUCTURE OF REALIZED EXPORTS



		ML 1	ML 2	ML 3	ML 4
Bosnia and Herzegovina	a	2	1	8	
	b	225 361	122 000	88 691 290	
	c	1 519	122 000	9 860 916	
Montenegro	a	1			
	b	4 118			
	c	4 118			
Serbia	a	8	1	8	1
	b	9 258 669	170 116	140 881 618	14 611
	c	5 875 702	170 116	30 294 359	14 611
The former Yugoslav Republic of Macedonia	a				
	b				
	c				
TOTAL PER ML category	a	11	2	16	1
	b	9 488 148	292 116	229 572 908	14 611
	c	5 881 339	292 116	40 155 275	14 611

		ML 8	ML 10	ML 18	TOTAL per destination
Bosnia and Herzegovina	a				11
	b				89 038 651
	c				9 984 435
Montenegro	a	1	1		3
	b	25 200	43 310		72 628
	c		25 050		29 168
Serbia	a	1		1	20
	b	4 936 784		2 195	155 263 993
	c	1 622 398		2 195	37 979 380
The former Yugoslav Republic of Macedonia	a	1			1
	b	4 993			4 993
	c	4 993			4 993
TOTAL PER ML category	a	3	1	1	35
	b	4 966 977	43 310	2 195	244 380 265
	c	1 627 391	25 050	2 195	47 997 976

EXPORTS TO NORTH EAST ASIA



293,760 €

293,760 € - VALUE OF LICENSES ISSUED

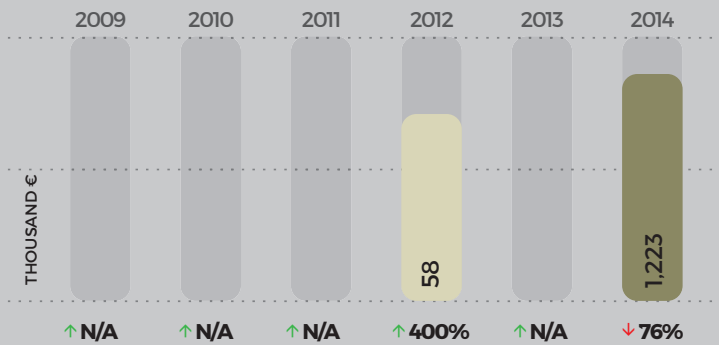
100%

OF LICENSES ISSUED WAS USED

↑3

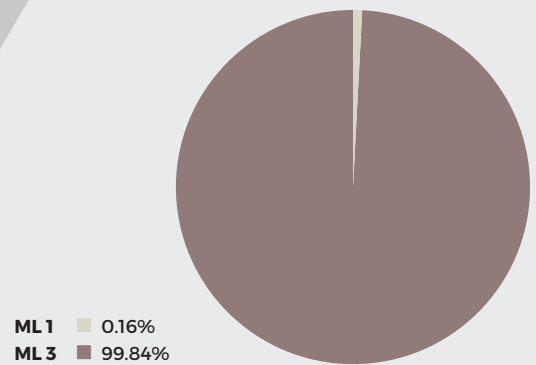
LICENSES ISSUED FOR NORTH EAST ASIA

EXPORTS PER YEAR



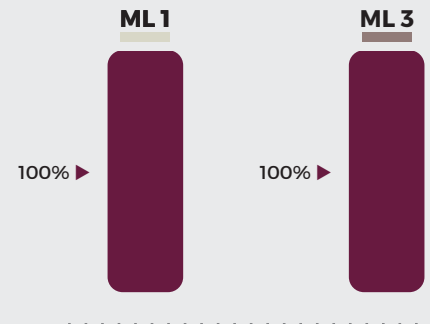
2015 EXPORTS GROWTH/DECLINE COMPARED TO PREVIOUS YEARS

EXPORTS STRUCTURE PER ML



NORTH EAST ASIA

		ML 1	ML 3	TOTAL per destination
Serbia	a	1	2	3
	b	460	293 300	293 760
	c	460	293 300	293 760
TOTAL PER ML category	a	1	2	3
	b	460	293 300	293 760
	c	460	293 300	293 760



Key:

a = number of licences issued

b = value of licences issued in Euros

c = value of arms exports in Euros

● SERBIA

STRUCTURE OF REALIZED EXPORTS

100% ▼



EXPORTS TO OCEANIA



1,064,555 €

1,064,555 € - VALUE OF LICENSES ISSUED

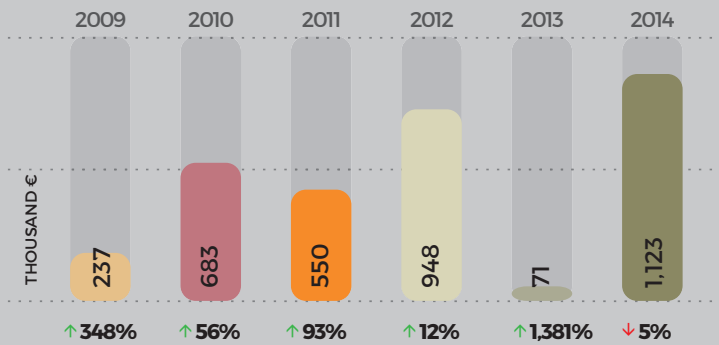
100%

OF LICENSES ISSUED WAS USED

↓3


LICENSES ISSUED FOR OCEANIA

EXPORTS PER YEAR



2015 EXPORTS GROWTH/DECLINE COMPARED TO PREVIOUS YEARS

EXPORTS STRUCTURE PER ML



ML 3 ■ 100%

OCEANIA

		ML 3	TOTAL per destination
Serbia	a	3	3
	b	1 064 555	1 064 555
	c	1 064 555	1 064 555
TOTAL PER ML category	a	3	3
	b	1 064 555	1 064 555
	c	1 064 555	1 064 555

ML 3

100% ▶

Key:

- a = number of licences issued
- b = value of licences issued in Euros
- c = value of arms exports in Euros

● SERBIA

STRUCTURE OF REALIZED EXPORTS

100% ▼



TRANSFERS OF CONTROLLED GOODS MAY PASS THROUGH TWO OR MORE STATES COVERED BY THIS REPORT BEFORE BEING DELIVERED TO THEIR FINAL DESTINATION. FOR THIS REASON, THERE IS LIKELY TO BE A CONSIDERABLE AMOUNT OF DOUBLE COUNTING IN THIS REPORT, WITH THE SAME TRANSFER BEING REPORTED MULTIPLE TIMES BY DIFFERENT STATES. THE REPORT SHOULD NOT, THEREFORE, BE USED TO GENERATE AN ESTIMATE OF THE COMBINED VALUE OF THE REGION'S ARMS EXPORTS.

EXPORTS TO OTHER EUROPEAN COUNTRIES



24,737,172 €

44,805,707 € - VALUE OF LICENSES ISSUED

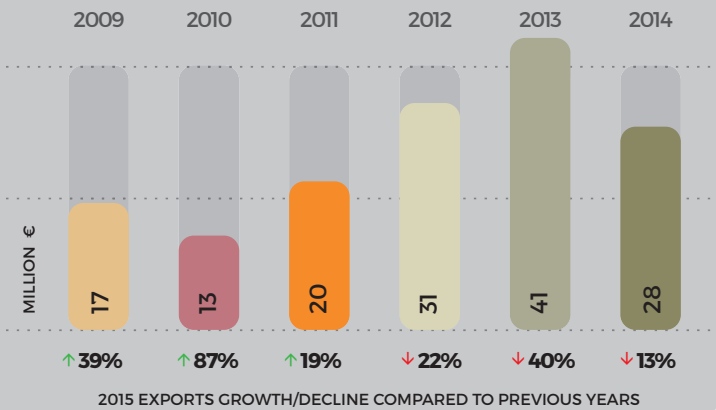
55.21%

OF LICENSES ISSUED WAS USED

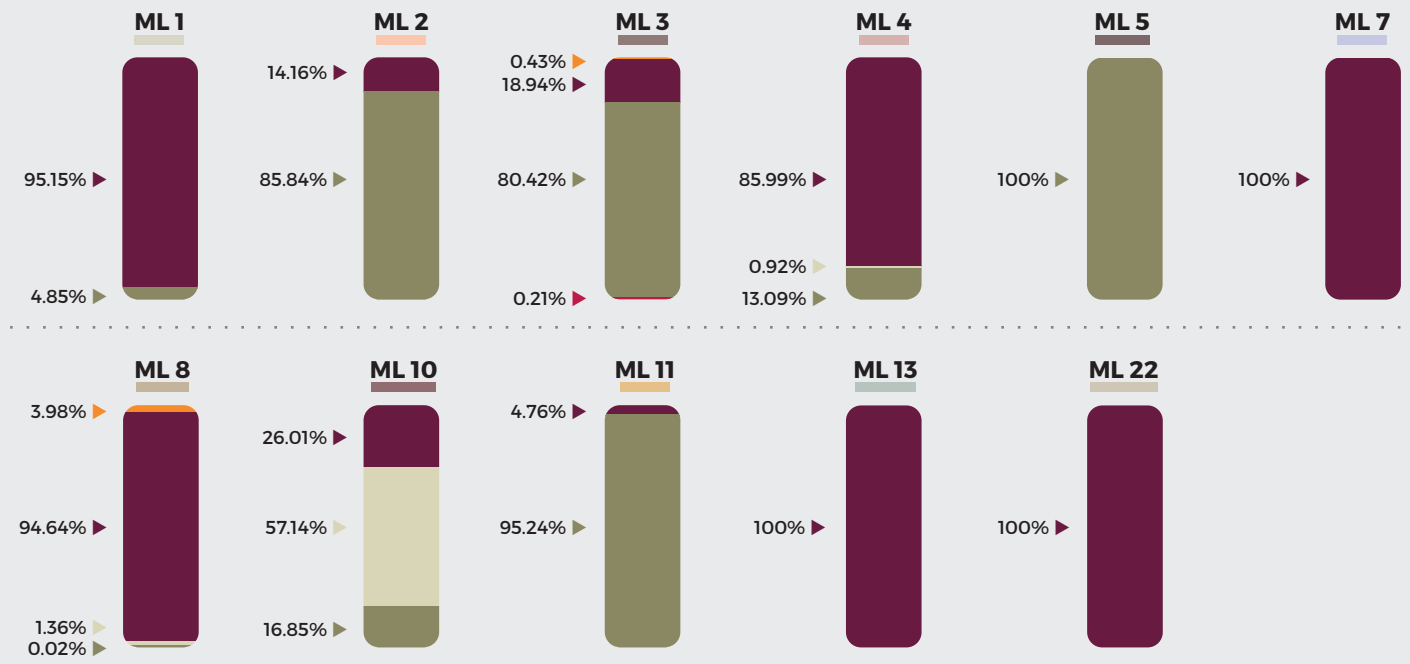
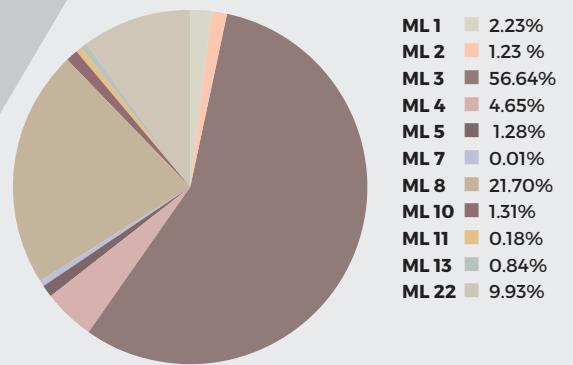
↓ 145

LICENSES ISSUED FOR
OTHER EUROPEAN COUNTRIES

EXPORTS PER YEAR



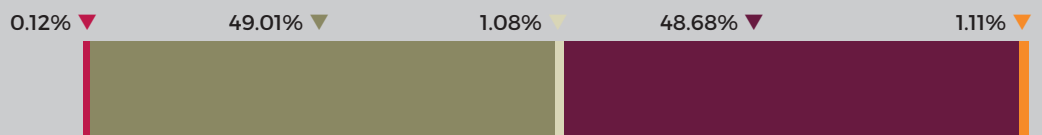
EXPORTS STRUCTURE PER ML



Key:

- ALBANIA
- BOSNIA AND HERZEGOVINA
- MONTENEGRO
- SERBIA
- THE FORMER YUGOSLAV REPUBLIC OF MACEDONIA

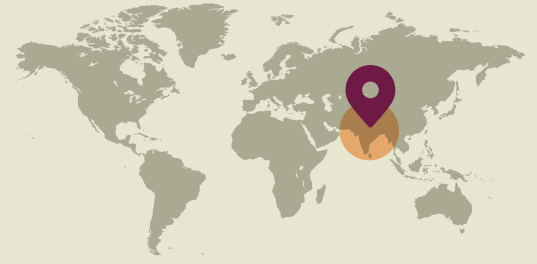
STRUCTURE OF REALIZED EXPORTS



		ML 1	ML 2	ML 3	ML 4	ML 5	ML 7	ML 8
Albania	a			2				
	b			127 857				
	c			29 167				
Bosnia and Herzegovina	a	1	1	38	1	1		1
	b	529 053	445 000	22 610 080	150 484	317 800		1 225
	c	26 687	262 000	11 268 498	150 484	317 800		1 225
Montenegro**	a	1			2			4
	b	25 200	25 500	3 811	23 303			630 268
	c				10 568			72 800
Serbia*	a	19	1	24	6		1	11
	b	1 297 387	43 215	3 989 477	993 705		5 234	7 967 860
	c	523 779	43 215	2 653 665	988 205		3 600	5 081 356
The former Yugoslav Republic of Macedonia	a			4				1
	b			60 360				213 440
	c			60 360				213 440
TOTAL PER ML category	a	21	2	68	9	1	1	17
	b	1 851 640	513 715	26 791 585	1 167 492	317 800	5 234	8 812 793
	c	550 466	305 215	14 011 690	1 149 257	317 800	3 600	5 368 821

		ML 10	ML 11	ML 13	ML 18	ML 22	TOTAL per destination
Albania	a						2
	b						127 857
	c						29 167
Bosnia and Herzegovina	a	4	1				48
	b	54 468	41 580				24 149 690
	c	54 468	41 580				12 122 742
Montenegro**	a	9					16
	b	566 833					1 274 915
	c	184 707					268 075
Serbia*	a	1		4	1	6	74
	b	84 087	2 079	207 402	1 734 142	2 654 858	18 979 445
	c	84 087	2 079	207 402		2 456 000	12 043 388
The former Yugoslav Republic of Macedonia	a						5
	b						273 800
	c						273 800
TOTAL PER ML category	a	14	1	4	1	6	145
	b	705 388	43 659	207 402	1 734 142	2 654 858	44 805 707
	c	323 262	43 659	207 402		2 456 000	24 737 172

EXPORTS TO SOUTH ASIA



54,974,746 €

68,080,912 € - VALUE OF LICENSES ISSUED

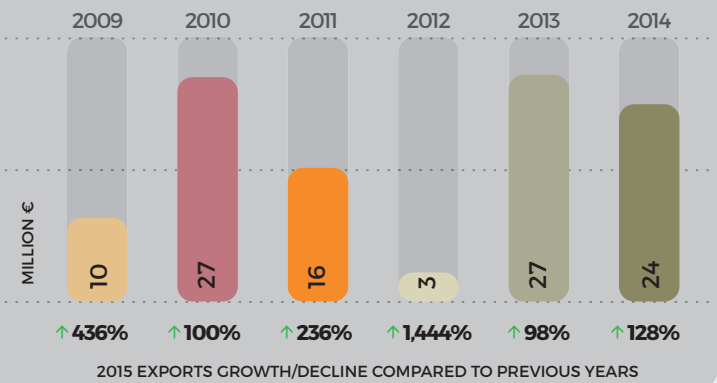
80.75%

OF LICENSES ISSUED WAS USED

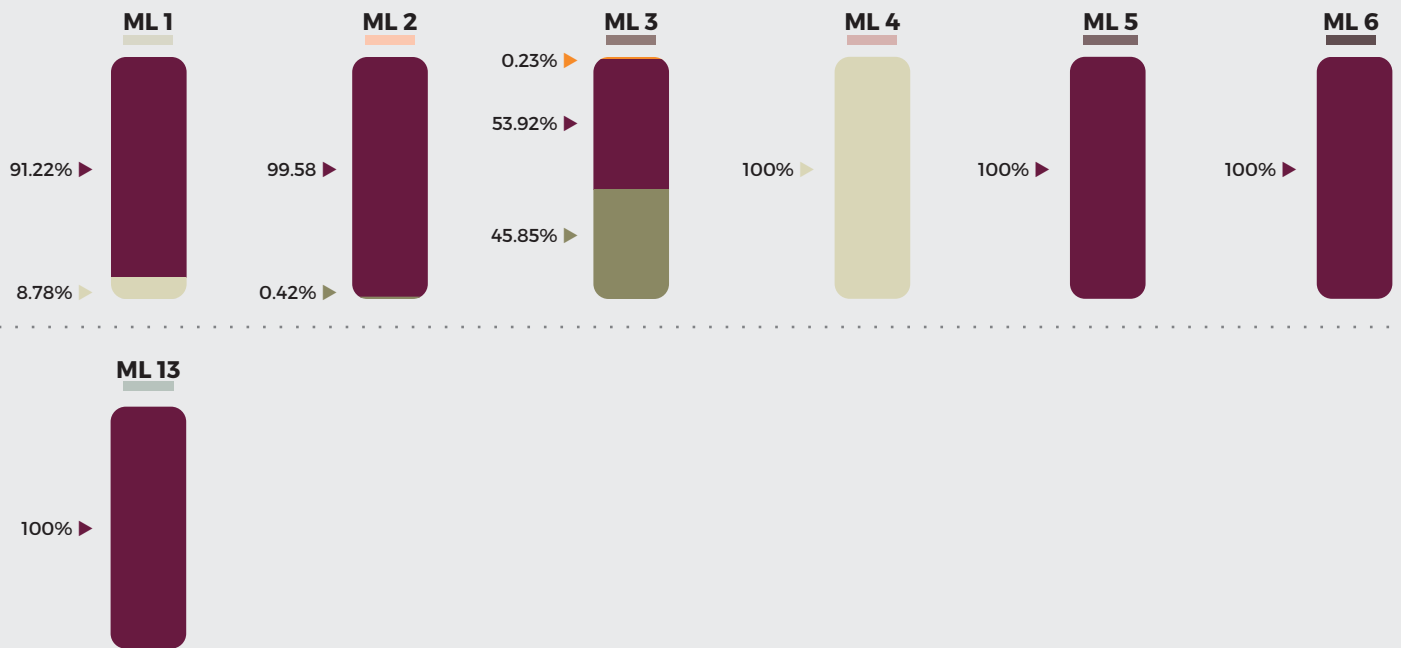
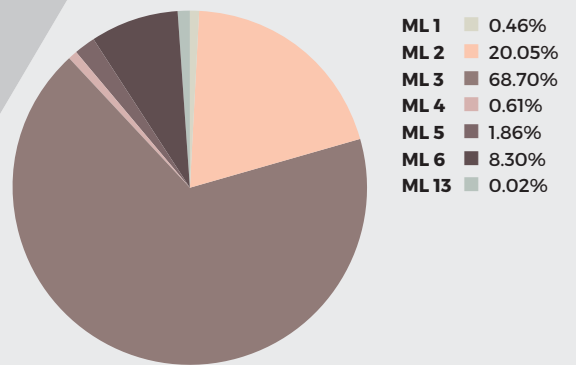
↑ 30

LICENSES ISSUED FOR SOUTH ASIA

EXPORTS PER YEAR




EXPORTS STRUCTURE PER ML



Key:

- BOSNIA AND HERZEGOVINA
- MONTENEGRO
- SERBIA
- THE FORMER YUGOSLAV REPUBLIC OF MACEDONIA

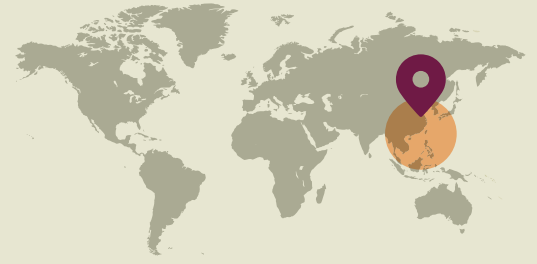
STRUCTURE OF REALIZED EXPORTS



		ML 1	ML 2	ML 3	ML 4
Bosnia and Herzegovina	a		1	2	
	b		46 389	17 316 998	
	c		46 389	17 316 998	
Montenegro	a	2			3
	b	134 400			3 035 292
	c	22 400			337 570
Serbia*	a	9	1	9	
	b	363 387	10 974 958	30 528 496	
	c	232 722	10 974 958	20 362 717	
The former Yugoslav Republic of Macedonia	a			1	
	b			86 058	
	c			86 058	
TOTAL PER ML category	a	11	2	12	3
	b	497 787	11 021 347	47 931 552	3 035 292
	c	255 122	11 021 347	37 765 773	337 570

		ML 5	ML 6	ML 13	TOTAL per destination
Bosnia and Herzegovina	a				3
	b				17 363 387
	c				17 363 387
Montenegro	a				5
	b				3 169 692
	c				359 970
Serbia*	a		1	1	21
	b	1 020 632	4 561 802	12 500	47 461 775
	c	1 020 632	4 561 802	12 500	37 165 331
The former Yugoslav Republic of Macedonia	a				1
	b				86 058
	c				86 058
TOTAL PER ML category	a		1	1	30
	b	1 020 632	4 561 802	12 500	68 080 912
	c	1 020 632	4 561 802	12 500	54 974 746

EXPORTS TO SOUTH EAST ASIA



24,663,004 €

40,805,471 € - VALUE OF LICENSES ISSUED

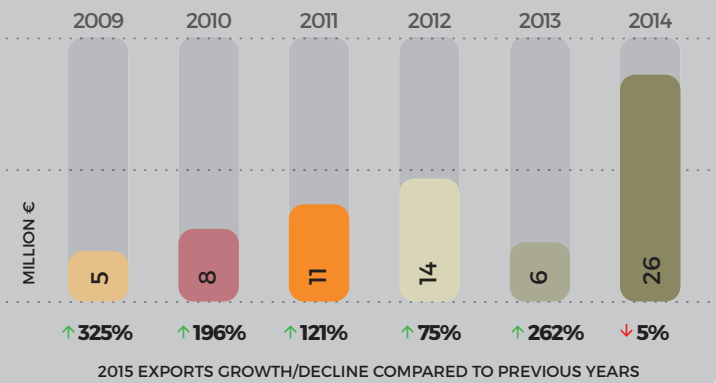
60.44%

OF LICENSES ISSUED WAS USED

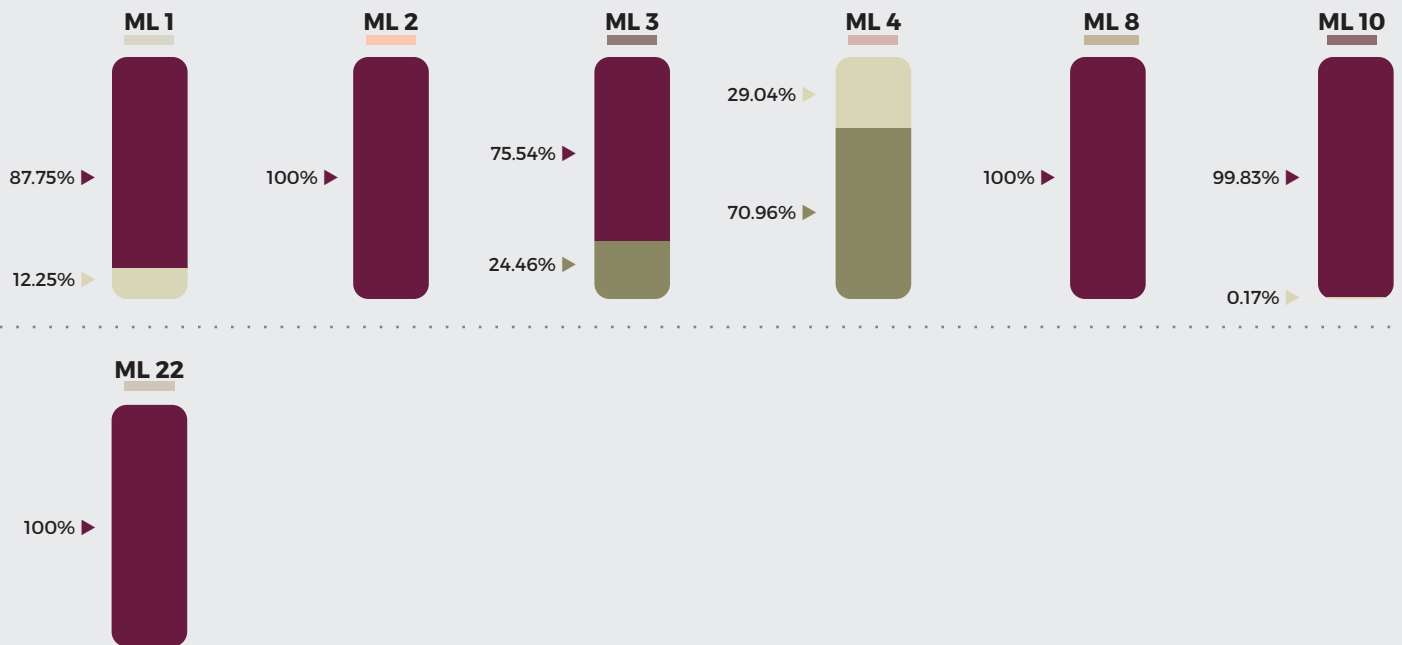
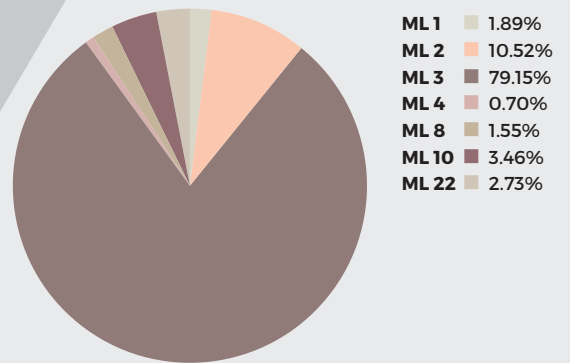
↓47

LICENSES ISSUED FOR SOUTH EAST ASIA

EXPORTS PER YEAR




EXPORTS STRUCTURE PER ML



Key:

- BOSNIA AND HERZEGOVINA
- MONTENEGRO
- SERBIA

STRUCTURE OF REALIZED EXPORTS

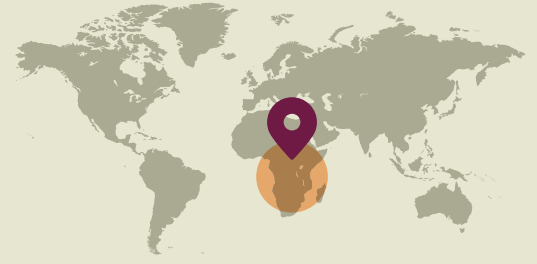


		ML 1	ML 2	ML 3	ML 4
Bosnia and Herzegovina	a			8	1
	b			8 756 661	122 400
	c			4 774 673	122 400
Montenegro	a	3			1
	b	57 139			50 097
	c	57 139			50 097
Serbia	a	1	5	20	1
	b	409 301	6 505 458	15 797 804	5 836 100
	c	409 301	2 594 052	14 745 657	
TOTAL PER ML category	a	4	5	28	3
	b	466 440	6 505 458	24 554 465	6 008 597
	c	466 440	2 594 052	19 520 330	172 497

		ML 8	ML 10	ML 22	TOTAL per destination
Bosnia and Herzegovina	a				9
	b				8 879 061
	c				4 897 073
Montenegro	a		3		7
	b		1 362 235		1 469 471
	c		1 409		108 645
Serbia	a	1	1	2	31
	b	383 217	850 927	674 132	30 456 939
	c	383 217	850 927	674 132	19 657 286
TOTAL PER ML category	a	1	4	2	47
	b	383 217	2 213 162	674 132	40 805 471
	c	383 217	852 336	674 132	24 663 004

SOUTH EAST ASIA

EXPORTS TO SUB-SAHARAN AFRICA



22,602,210 €

53,299,478 € - VALUE OF LICENSES ISSUED

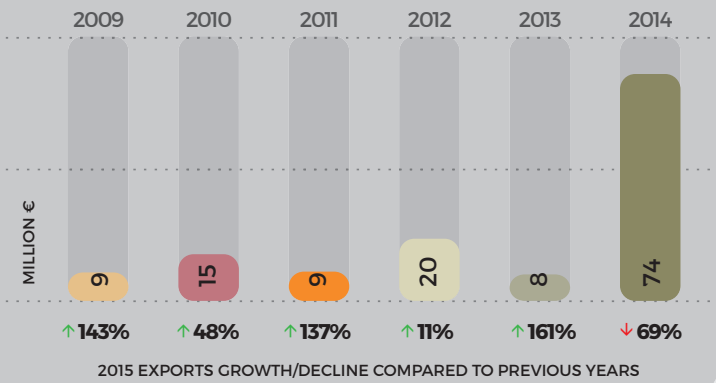
42.41%

OF LICENSES ISSUED WAS USED

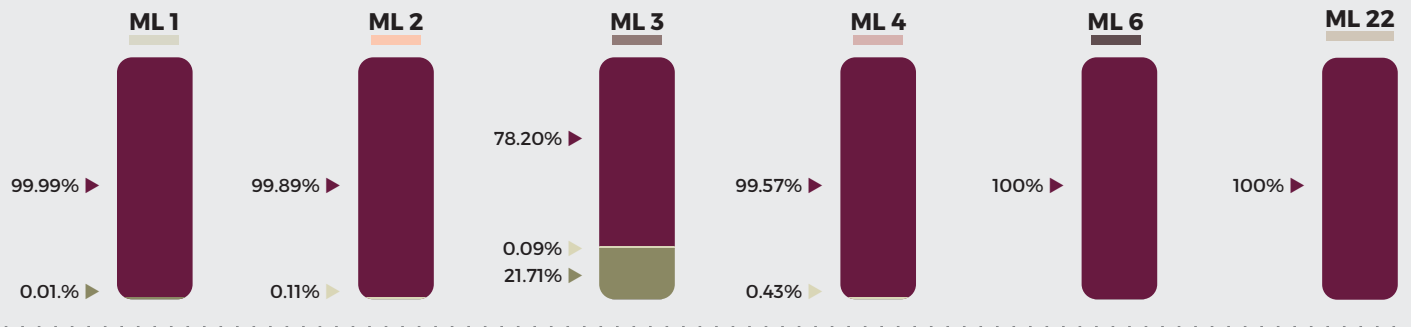
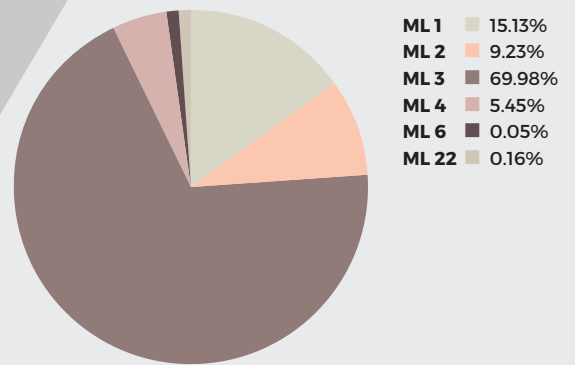
↑ 82

LICENSES ISSUED FOR SUB-SAHARAN AFRICA

EXPORTS PER YEAR




EXPORTS STRUCTURE PER ML



Key:

- BOSNIA AND HERZEGOVINA
- MONTENEGRO
- SERBIA

STRUCTURE OF REALIZED EXPORTS



SUB-SAHARAN AFRICA

		ML 1	ML 2	ML 3	ML 4
Bosnia and Herzegovina	a	2	1	8	
	b	744	43 069	6 398 079	
	c	372		3 434 082	
Montenegro**	a		1	1	
	b		2 206	22 122	5 315
	c		2 206	13 601	5 315
Serbia*	a	31	10	24	2
	b	8 686 942	7 620 655	20 936 882	1 225 473
	c	3 420 293	2 084 757	12 368 918	1 225 473
TOTAL PER ML category	a	33	12	33	2
	b	8 687 686	7 665 930	27 357 083	1 230 788
	c	3 420 665	2 086 963	15 816 601	1 230 788

		ML 6	ML 13	ML 22	TOTAL per destination
Bosnia and Herzegovina	a				11
	b				6 441 892
	c				3 434 454
Montenegro**	a				2
	b				29 643
	c				21 122
Serbia*	a		1	2	69
	b	11 524	598 320	7 748 147	46 827 943
	c	11 524		35 669	19 146 634
TOTAL PER ML category	a		1	2	82
	b	11 524	598 320	7 748 147	53 299 478
	c	11 524		35 669	22 602 210

3 TABLE SHOWING EXPORTS TO UNITED NATIONS-MANDATED OR OTHER INTERNATIONAL MISSIONS IN 2015

Exporting State	United Nations-Mandated or Other International Missions	Description of Goods
Republic of Serbia	European Union-United Nations Interim Force in Lebanon (UNFIL)	<ul style="list-style-type: none"> • Ground vehicles and components • Smooth-bore weapons with a calibre of less than 20mm, other arms and automatic weapons with a calibre of 12,7mm (calibre 0,50 inches) • Electronic equipment • Fire control and related alerting and warning equipment
	ERF 15-04: Combined Resolve IV (Germany)	<ul style="list-style-type: none"> • Smooth-bore weapons with a calibre of less than 20mm, other arms and automatic weapons with a calibre of 12,7mm (calibre 0,50 inches) • Electronic equipment • Armoured or protective equipment • Fire control and related alerting and warning equipment
	Capable Logistician 2015 (Hungary)	<ul style="list-style-type: none"> • Miscellaneous equipment, materials and 'libraries'
	United Nations Multidimensional Integrated Stabilization Mission in the Central African Republic (MINUSCA) II	<ul style="list-style-type: none"> • Electronic equipment
	ERF 15-06: Allied Spirit II (Germany)	<ul style="list-style-type: none"> • Smooth-bore weapons with a calibre of less than 20mm, other arms and automatic weapons with a calibre of 12,7mm (calibre 0,50 inches) • Electronic equipment • Armoured or protective equipment • Ammunition and fuzes • Fire control and related alerting and warning equipment
	Tank Biathlon 2015 (Russian Federation)	<ul style="list-style-type: none"> • Electronic equipment • Miscellaneous equipment, materials and 'libraries' • Fire control and related alerting and warning equipment
	United Nations Multidimensional Integrated Stabilization Mission in the Central African Republic (MINUSCA) III	<ul style="list-style-type: none"> • Smooth-bore weapons with a calibre of less than 20mm, other arms and automatic weapons with a calibre of 12,7mm (calibre 0,50 inches) • Ammunition and fuzes
	ERF 16-01: Combined Resolve V (Germany)	<ul style="list-style-type: none"> • Smooth-bore weapons with a calibre of less than 20mm, other arms and automatic weapons with a calibre of 12,7mm (calibre 0,50 inches) • Electronic equipment • Armoured or protective equipment • Ammunition and fuzes • Fire control and related alerting and warning equipment

4 INFORMATION ON NATIONAL LEGISLATION RELEVANT TO ARMS EXPORT CONTROL

State	National Legislation	EU Code of Conduct/EU Common Position	Brokering Provisions
Albania	<p>The Council of Ministers' Decision No. 604, dated 28.8.2003 "On Approval, in Principle, of the European Union Code of Conduct on Arms Exports".</p> <p>Law No. 9707, dated 5.4.2007, "On State Control of Import-Export of Military Goods and Dual-Use Goods And Technologies", as amended.</p> <p>The Council of Ministries' Decision No. 106, dated 9.2.2011 "On the Adoption of the Updated List of Military Goods and the List of Dual-use Goods and Technologies subject to State Import-Export Control."</p> <p>The Council of Ministers' Decision No. 43, dated 16.1.2008, "On the Organization, Function and Status of the State Export Control Authority", as amended.</p> <p>The Council of Ministers' Decision No. 76, dated 30.12.2008, "On Designated Format, Schedules and Presentation Time of Reports".</p> <p>The Council of Ministers' Decision No. 304, dated 25.3.2009 "On the Procedures of the State Export Control Authority (AKSHE) to Carry Out the Expertise and Control".</p> <p>The Council of Ministers' Decision No. 305, dated 25.3.2009, "On Defining the Procedures of Issuing Legal Documents of Guarantee in the Field of State Control of Import-Export of Military Goods and Dual-Use Goods and Technologies".</p> <p>The Council of Ministers' Decision No. 341, dated 8.4.2009, "On the Definition of Fares for Legal Documents Issued by the State Export Control Authority (AKSHE) to Subjects Involved in International Transfers of Military Goods and Dual-Use Goods and Technologies".</p> <p>Arms Trade Treaty (ATT), ratified with the Law No. 6/2014, dated 30.1.2014, "On the Ratification of the Arms Trade Treaty".</p> <p>Law No. 74/2014 "On Weapons," dated 10.7.2014.</p>	<p>The Council of Ministers' Decision No. 604, dated 28.8.2003, "On Approval, in Principle, of the European Union Code of Conduct on Arms Exports".</p> <p>Alignment with the Council's Common Position 2008/944/CFSP.</p>	<p>Law No. 9707, dated 5.4.2007, "On State Control of Import-Export of Military Goods and Dual-Use Goods And Technologies".</p>

State	National Legislation	EU Code of Conduct/EU Common Position	Brokering Provisions
Bosnia and Herzegovina	<p>The Law on Control of Foreign Trade of Goods and Services of Strategic Importance for the Security of Bosnia and Herzegovina ("Official Gazette of BiH" No. 103/09).</p> <p>Guidelines for the Procedure of Registration of Legal Entities and Individuals for International Transfers of Goods and Services of Strategic Importance for the Security of Bosnia and Herzegovina ("Official Gazette of BiH" No. 19/10).</p> <p>Guidelines for the Requirements and Procedure for Licensing International Transfers of Goods and Services of Strategic Importance for the Security of Bosnia and Herzegovina ("Official Gazette of BiH" No. 19/10).</p> <p>Guidelines on the Manner and Procedure for Regulating Temporary Import, Temporary Export and Transit of Sporting and Hunting Weapons and Ammunition ("Official Gazette of BiH" No. 19/10).</p> <p>Guidelines on Conducting Oversight of Legal Entities and Individuals that Have Been Licensed or Registered for the Performance of International Transfers of Goods from the Control Lists ("Official Gazette of BiH" No. 28/10).</p> <p>EU Council Common Position 2008/944/CFSP, dated 8.12.2008, Defining Common Rules Governing Control of Exports of Military Technology and Equipment ("Official Gazette of BiH" No. 30/10).</p> <p>Common Military List ("Official Gazette of BiH" No. 40/10).</p>	<p>The 2009 Law has been harmonized with the:</p> <p>EU Council Common Position 2008/944/CFSP dated 8.12.2008, Defining Common Rules Governing Control of Exports of Military Technology and Equipment.</p> <p>Common Position 2003/468/CFSP on the Control of Arms Brokering.</p> <p>EU Council Joint Action 2000/401/CFSP Concerning the Control of Technical Assistance Related to Certain Military End-Uses.</p>	<p>The 2009 Law has been harmonized with the Common Position of the Council of Europe on the Controls of Arms Brokering.</p>

State	National Legislation	EU Code of Conduct/EU Common Position	Brokering Provisions
Montenegro	Law on Foreign Trade in Weapons, Military Equipment and Dual-Use Goods ("Official Journal of Montenegro", No. 80/08).	<p>In May 2008 the Montenegrin Ministry of Interior officially informed the European Commission of its intention to observe all of the criteria of the EU Code of Conduct, in its procedures of control of weapons, military equipment and dual-use goods exports.</p> <p>In February 2009, the Ministry of Economic Development officially informed the European Commission that the Republic of Montenegro will observe the Council's Common Position 2008/944/CFSP.</p> <p>In addition, the criteria of EU Code of Conduct have been incorporated into the Law on Foreign Trade in Weapons, Military Equipment and Dual-Use Goods (Articles 18, 19 and 20).</p>	<p>Provisions of Article 9, items 11 and 12 and Article 8 of the Law define the term and regulate the control of brokering activities.</p> <p>By expanding controls so as to include brokering and brokering activities, the area of arms brokering control has been brought into conformity with the European Union Council's Common Position 2003/468/CFSP, which prescribes that a brokering license shall be required from the authorities of the country where brokering takes place, or the country where the broker is seated or resides.</p>

State	National Legislation	EU Code of Conduct/EU Common Position	Brokering Provisions
Republic of Serbia	Law on Export and Import of Arms and Military Equipment („Official Gazette of the Republic of Serbia" No. 107/14).	Article 17 - Criteria from EU Common Position included.	Included.

State	National Legislation	EU Code of Conduct/EU Common Position	Brokering Provisions
The former Yugoslav Republic of Macedonia	<p>Law on Weapons („Official Gazette of the Republic of Macedonia", No. 7/05, 47/06, 42/07, 86/08, 72/10, 142/10, 158/11, 119/13, 164/13, 152/15 and 193/15).</p> <p>Law on Production and Trade in Arms and Military Equipment ("Official Gazette of the Republic of Macedonia" No. 54/02, 84/07, 161/09, 145/10, 119/13, 164/13, 41/14 and 192/15).</p>	<p>The former Yugoslav Republic of Macedonia unilaterally adhered to the European Code of Conduct on Arms Exports in November 2004.</p> <p>In June 2010, the former Yugoslav Republic of Macedonia aligned with the Council Common Position 2008/944/CFSP dated 8.12.2008.</p>	Law on Weapons ("Official Gazette of the Republic of Macedonia", No. 119/2013).

5 TABLE OF REGIONAL ACTIVITIES, WHICH STATES PARTICIPATED IN DURING 2015⁸

Event Location, Host Country and Date	Participants	State or Organization Supporting the Activity	Description of the Activity
Tirana, Albania 11 March 2015	Albania, Bosnia and Herzegovina, Montenegro, Serbia, the former Yugoslav Republic of Macedonia	SEESAC	13 th Regional Information Exchange Process (RIEP) meeting
Budva, Montenegro 11 June 2015	Albania, Bosnia and Herzegovina, Montenegro, Serbia, the former Yugoslav Republic of Macedonia	SEESAC	14 th Regional Information Exchange Process (RIEP) meeting
Zagreb, Croatia 29-30 June 2015	Albania, Bosnia and Herzegovina, Serbia, the former Yugoslav Republic of Macedonia	U.S. State Department/ EXBS	Regional Seminar on Transport, Transit and Transshipment Control
Belgrade, Serbia 13-14 October 2015	Albania, Bosnia and Herzegovina, Montenegro, Serbia	COARM/BAFA	Regional Seminar on Export Controls of Military Goods
Belgrade, Serbia 29 October 2015	Albania, Bosnia and Herzegovina, Montenegro, Serbia, the former Yugoslav Republic of Macedonia	SEESAC	15 th Regional Information Exchange Process (RIEP) meeting
Belgrade, Serbia 30 October 2015	Albania, Bosnia and Herzegovina, Montenegro, Serbia, the former Yugoslav Republic of Macedonia	SEESAC	Presentation of Arms Transfers Controls Achievements in the Western Balkans

⁸ The table only includes activities related to conventional arms export controls in which at least two states in the region participated.

6 TABLE SHOWING INTERNET ADDRESSES AND CONTACT DETAILS OF NATIONAL AUTHORITIES RESPONSIBLE FOR ARMS EXPORT CONTROL

State	Institution	Contact Details	Website
Albania	State Export Control Authority	Address: Rr. "Skënderbej", Pall, 4 Kati V 1000 Tiranë Tel/Fax: +355 4 2416 096 E-mail: info_akshe@mod.gov.al	www.akshe.gov.al
Bosnia and Herzegovina	Ministry of Foreign Trade and Economic Relations	Address: Musala 9 71000 Sarajevo Tel: +387 33 220 546 Fax: +387 33 220 091 E-mail: dragisa.mekic@mvteo.gov.ba	www.mvteo.gov.ba
	Ministry of Defence	Address: Hamdije Kreševljakovića 98 71000 Sarajevo Tel: +387 33 286 545	www.mod.gov.ba
	Ministry of Foreign Affairs	Address: Musala 2 71000 Sarajevo Tel: +387 33 281 100	www.mfa.gov.ba
	Ministry of Security	Address: Trg BiH 2 71000 Sarajevo Tel: +387 33 213 623	www.msb.gov.ba
Montenegro	Ministry of Economy	Address: Rimski trg 45 81000 Podgorica Tel: +382 20 482 294 Fax: +382 20 234 576	www.mek.gov.me
	Ministry of Defence	Address: Jovana Tomasevica 29 81000 Podgorica Tel: + 382 20 483 297 Fax: +382 20 483 261	www.mod.gov.me/ ministarstvo
	Ministry of Interior	Address: Bulevar Svetog Petra Cetinjskog 22 81000 Podgorica Tel: + 382 20 481 801 Fax: +382 20 227 325	www.mup.gov.me
	Ministry of Foreign Affairs and European Integration	Address: Stanka Dragojevića 2 81000 Podgorica Tel: + 382 20 244 413 Fax: +382 20 225 702	www.mvp.gov.me/ ministarstvo

State	Institution	Contact Details	Website
Republic of Serbia ⁹	Ministry of Trade, Tourism and Telecommunications	Address: Nemanjina 26 11000 Belgrade Tel: +381 11 2642 115	www.mtt.gov.rs
The former Yugoslav Republic of Macedonia	Ministry of Interior	Address: Dimce Mircev 9 1000 Skopje	www.moi.gov.mk
	Ministry of Foreign Affairs	Address: Bulevar Filip II Macedonian 7 1000 Skopje	www.mfa.gov.mk
	Ministry of Economy	Address: Jurij Gagarin 15 1000 Skopje	www.economy.gov.mk

⁹ In the process of deciding on the request, the competent ministry obtains an approval from the Ministry of Foreign Affairs, the Ministry of Defence, the Ministry of Interior and the Security Information Agency.

www.seesac.org

