



*Empowered lives.
Resilient nations.*

REGIONAL REPORT ON ARMS EXPORTS IN 2012



**REGIONAL REPORT
ON ARMS EXPORTS IN
2012**



The South Eastern and Eastern Europe Clearinghouse for the Control of Small Arms and Light Weapons (SEESAC) has a mandate from the United Nations Development Programme (UNDP) and the Regional Cooperation Council (RCC) to support all national and international stakeholders by strengthening national and regional capacity to control and reduce the proliferation and misuse of small arms and light weapons, and thus contribute to enhanced stability, security and development in South Eastern and Eastern Europe.

For further information contact:

SEESAC Coordinator
Hadži Melentijeva 30
11000 Belgrade
Serbia
Tel: (+381) (11) 344 6353; 383 6972; 383 6974
Fax: (+381) (11) 344 6356
www.seesac.org

REGIONAL REPORT ON ARMS EXPORTS IN 2012, BELGRADE, 2014

ACKNOWLEDGEMENTS

We would like to express our gratitude to the national authorities responsible for arms exports control in Albania, Bosnia and Herzegovina, Croatia, Montenegro, Serbia, and the former Yugoslav Republic of Macedonia who have made this report possible. The publication of the Regional Report on Arms Exports in 2012 was generously supported by the Ministry of Foreign Affairs of the Kingdom of Norway through the Phase II of SEESAC's Support for an *Arms Control Programme in the Western Balkans* project.

© SEESAC 2014 - All rights reserved
ISBN: 978-86-7728-210-3

Printed by: Bigraf Plus, Belgrade
Circulation: 200 copies

Editors: Ivan Zveržhanovski, PhD
Iva Savić



The views expressed in this report do not necessarily represent those of the Regional Cooperation Council or the United Nations Development Programme. The designations employed and the presentation of material in this publication do not imply the expression of the Regional Cooperation Council or the United Nations Development Programme concerning 1) the legal status of any country, territory or area, or of its authorities or armed groups; or 2) the delineation of its frontiers or boundaries.

INTRODUCTION

The possibility of producing a regional annual report on arms exports for South East Europe was discussed at the EU outreach events in Serbia (December 2007) and Slovenia (May 2008). Under the auspices of SEESAC, an agreement was reached to produce a regional report at a conference in Montenegro (June 2009).

All states in the region have already produced national reports that contain detailed information on their arms exports and with the support of SEESAC, thirty one (31) reports have been translated into English language and printed. These national reports should remain the primary source of information on each country's arms exports.

The production of a regional annual report on arms exports is intended to help to consolidate the gains in transparency that have already been made in the region, while also demonstrating an ability and willingness to uphold the commitments associated with the Council Common Position 2008/944/CFSP defining common rules governing control of exports of military technology and equipment.

The report is a practical example of successful co-operation within the framework of the Regional Co-operation Council (RCC). Moreover, the report is evidence of the existing administrative capacity in the region and the desire to further comply with EU policies in the field of export controls.

The present report contains detailed information on arms exports of Albania, Bosnia and Herzegovina, Croatia, Montenegro, Serbia, and the former Yugoslav Republic of Macedonia during 2012. A single, unified method for data collection and reporting has been used by all five participating countries and it includes the number and value of all arms export licences issued in 2012, as well as the value of all exports which were realized based on those licences, regardless of whether the utilization took place in 2012 or 2013.

Furthermore the report contains data on transfers to United Nations-mandated or other international missions, key national legislation governing arms transfers, details of regional activities in which at least two states in the region have participated and contact information for different ministries tasked with controlling transfers of conventional weapons.

The production of the regional report was made possible through the generous support of the Ministry of Foreign Affairs of the Kingdom of Norway, through the SEESAC implemented project *Support for an Arms Control Programme in the Western Balkans*.

CONTENTS

ANNEXES.....	7
I. BRIEF DESCRIPTION OF EU COMMON MILITARY LIST CATEGORIES	9
II. TABLES SETTING OUT EXPORTS PER DESTINATION, PER REGION AND WORLD WIDE	10
EXPORTS WORLDWIDE	10
EXPORTS PER DESTINATION	12
EXPORTS PER REGION.....	48
Central America and the Caribbean.....	48
(Antigua and Barbuda, Bahamas, Barbados, Belize, Costa Rica, Cuba, Dominica, Dominican Republic, El Salvador, Grenada, Guatemala, Haiti, Honduras, Jamaica, Mexico, Nicaragua, Panama, Saint Kitts and Nevis, Saint Lucia, Saint Vincent and Grenadines, Trinidad and Tobago)	
Central Asia.....	49
(Kazakhstan, Kyrgyzstan, Tajikistan, Turkmenistan, Uzbekistan)	
European Union.....	50
(Austria, Belgium, Bulgaria, Cyprus, Czech Republic, Denmark, Denmark (Greenland), Denmark (Faeroes), Estonia, Finland, France, France (New Caledonia), Germany, Greece, Hungary, Ireland, Italy, Latvia, Lithuania, Luxembourg, Malta, Netherlands, Netherlands (Aruba), Netherlands (Netherlands Antilles), Poland, Portugal, Romania, Slovakia, Slovenia, Spain, Sweden, United Kingdom, United Kingdom (Bermuda), United Kingdom (British Virgin Islands), United Kingdom (Cayman Islands), United Kingdom (Falkland Islands), United Kingdom (Gibraltar), United Kingdom (St Helena))	
Middle East.....	52
(Bahrain, Egypt, Iran, Iraq, Israel, Jordan, Kuwait, Lebanon, Oman, Palestinian controlled territories, Qatar, Saudi Arabia, Syria, United Arab Emirates, Yemen)	
North Africa	54
(Algeria, Libya, Morocco, Tunisia)	
North America.....	56
(Canada, United States)	
North East Asia.....	58
(China (Mainland), China (Hong Kong), China (Macao), Korea (Democratic People's Republic of), Korea (Republic of), Japan, Mongolia, Taiwan)	
Oceania.....	59
(Australia, Fiji, Kiribati, Marshall Islands, Micronesia (Fed. States of), Nauru, New Zealand, Palau, Papua New Guinea, Samoa, Solomon Islands, Tonga, Tuvalu, Vanuatu)	
Other European Countries	60
(Albania, Andorra, Armenia, Azerbaijan, Belarus, Bosnia and Herzegovina, Croatia, the former Yugoslav Republic of Macedonia, Georgia, Holy See, Iceland, Kosovo (under UNSCR 1244/99), Liechtenstein, Monaco, Montenegro, Norway, Republic of Moldova, Russian Federation, Serbia, St Marino, Switzerland, Turkey, Ukraine)	
South America	62
(Argentina, Bolivia, Brazil, Chile, Colombia, Ecuador, Guyana, Paraguay, Peru, Suriname, Uruguay, Venezuela)	

South Asia	64
(Afghanistan, Bangladesh, Bhutan, India, Maldives, Nepal, Pakistan, Sri Lanka)	
South East Asia	66
(Brunei, Cambodia, Indonesia, Laos, Malaysia, Myanmar, Philippines, Singapore, Thailand, Timor Leste, Vietnam)	
Sub-Saharan Africa.....	68
(Angola, Benin, Botswana, Burkina Faso, Burundi, Cameroon, Cape Verde, Central African Republic, Chad, Comoros, Congo (Republic of), Congo (Democratic Republic of), Djibouti, Equatorial Guinea, Eritrea, Ethiopia, Gabon, Gambia, Ghana, Guinea, Guinea- Bissau, Ivory Coast, Kenya, Lesotho, Liberia, Madagascar, Malawi, Mali, Mauritania, Mauritius, Mozambique, Namibia, Niger, Nigeria, Rwanda, Sao Tome and Principe, Senegal, Seychelles, Sierra Leone, Somalia, South Africa, South Sudan, Sudan, Swaziland, Tanzania, Togo, Uganda, Zambia, Zimbabwe)	
III. TABLES SHOWING EXPORTS TO UNITED NATIONS-MANDATED OR OTHER INTERNATIONAL MISSIONS IN 2012.....	70
IV. INFORMATION ON NATIONAL LEGISLATION RELEVANT TO ARMS EXPORT CONTROL	71
V. TABLE OF REGIONAL ACTIVITIES IN WHICH STATES PARTICIPATED DURING 2012	77
VI. TABLE SHOWING INTERNET ADDRESSES AND CONTACT DETAILS OF NATIONAL AUTHORITIES RESPONSIBLE FOR ARMS EXPORT CONTROL	78

ANNEXES

The Information on Conventional Arms Exports by Albania, Croatia, Bosnia and Herzegovina, Montenegro, Serbia and the former Yugoslav Republic of Macedonia, based on the licences issued in the period from 1 January to 31 December 2012. The attached tables contain the following information:

- I. **BRIEF DESCRIPTION OF EU COMMON MILITARY LIST CATEGORIES**
- II. **TABLES SETTING OUT EXPORTS PER DESTINATION, PER REGION AND WORLDWIDE**
 Figures are broken down by State, and where possible by EU Common Military List category ⁽¹⁾, where (a) = number of licenses issued, (b) = value of licenses issued in Euros and (c) = the value of arms exports in Euros ⁽²⁾ ⁽³⁾ ⁽⁴⁾
- III. **TABLE SHOWING EXPORTS TO UNITED NATIONS-MANDATED OR OTHER INTERNATIONAL MISSIONS IN 2012**
- IV. **INFORMATION ON NATIONAL LEGISLATION RELEVANT TO ARMS EXPORT CONTROL**
- V. **TABLE OF REGIONAL ACTIVITIES IN WHICH STATES PARTICIPATED DURING 2012**
- VI. **TABLE SHOWING INTERNET ADDRESSES AND CONTACT DETAILS OF NATIONAL AUTHORITIES RESPONSIBLE FOR ARMS EXPORT CONTROL**

- 1 See page 9 below for brief descriptions of Military List categories..
- 2 In many cases, transfers of controlled goods may pass through two or more states covered by this report before being delivered to their final destination. For this reason, there is likely to be a considerable amount of 'double counting' in this report, with the same transfer being reported multiple times by different states. The report should not, therefore, be used to generate an estimate of the combined value of the region's arms exports.
- 3 To make the table more readable, nil values and/or the mention 'not available' are omitted, and empty rows deleted.
- 4 Concerning the Republic of Serbia:
 The Annual Report of the Republic of Serbia includes, inter alia, data on arms exports broken down by export destination – i.e. the country of the buyer, together with the data on the end-user country - while agreed method in the Regional Report is to have data broken down only by end-user country. For this reason, data from the Annual Report of the Republic of Serbia may be different from the data published in the Regional Annual Report.
 The Republic of Serbia's national regulations allow for situations where a number of different products - which may cover a range of different control categories - are attached to one license. Such transfers have been marked with a single asterisk (*).
- 5 In cases when the export did not have a commercial value, but was conducted for purposes of testing or providing samples, the value of the issued licence and realized export were left 0. Such cases are marked with (#).

BRIEF DESCRIPTIONS OF EU COMMON MILITARY LIST CATEGORIES

- ML1** Smooth-bore weapons with a calibre of less than 20 mm, other arms and automatic weapons with a calibre of 12,7 mm (calibre 0,50 inches) or less and accessories, and specially designed components therefor
- ML2** Smooth-bore weapons with a calibre of 20 mm or more, other weapons or armament with a calibre greater than 12,7 mm (calibre 0,50 inches), projectors and accessories, and specially designed components therefor
- ML3** Ammunition and fuse setting devices, and specially designed components therefor
- ML4** Bombs, torpedoes, rockets, missiles, other explosive devices and charges and related equipment and accessories, and specially designed components therefor
- ML5** Fire control, and related alerting and warning equipment, and related systems, test and alignment and countermeasure equipment, specially designed for military use, and specially designed components and accessories therefor
- ML6** Ground vehicles and components.
- ML7** Chemical or biological toxic agents, 'riot control agents', radioactive materials, related equipment, components and materials
- ML8** 'Energetic materials', and related substances
- ML9** Vessels of war, (surface or underwater) special naval equipment, accessories, components and other surface vessels
- ML10** 'Aircraft', 'lighter than air vehicles', Unmanned Airborne Vehicles ("UAVs"), aero-engines and 'aircraft' equipment, related equipment and components, specially designed or modified for military use.
- ML11** Electronic equipment, "spacecraft" and components, not specified elsewhere on the EU Common Military List, and specially designed components therefor
- ML12** High velocity kinetic energy weapon systems and related equipment, and specially designed components therefor.
- ML13** Armoured or protective equipment, constructions and components
- ML14** Specialised equipment for military training or for simulating military scenarios, simulators specially designed for training in the use of any firearm or weapon specified by ML1 or ML2, and specially designed components and accessories therefor
- ML15** Imaging or countermeasure equipment, specially designed for military use, and specially designed components and accessories therefor
- ML16** Forgings, castings and other unfinished products are specially designed for any products specified by ML1 to ML4, ML6, ML9, ML10, ML12 or ML19
- ML17** Miscellaneous equipment, materials and 'libraries', and specially designed components therefor
- ML18** Production equipment and components.
- ML19** Directed energy weapon systems (DEW), related or countermeasure equipment and test models, and specially designed components therefor
- ML20** Cryogenic and 'superconductive' equipment, and specially designed components and accessories therefor
- ML21** 'Software'.
- ML22** 'Technology'.



The latest version of the EU Military List is available at
<http://www.seesac.org/res/files/failovi/600.pdf>

TABLES SETTING OUT EXPORTS PER DESTINATION, PER REGION AND WORLDWIDE

EXPORTS WORLDWIDE

WORLDWIDE		ML 1	ML 2	ML 3	ML 4	ML 5	ML 6	ML 7
Albania	a	6		9			1	
	b	1 978 822		4 828 300			24 900	
	c	965 854		726 420			24 900	
Bosnia and Herzegovina	a	1	7	81	2	4		1
	b	37 574	2 311 015	43 345 170	14 720	239 690	49 681	
	c		2 311 015	37 900 129	14 720	239 027	49 681	
Croatia	a	121	5	8	1		4	1
	b	200 306 123	4 450 908	17 552 416	1 364		555 515	23 610
	c	54 425 892	2 945 152	9 046 632			216 683	23 610
the former Yugoslav Republic of Macedonia	a			2				4
	b			9 960				177 551
	c			9 960				177 551
Montenegro	a	7	3	8				
	b	506 688	1 143 888	595 854				
	c	132 784	31 500	86 474				
Serbia	a	103	11	136	15	1	5	2
	b	43 393 876	25 029 768	176 081 329	4 262 701	4 650 664	15 134 413	898 616
	c	21 082 176	2 381 241	61 423 622	2 406 253	3 630 031	10 568 623	898 616
TOTAL PER ML category	a	238	26	244	18	5	11	7
	b	246 223 083	32 935 579	242 413 029	4 278 785	4 890 354	15 764 509	1 099 777
	c	76 606 707	7 668 908	109 193 237	2 420 973	3 869 058	10 859 887	1 099 777

WORLDWIDE		ML 8	ML 9	ML 10	ML 11	ML 12	ML 13	ML 14	ML 15
Albania	a								
	b								
	c								
Bosnia and Herzegovina	a	1		3					
	b	13 750		228 028					
	c	13 750		176 760					
Croatia	a	1			2		34		
	b				575		6 177 059		
	c				575		3 059 717		
the former Yugoslav Republic of Macedonia	a	1							
	b	230 830							
	c	230 830							
Montenegro	a			19	1				
	b			2 644 966	18 500				
	c			2 501 282	3 500				
Serbia*	a	48		4			14		3
	b	18 071 915		10 255 842	1 797 510	772 493	4 075 500	113 675	2 960 517
	c	6 111 629		10 202 796	1 797 510	363 278	1 114 529	113 675	2 567 443
TOTAL PER ML category	a	51		26	3		48		3
	b	18 316 495		13 128 836	1 816 585	772 493	10 252 559	113 675	2 960 517
	c	6 356 209		12 880 838	1 801 585	363 278	4 174 246	113 675	2 567 443

WORLDWIDE		ML 16	ML 17	ML 18	ML 22	TOTAL per destination
Albania	a					16
	b					6 832 022
	c					1 717 174
Bosnia and Herzegovina	a	1				101
	b	39 326				46 278 954
	c	39 326				40 744 408
Croatia	a		2	1		180
	b		293	58 339		229 126 202
	c		293	58 339		69 776 894
the former Yugoslav Republic of Macedonia	a					7
	b					418 341
	c					418 341
Montenegro	a					38
	b					4 909 896
	c					2 755 540
Serbia	a	1	1	7	15	366
	b	41 164	14 177 931	7 446 199	19 446 647	348 610 758
	c	41 164	5 670 931	6 777 275	8 942 158	146 092 951
TOTAL PER ML category	a	2	3	8	15	708
	b	80 490	14 178 224	7 504 538	19 446 647	636 176 173
	c	80 490	5 671 224	6 835 614	8 942 158	261 505 308

Key

a = number of licenses issued

b = value of licenses issued in Euros

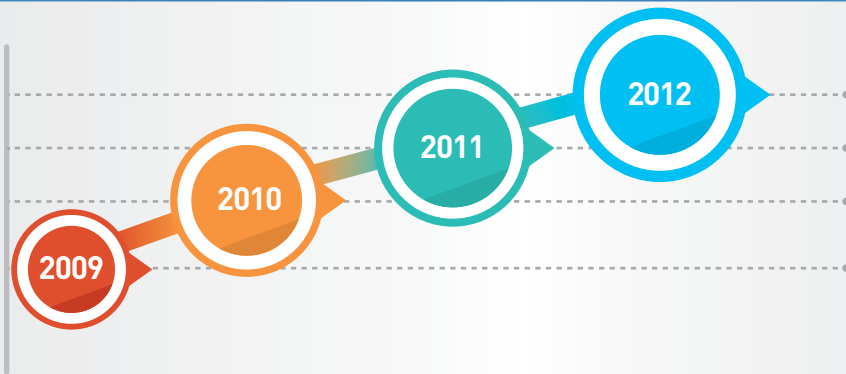
c = value of arms exports in Euros

EXPORT TO WORLDWIDE

261,505,308 €

636,176,173 € VALUE OF LICENSES ISSUED IN EUROS

41.11%
OF VALUE
OF LICENSES ISSUED
WAS USED

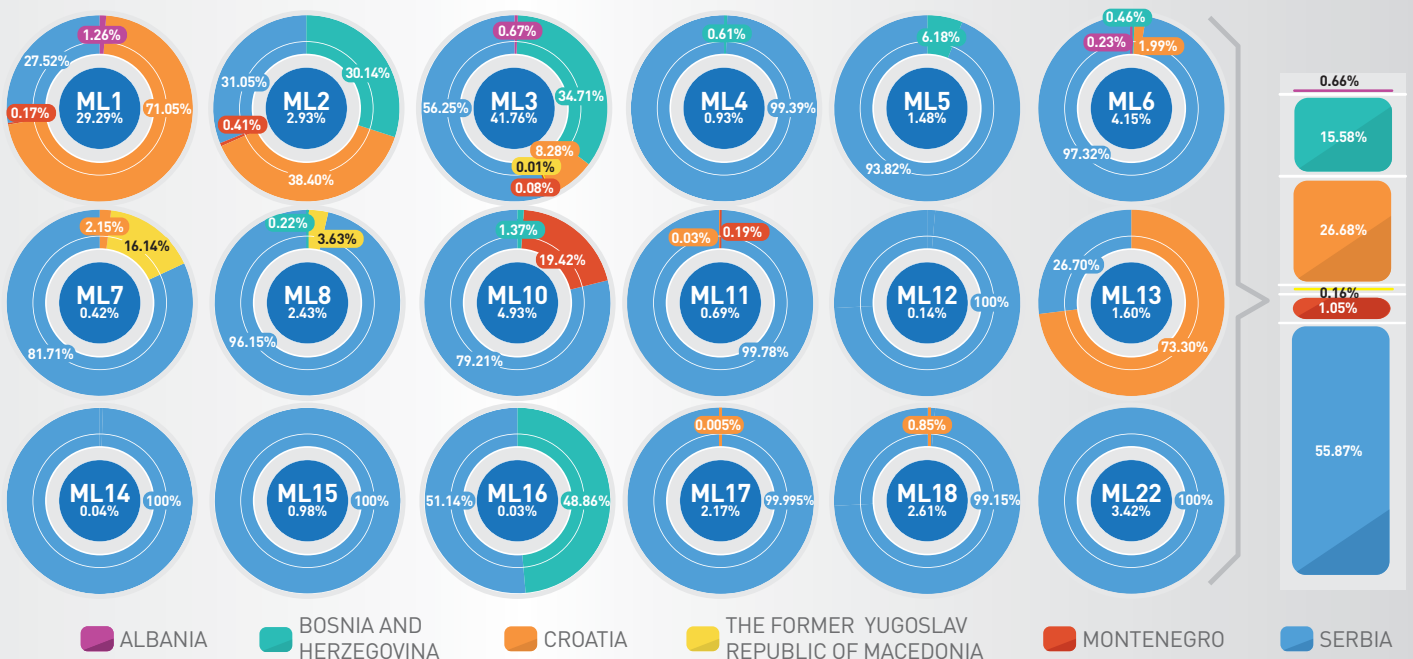
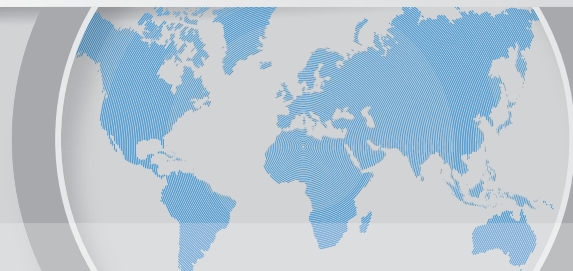


15.97% EXPORTS GROWTH
COMPARED TO 2011

20.35% EXPORTS GROWTH
COMPARED TO 2010

94.98% EXPORTS GROWTH
COMPARED TO 2009

708 LICENSES ISSUED



Transfers of controlled goods may pass through two or more states covered by this report before being delivered to their final destination. For this reason, there is likely to be a considerable amount of double counting in this report, with the same transfer being reported multiple times by different states. The report should not, therefore, be used to generate an estimate of the combined value of the region's arms exports.

ARMS EXPORTS PER DESTINATION IN 2012

AFGHANISTAN						
		ML 1	ML 2	ML 3	ML 5	TOTAL per destination
Bosnia and Herzegovina	a		2		1	3
	b		1 586 835		208 144	1 794 979
	c		1 586 835		208 144	1 794 979
Montenegro	a			1		1
	b			64 052		64 052
	c			64 052		64 052
Serbia	a	3		4		7
	b	407 089		1 045 587		1 452 676
	c	12 993		1 020 814		1 033 807
TOTAL PER ML category	a	3	2	5	1	11
	b	407 089	1 586 835	1 109 639	208 144	3 311 707
	c	12 993	1 586 835	1 084 866	208 144	2 892 838

ALGERIA							
		ML 1	ML 2	ML 3	ML 5	ML 17	TOTAL per destination
Bosnia and Herzegovina	a			1			1
	b			32 352			32 352
	c			32 352			32 352
Serbia*	a	1	1	1		1	4
	b	584 850	1 276 409	1 776 461	57 054	14 177 931	17 872 705
	c	584 850		1 776 461	57 054	5 670 931	8 089 296
TOTAL PER ML category	a	1	1	2		1	5
	b	584 850	1 276 409	1 808 813	57 054	14 177 931	17 905 057
	c	584 850		1 808 813	57 054	5 670 931	8 121 648

Key

| a = number of licenses issued

| b = value of licenses issued in Euros

| c = value of arms exports in Euros

ARGENTINA			
		ML 1	TOTAL per destination
Serbia	a	1	1
	b	49 020	49 020
	c		
TOTAL PER ML category	a	1	1
	b	49 020	49 020
	c		

AUSTRALIA				
		ML 1	ML 3	TOTAL per destination
Serbia	a	2	3	5
	b	112 978	878 836	991 814
	c	112 978	654 733	767 711
TOTAL PER ML category	a	2	3	5
	b	112 978	878 836	991 814
	c	112 978	654 733	767 711

Key | a = number of licenses issued | b = value of licenses issued in Euros | c = value of arms exports in Euros

AUSTRIA						
		ML 1	ML 2	ML 3	ML 8	TOTAL per destination
Albania	a	1		1		2
	b	1 184 542		242 328		1 426 870
	c	203 709				203 709
Bosnia and Herzegovina	a			1		1
	b			36 421		36 421
	c			17 938		17 938
Croatia	a	8	2			10
	b	87 407	885			88 292
	c	80 466	516			80 982
Montenegro	a	1				1
	b	73 747				73 747
	c	73 746				73 746
Serbia	a	9		1	1	11
	b	910 723		61 118	2 700	974 540
	c	772 002		61 118		833 120
TOTAL PER ML category	a	19	2	3	1	25
	b	2 256 419	885	339 867	2 700	2 599 870
	c	1 129 923	516	79 056		1 209 495

AZERBAIJAN								
		ML 1	ML 3	ML 8	ML 13	ML 18	ML 22	TOTAL per destination
Serbia*	a	4	2			7	3	16
	b	398 571	664 643	2 040	80 700	7 446 199	2 636 097	11 228 250
	c	398 571	504 091			6 777 275	1 355 937	9 035 874
TOTAL PER ML category	a	4	2			7	3	16
	b	398 571	664 643	2 040	80 700	7 446 199	2 636 097	11 228 250
	c	398 571	504 091			6 777 275	1 355 937	9 035 874

Key | a = number of licenses issued | b = value of licenses issued in Euros | c = value of arms exports in Euros

BAHRAIN			
		ML 13	TOTAL per destination
Serbia	a	4	4
	b	349 180	349 180
	c	349 180	349 180
TOTAL PER ML category	a	4	4
	b	349 180	349 180
	c	349 180	349 180

BANGLADESH							
		ML 2	ML 3	ML 5	ML 6	ML 13	TOTAL per destination
Croatia	a					1	1
	b					1 344 000	1 344 000
	c						
Montenegro	a		1				1
	b		430				430
	c						
Serbia*	a	1					1
	b	11 015 369		1 020 632	4 111 107		16 147 109
	c						
TOTAL PER ML category	a	1	1			1	3
	b	11 015 369	430	1 020 632	4 111 107	1 344 000	17 491 539
	c						

BELARUS				
		ML 1	ML 3	TOTAL per destination
Serbia	a	2	2	4
	b	58 451	263 960	322 411
	c	58 451	263 960	322 411
TOTAL PER ML category	a	2	2	4
	b	58 451	263 960	322 411
	c	58 451	263 960	322 411

Key | a = number of licenses issued | b = value of licenses issued in Euros | c = value of arms exports in Euros

BELGIUM				
		ML 3	ML 8	TOTAL per destination
Bosnia and Herzegovina	a	3		3
	b	53 515		53 515
	c	53 515		53 515
Serbia	a	6	3	9
	b	13 079 149	149 880	13 229 029
	c	3 802 994	47 220	3 850 214
TOTAL PER ML category	a	9	3	12
	b	13 132 664	149 880	13 282 544
	c	3 856 509	47 220	3 903 729

BOSNIA AND HERZEGOVINA								
		ML 1	ML 3	ML 4	ML 8	ML 13	ML 22	TOTAL per destination
Croatia	a	5						5
	b	260 034						260 034
	c	258 211						258 211
Montenegro	a		1					1
	b		153 409					153 409
	c							
Serbia	a	4	4	2	5	4	1	20
	b	405 608	228 363	240 600	1 856 985	274 240	261	3 006 057
	c	44 023	228 363	238 500	1 261 255	274 240	261	2 046 642
TOTAL PER ML category	a	9	5	2	5	4	1	26
	b	665 642	381 772	240 600	1 856 985	274 240	261	3 419 500
	c	302 234	228 363	238 500	1 261 255	274 240	261	2 304 853

Key | a = number of licenses issued | b = value of licenses issued in Euros | c = value of arms exports in Euros

BOTSWANA			
		ML 3	TOTAL per destination
Serbia	a	1	1
	b	194 945	194 945
	c	194 945	194 945
TOTAL PER ML category	a	1	1
	b	194 945	194 945
	c	194 945	194 945

BRAZIL			
		ML 1	TOTAL per destination
Serbia	a	1	1
	b	2 220	2 220
	c	2 220	2 220
TOTAL PER ML category	a	1	1
	b	2 220	2 220
	c	2 220	2 220

Key | a = number of licenses issued | b = value of licenses issued in Euros | c = value of arms exports in Euros

BULGARIA										
		ML 1	ML 3	ML 4	ML 6	ML 7	ML 8	ML 10	ML 13	TOTAL per destination
Albania	a		1		1					2
	b	2 192 183		24 900						2 217 083
	c	275 696		24 900						300 596
Bosnia and Herzegovina	a		3							3
	b	608 963								608 963
	c	561 654								561 654
Croatia	a								3	3
	b							68 815		68 815
	c							3 400		3 400
the former Yugoslav Republic of Macedonia#	a					1	1			2
	b						230 830			230 830
	c						230 830			230 830
Montenegro	a		1						2	3
	b	156 864						83 213		240 077
	c							83 213		83 213
Serbia	a	2	7	2			20			31
	b	100 083	6 080 371	635 484			12 516 350			19 332 288
	c	100 083	1 003 527	224 613			2 318 488			3 646 712
TOTAL PER ML category	a	2	12	2	1	1	21	2	3	44
	b	100 083	9 038 381	635 484	24 900		12 747 180	83 213	68 815	22 698 056
	c	100 083	1 840 877	224 613	24 900		2 549 318	83 213	3 400	4 826 405

BURKINA FASO				
		ML 1	ML 3	TOTAL per destination
Serbia	a	2	1	3
	b	270 127	306 911	577 038
	c	270 127	306 911	577 038
TOTAL PER ML category	a	2	1	3
	b	270 127	306 911	577 038
	c	270 127	306 911	577 038

Key | a = number of licenses issued | b = value of licenses issued in Euros | c = value of arms exports in Euros

CAMBODIA			
		ML 6	TOTAL per destination
Serbia	a	1	1
	b	454 683	454 683
	c		
TOTAL PER ML category	a	1	1
	b	454 683	454 683
	c		

CAMEROON			
		ML 3	TOTAL per destination
Serbia	a	3	3
	b	4 588 750	4 588 750
	c	3 871 250	3 871 250
TOTAL PER ML category	a	3	3
	b	4 588 750	4 588 750
	c	3 871 250	3 871 250

CANADA				
		ML 1	ML 3	TOTAL per destination
Serbia	a	5	3	8
	b	313 902	463 335	777 237
	c	42 702	463 153	505 855
TOTAL PER ML category	a	5	3	8
	b	313 902	463 335	777 237
	c	42 702	463 153	505 855

Key | a = number of licenses issued | b = value of licenses issued in Euros | c = value of arms exports in Euros

CHILE					
		ML 3	ML 4	ML 8	TOTAL per destination
Bosnia and Herzegovina	a	1			1
	b	51 510			51 510
	c	51 510			51 510
Serbia	a	6	1	1	8
	b	2 088 776	12 504	12 455	2 113 735
	c	2 076 616	12 504		2 089 120
TOTAL PER ML category	a	7	1	1	9
	b	2 140 286	12 504	12 455	2 165 245
	c	2 128 126	12 504		2 140 630

COLOMBIA			
		ML 13	TOTAL per destination
Croatia	a	1	1
	b	480 750	480 750
	c	281 400	281 400
TOTAL PER ML category	a	1	1
	b	480 750	480 750
	c	281 400	281 400

Key | a = number of licenses issued | b = value of licenses issued in Euros | c = value of arms exports in Euros

CONGO (DEMOCRATIC REPUBLIC OF)						
		ML 1	ML 2	ML 3	ML 13	TOTAL per destination
Albania	a			1		1
	b			54 095		54 095
	c			54 094		54 094
Montenegro	a	1				1
	b	59 139				59 139
	c					
Serbia	a	2	1	2	1	6
	b	241 740	125 038	190 967	481 509	1 039 254
	c	116 702	125 038	190 967	481 509	914 216
TOTAL PER ML category	a	3	1	3	1	8
	b	300 879	125 038	245 062	481 509	1 152 488
	c	116 702	125 038	245 061	481 509	968 310

CROATIA								
		ML 1	ML 3	ML 4	ML 6	ML 10	ML 22	TOTAL per destination
Montenegro	a					2		2
	b					48 656		48 656
	c					29 656		29 656
Serbia	a	1	3	2	1	1	2	10
	b	8 596	392 116	367 060	11 283	53 046	8 866	840 967
	c	8 596	343 067	364 360	11 283		8 866	736 172
TOTAL PER ML category	a	1	3	2	1	3	2	12
	b	8 596	392 116	367 060	11 283	101 702	8 866	889 623
	c	8 596	343 067	364 360	11 283	29 656	8 866	765 828

CYPRUS			
		ML 3	TOTAL per destination
Serbia	a	1	1
	b	340 880	340 880
	c	340 880	340 880
TOTAL PER ML category	a	1	1
	b	340 880	340 880
	c	340 880	340 880

Key | a = number of licenses issued | b = value of licenses issued in Euros | c = value of arms exports in Euros

CZECH REPUBLIC					
		ML 1	ML 3	ML 6	TOTAL per destination
Albania	a	1	2		3
	b	28 848	1 689 425		1 718 273
	c		222 459		222 459
Bosnia and Herzegovina	a			1	1
	b			49 681	49 681
	c			49 681	49 681
Croatia	a		1		1
	b		486 001		486 001
	c				
the former Yugoslav Republic of Macedonia#	a		1		1
	b				
	c				
Serbia	a	1	2		3
	b	46 075	44 225		90 300
	c	46 075	44 225		90 300
TOTAL PER ML category	a	2	6	1	9
	b	74 923	2 219 651	49 681	2 344 255
	c	46 075	266 684	49 681	362 440

DENMARK (GREENLAND)				
		ML 1	ML 3	TOTAL per destination
Serbia	a	1	1	2
	b	31 000	42 800	73 800
	c	31 000	42 800	73 800
TOTAL PER ML category	a	1	1	2
	b	31 000	42 800	73 800
	c	31 000	42 800	73 800

Key | a = number of licenses issued | b = value of licenses issued in Euros | c = value of arms exports in Euros

EGYPT		ML 1	ML 2	ML 3	ML 4	ML 7
Bosnia and Herzegovina	a			3		
	b			1 092 875		
	c			504 000		
Croatia	a	2				
	b	1 700				
	c	1 650				
Montenegro	a		1	1		
	b		8 779	141 600		
	c					
Serbia*	a	1	1	1		1
	b	1 758	104 463	431 949	439 475	885 116
	c	440	104 463	431 949	439 475	885 116
TOTAL PER ML category	a	3	2	5		1
	b	3 458	113 242	1 666 424	439 475	885 116
	c	2 090	104 463	935 949	439 475	885 116

EGYPT		ML 11	ML 13	ML 15	ML 22	TOTAL per destination
Bosnia and Herzegovina	a					3
	b					1 092 875
	c					504 000
Croatia	a	1	3			6
	b	295	199 894			201 889
	c	295	199 894			201 839
Montenegro	a					2
	b					150 379
	c					
Serbia	a			1	2	7
	b			22 507	1 140 850	3 026 118
	c				1 010 083	2 871 525
TOTAL PER ML category	a	1	3	1	2	18
	b	295	199 894	22 507	1 140 850	4 471 261
	c	295	199 894		1 010 083	3 577 364

Key | a = number of licenses issued | b = value of licenses issued in Euros | c = value of arms exports in Euros

EQUATORIAL GUINEA			
		ML 10	TOTAL per destination
Montenegro	a	1	1
	b	12 601	12 601
	c		
TOTAL PER ML category	a	1	1
	b	12 601	12 601
	c		

ETHIOPIA				
		ML 2	ML 3	TOTAL per destination
Albania	a		1	1
	b		476 098	476 098
	c			
Serbia	a	1		1
	b	829 342		829 342
	c	829 342		829 342
TOTAL PER ML category	a	1	1	2
	b	829 342	476 098	1 305 440
	c	829 342		829 342

FINLAND				
		ML 6	ML 18	TOTAL per destination
Croatia	a	4	1	5
	b	555 515	58 339	613 854
	c	216 683	58 339	275 022
TOTAL PER ML category	a	4	1	5
	b	555 515	58 339	613 854
	c	216 683	58 339	275 022

Key

| a = number of licenses issued

| b = value of licenses issued in Euros

| c = value of arms exports in Euros

THE FORMER YUGOSLAV REPUBLIC OF MACEDONIA							
		ML 1	ML 3	ML 4	ML 8	ML 10	TOTAL per destination
Bosnia and Herzegovina	a		1				1
	b		54 175				54 175
	c		54 175				54 175
Croatia	a	2					2
	b	4 495					4 495
	c	4 495					4 495
Montenegro	a					1	1
	b					7 000	7 000
	c					7 000	7 000
Serbia	a	2	3	1	1		7
	b	72 286	115 320	24 728	37 500		249 833
	c	30 887	113 675	24 728	18 750		188 039
TOTAL PER ML category	a	4	4	1	1	1	11
	b	76 781	169 495	24 728	37 500	7 000	315 503
	c	35 382	167 850	24 728	18 750	7 000	253 709

FRANCE						
		ML 1	ML 2	ML 3	ML 16	TOTAL per destination
Bosnia and Herzegovina	a				1	1
	b				39 326	39 326
	c				39 326	39 326
Serbia	a	3	1	1	1	6
	b	93 107	83 904	367 940	41 164	586 115
	c	93 107	83 904	352 140	41 164	570 315
TOTAL PER ML category	a	3	1	1	2	7
	b	93 107	83 904	367 940	80 490	625 441
	c	93 107	83 904	352 140	80 490	609 641

Key | a = number of licenses issued | b = value of licenses issued in Euros | c = value of arms exports in Euros

FRANCE (NEW CALEDONIA)			
		ML 1	TOTAL per destination
Serbia	a	1	1
	b	8 835	8 835
	c	8 835	8 835
TOTAL PER ML category	a	1	1
	b	8 835	8 835
	c	8 835	8 835

GERMANY										
		ML 1	ML 3	ML 4	ML 5	ML 8	ML 13	ML 17	ML 22	TOTAL per destination
Bosnia and Herzegovina	a		1		1					2
	b		17 560		1 654					19 214
	c		17 560		1 654					19 214
Croatia#	a	2	3	1		1	5	1		13
	b	14 770	17 155	1 364			27 480	100		60 869
	c	14 770					26 405	100		41 275
Serbia*	a	4	3							7
	b	918 219	7 209 280						68 390	8 195 889
	c	3 600	1 977 887							1 981 487
TOTAL PER ML category	a	6	7	1	1	1	5	1		22
	b	932 989	7 243 995	1 364	1 654		27 480	100	68 390	8 275 972
	c	18 370	1 995 447		1 654		26 405	100		2 041 976

GREECE					
		ML 1	ML 3	ML 13	TOTAL per destination
Croatia	a	3		1	4
	b	88 880		1 954	90 834
	c	82 699		1 738	84 437
Serbia	a	1	2	2	5
	b	9 531	124 733	47 182	181 446
	c	9 496	123 059		132 555
TOTAL PER ML category	a	4	2	3	9
	b	98 411	124 733	49 136	272 280
	c	92 195	123 059	1 738	216 992

Key | a = number of licenses issued | b = value of licenses issued in Euros | c = value of arms exports in Euros

GUATEMALA			
		ML 3	TOTAL per destination
Serbia	a	1	1
	b	174 907	174 907
	c	174 907	174 907
TOTAL PER ML category	a	1	1
	b	174 907	174 907
	c	174 907	174 907

HUNGARY				
		ML 1	ML 3	TOTAL per destination
Bosnia and Herzegovina	a		3	3
	b		498 961	498 961
	c		281 193	281 193
Croatia	a	2		2
	b	5 485		5 485
	c	5 389		5 389
TOTAL PER ML category	a	2	3	5
	b	5 485	498 961	504 446
	c	5 389	281 193	286 582

INDIA				
		ML 8	ML 11	TOTAL per destination
Croatia	a		1	1
	b		280	280
	c		280	280
Serbia	a	1		1
	b	598 060		598 060
	c	598 060		598 060
TOTAL PER ML category	a	1	1	2
	b	598 060	280	598 340
	c	598 060	280	598 340

Key | a = number of licenses issued | b = value of licenses issued in Euros | c = value of arms exports in Euros

INDONESIA			
		ML 3	TOTAL per destination
Serbia	a	1	1
	b	1 807 337	1 807 337
	c	1 807 337	1 807 337
TOTAL PER ML category	a	1	1
	b	1 807 337	1 807 337
	c	1 807 337	1 807 337

IRAQ								
		ML 1	ML 2	ML 3	ML 4	ML 5	ML 10	ML 11
Croatia	a	1						
	b	2 901 933						
	c	2 898 245						
Serbia*	a		1	1	1	1	2	
	b	103 061	1 144 286	4 879 350	636 556	1 898 302	8 412 359	1 797 510
	c	103 061	1 144 286	4 879 350	636 556	1 898 302	8 412 359	1 797 510
TOTAL PER ML category	a	1	1	1	1	1	2	
	b	3 004 994	1 144 286	4 879 350	636 556	1 898 302	8 412 359	1 797 510
	c	3 001 306	1 144 286	4 879 350	636 556	1 898 302	8 412 359	1 797 510

IRAQ							
		ML 12	ML 13	ML 14	ML 15	ML 22	TOTAL per destination
Croatia	a		1				2
	b		612 098				3 514 031
	c		603 908				3 502 153
Serbia*	a				1	1	9
	b	727 493		113 675	2 934 221	9 103 377	31 750 189
	c	318 278		113 675	2 567 443	2 638 638	24 509 458
TOTAL PER ML category	a		1		1	1	11
	b	727 493	612 098	113 675	2 934 221	9 103 377	35 264 220
	c	318 278	603 908	113 675	2 567 443	2 638 638	28 011 611

Key

a = number of licenses issued

b = value of licenses issued in Euros

c = value of arms exports in Euros

ISRAEL						
		ML 1	ML 3	ML 4	ML 8	TOTAL per destination
Bosnia and Herzegovina	a		3			3
	b		94 969			94 969
	c		94 969			94 969
Serbia	a	1	3	1	1	6
	b	38 997	841 921	496 552	7 200	1 384 670
	c	38 997	435 571	167 854	7 200	649 622
TOTAL PER ML category	a	1	6	1	1	9
	b	38 997	936 890	496 552	7 200	1 479 639
	c	38 997	530 540	167 854	7 200	744 591

ITALY						
		ML 1	ML 3	ML 8	ML 13	TOTAL per destination
Bosnia and Herzegovina	a		2			2
	b		6 825			6 825
	c		63			63
Croatia	a	9			3	12
	b	139 024			500 382	639 406
	c	132 651			497 902	630 553
Serbia	a		8	1		9
	b		8 017 856	642 500		8 660 356
	c		4 284 158	12 850		4 297 008
TOTAL PER ML category	a	9	10	1	3	23
	b	139 024	8 024 681	642 500	500 382	9 306 587
	c	132 651	4 284 221	12 850	497 902	4 927 624

Key | a = number of licenses issued | b = value of licenses issued in Euros | c = value of arms exports in Euros

JORDAN						
		ML 1	ML 2	ML 3	ML 13	TOTAL per destination
Bosnia and Herzegovina	a			1		1
	b			4 800		4 800
	c					
Croatia	a	1	2	1	1	5
	b	1 100 879	4 435 864	16 783 052	2 035 409	24 355 204
	c	1 100 879	2 932 837	8 780 424	696 223	13 510 364
TOTAL PER ML category	a	1	2	2	1	6
	b	1 100 879	4 435 864	16 787 852	2 035 409	24 360 004
	c	1 100 879	2 932 837	8 780 424	696 223	13 510 364

KAZAKHSTAN					
		ML 2	ML 3	ML 13	TOTAL per destination
Croatia	a			3	3
	b			459 000	459 000
	c			441 220	441 220
Serbia	a	1	2		3
	b	38 345	177 966		216 311
	c	38 345	177 966		216 311
TOTAL PER ML category	a	1	2	3	6
	b	38 345	177 966	459 000	675 311
	c	38 345	177 966	441 220	657 531

KENYA					
		ML 2	ML 5	ML 6	TOTAL per destination
Serbia*	a	1		2	3
	b	10 013 539	1 674 676	10 557 340	22 245 555
	c		1 674 676	10 557 340	12 232 015
TOTAL PER ML category	a	1		2	3
	b	10 013 539	1 674 676	10 557 340	22 245 555
	c		1 674 676	10 557 340	12 232 015

Key | a = number of licenses issued | b = value of licenses issued in Euros | c = value of arms exports in Euros

KUWAIT			
		ML 13	TOTAL per destination
Croatia	a	1	1
	b	21 900	21 900
	c	21 900	21 900
TOTAL PER ML category	a	1	1
	b	21 900	21 900
	c	21 900	21 900

LATVIA				
		ML 3	ML 13	TOTAL per destination
Croatia	a		2	2
	b		4 194	4 194
	c		4 194	4 194
Serbia	a	1		1
	b	9 065		9 065
	c			
TOTAL PER ML category	a	1	2	3
	b	9 065	4 194	13 259
	c		4 194	4 194

LIBYA				
		ML 1	ML 10	TOTAL per destination
Montenegro	a		1	1
	b		364 596	364 596
	c		364 596	364 596
Serbia	a	1		1
	b	950 000		950 000
	c			
TOTAL PER ML category	a	1	1	2
	b	950 000	364 596	1 314 596
	c		364 596	364 596

Key | a = number of licenses issued | b = value of licenses issued in Euros | c = value of arms exports in Euros

MALAYSIA				
		ML 3	ML 13	TOTAL per destination
Bosnia and Herzegovina	a	2		2
	b	152 122		152 122
	c	152 122		152 122
Croatia	a		1	1
	b		1 700	1 700
	c		1 700	1 700
Serbia	a	3		3
	b	3 831 235		3 831 235
	c	1 100 863		1 100 863
TOTAL PER ML category	a	5	1	6
	b	3 983 357	1 700	3 985 057
	c	1 252 985	1 700	1 254 685

MALI				
		ML 1	ML 3	TOTAL per destination
Montenegro	a		1	1
	b		76 618	76 618
	c		20 760	20 760
Serbia	a	2	1	3
	b	183 578	6 000	189 578
	c	183 578	6 000	189 578
TOTAL PER ML category	a	2	2	4
	b	183 578	82 618	266 196
	c	183 578	26 760	210 338

Key

a = number of licenses issued

b = value of licenses issued in Euros

c = value of arms exports in Euros

MALTA				
		ML 1	ML 3	TOTAL per destination
Bosnia and Herzegovina	a		1	1
	b		5 648	5 648
	c		2 731	2 731
Croatia	a	4		4
	b	29 978		29 978
	c	15 588		15 588
TOTAL PER ML category	a	4	1	5
	b	29 978	5 648	35 626
	c	15 588	2 731	18 319

MONTENEGRO											
		ML 2	ML 3	ML 4	ML 7	ML 8	ML 10	ML 11	ML 13	ML 22	TOTAL per destination
Albania	a		1								1
	b		64 919								64 919
	c		64 919								64 919
Bosnia and Herzegovina	a	1	1				3				5
	b	2 189	3 824				228 028				234 041
	c	2 189	3 824				176 760				182 773
Croatia	a								3		3
	b								2 123		2 123
	c								2 123		2 123
Montenegro	a	1					1	1			3
	b	30 000					6 800	18 500			55 300
	c	30 000						3 500			33 500
Serbia	a		2	1	1	2			1	2	9
	b		159 140	7 650	13 500	84 191			9 600	10 850	284 931
	c		137 592	7 650	13 500	24 268			9 600	10 850	203 460
TOTAL PER ML category	a	2	4	1	1	2	4	1	4	2	21
	b	32 189	227 883	7 650	13 500	84 191	234 828	18 500	11 723	10 850	641 314
	c	32 189	206 335	7 650	13 500	24 268	176 760	3 500	11 723	10 850	486 775

Key | a = number of licenses issued | b = value of licenses issued in Euros | c = value of arms exports in Euros

MYANMAR				
		ML 10	ML 22	TOTAL per destination
Serbia	a	1	1	2
	b	1 790 437	4 766 489	6 556 926
	c	1 790 437	2 500 431	4 290 868
TOTAL PER ML category	a	1	1	2
	b	1 790 437	4 766 489	6 556 926
	c	1 790 437	2 500 431	4 290 868

NAMIBIA					
		ML 1	ML 3	ML 22	TOTAL per destination
Serbia*	a	4	1		5
	b	96 079	179 184	1 934	277 197
	c	87 839	174 409	1 934	264 182
TOTAL PER ML category	a	4	1		5
	b	96 079	179 184	1 934	277 197
	c	87 839	174 409	1 934	264 182

NETHERLANDS			
		ML 1	TOTAL per destination
Croatia	a	1	1
	b	1 855	1 855
	c	1 855	1 855
TOTAL PER ML category	a	1	1
	b	1 855	1 855
	c	1 855	1 855

Key | a = number of licenses issued | b = value of licenses issued in Euros | c = value of arms exports in Euros

NEW ZEALAND				
		ML 1	ML 3	TOTAL per destination
Serbia	a	1	1	2
	b	33 354	147 243	180 597
	c	33 354	147 243	180 597
TOTAL PER ML category	a	1	1	2
	b	33 354	147 243	180 597
	c	33 354	147 243	180 597

NIGERIA				
		ML 1	ML 3	TOTAL per destination
Albania	a		1	1
	b		72 117	72 117
	c		72 117	72 117
Croatia	a	1		1
	b	113 000		113 000
	c	113 000		113 000
Serbia	a	1	3	4
	b	290 000	1 460 000	1 750 000
	c	290 000	460 000	750 000
TOTAL PER ML category	a	2	4	6
	b	403 000	1 532 117	1 935 117
	c	403 000	532 117	935 117

NORWAY				
		ML 3	TOTAL per destination	
Serbia	a	3	3	
	b	461 496	461 496	
	c	461 496	461 496	
TOTAL PER ML category	a	3	3	
	b	461 496	461 496	
	c	461 496	461 496	

Key | a = number of licenses issued | b = value of licenses issued in Euros | c = value of arms exports in Euros

OMAN			
		ML 1	TOTAL per destination
Croatia	a	1	1
	b	1 260	1 260
	c	1 260	1 260
TOTAL PER ML category	a	1	1
	b	1 260	1 260
	c	1 260	1 260

PAKISTAN				
		ML 1	ML 3	TOTAL per destination
Bosnia and Herzegovina#	a		2	2
	b			
	c			
Serbia	a	2	1	3
	b	68 248	34 768	103 016
	c	68 248		68 248
TOTAL PER ML category	a	2	3	5
	b	68 248	34 768	103 016
	c	68 248		68 248

PANAMA			
		ML 3	TOTAL per destination
Bosnia and Herzegovina	a	1	1
	b	13 982	13 982
	c		
TOTAL PER ML category	a	1	1
	b	13 982	13 982
	c		

Key

| a = number of licenses issued

| b = value of licenses issued in Euros

| c = value of arms exports in Euros

PARAGUAY			
		ML 1	TOTAL per destination
Montenegro	a	1	1
	b	56 000	56 000
	c	56 000	56 000
TOTAL PER ML category	a	1	1
	b	56 000	56 000
	c	56 000	56 000

PERU					
		ML 1	ML 3	ML 22	TOTAL per destination
Serbia*	a	1		1	2
	b	939 618	236 267	688 258	1 864 143
	c	78 462	236 267	688 258	1 002 987
TOTAL PER ML category	a	1		1	2
	b	939 618	236 267	688 258	1 864 143
	c	78 462	236 267	688 258	1 002 987

PHILIPPINES						
		ML 1	ML 2	ML 3	ML 4	TOTAL per destination
Bosnia and Herzegovina	a		1			1
	b		664 455			664 455
	c		664 455			664 455
Croatia	a	3				3
	b	78 695				78 695
	c	78 598				78 598
Montenegro	a	1				1
	b	62 576				62 576
	c					
Serbia*	a			15		15
	b			4 425 904	15 231	4 441 135
	c			3 885 206	15 231	3 900 438
TOTAL PER ML category	a	4	1	15		20
	b	141 271	664 455	4 425 904	15 231	5 246 861
	c	78 598	664 455	3 885 206	15 231	4 643 491

Key | a = number of licenses issued | b = value of licenses issued in Euros | c = value of arms exports in Euros

POLAND				
		ML 1	ML 17	TOTAL per destination
Croatia	a	4	1	5
	b	304 131	193	304 323
	c	12 225	193	12 418
TOTAL PER ML category	a	4	1	5
	b	304 131	193	304 323
	c	12 225	193	12 418

PORTUGAL				
		ML 10	ML 13	TOTAL per destination
Croatia	a		1	1
	b		73 200	73 200
	c		73 200	73 200
Montenegro	a	1		1
	b	4 000		4 000
	c	4 000		4 000
TOTAL PER ML category	a	1	1	2
	b	4 000	73 200	77 200
	c	4 000	73 200	77 200

ROMANIA						
		ML 1	ML 3	ML 4	ML 8	TOTAL per destination
Bosnia and Herzegovina	a		4			4
	b		486 145			486 145
	c		388 890			388 890
Serbia	a	1	4	1	11	17
	b	15 500	435 795	215 295	2 038 053	2 704 643
	c		387 045	215 295	1 699 538	2 301 878
TOTAL PER ML category	a	1	8	1	11	21
	b	15 500	921 940	215 295	2 038 053	3 190 788
	c		775 935	215 295	1 699 538	2 690 768

Key

| a = number of licenses issued

| b = value of licenses issued in Euros

| c = value of arms exports in Euros

RUSSIAN FEDERATION			
		ML 13	TOTAL per destination
Croatia	a	1	1
	b	135 000	135 000
	c	2 850	2 850
TOTAL PER ML category	a	1	1
	b	135 000	135 000
	c	2 850	2 850

SAUDI ARABIA			
		ML 3	TOTAL per destination
Bosnia and Herzegovina	a	3	3
	b	19 096 795	19 096 795
	c	19 060 795	19 060 795
Serbia	a	1	1
	b	620 642	620 642
	c	620 642	620 642
TOTAL PER ML category	a	4	4
	b	19 717 437	19 717 437
	c	19 681 437	19 681 437

Key | a = number of licenses issued | b = value of licenses issued in Euros | c = value of arms exports in Euros

SERBIA										
		ML 1	ML 2	ML 3	ML 4	ML 5	ML 7	ML 8	ML 10	TOTAL per destination
Bosnia and Herzegovina	a		1	12	1	2		1		17
	b		11 200	4 807 198	9 000	29 892		13 750		4 871 040
	c		11 200	2 950 397	9 000	29 229		13 750		3 013 576
Croatia	a						1			1
	b						23 610			23 610
	c						23 610			23 610
the former Yugoslav Republic of Macedonia	a						3			3
	b						177 551			177 551
	c						177 551			177 551
Montenegro	a	1		1					1	3
	b	3 038		2 381				346 458		351 877
	c	3 038		1 162				346 458		350 658
TOTAL PER ML category	a	1	1	13	1	2	4	1	1	24
	b	3 038	11 200	4 809 579	9 000	29 892	201 161	13 750	346 458	5 424 078
	c	3 038	11 200	2 951 559	9 000	29 229	201 161	13 750	346 458	3 565 395

SINGAPORE			
		ML 15	TOTAL per destination
Serbia	a	1	1
	b	3 789	3 789
	c		
TOTAL PER ML category	a	1	1
	b	3 789	3 789
	c		

Key | a = number of licenses issued | b = value of licenses issued in Euros | c = value of arms exports in Euros

SLOVAKIA						
		ML 1	ML 3	ML 10	ML 22	TOTAL per destination
Bosnia and Herzegovina	a		2			2
	b		178 043			178 043
	c		142 670			142 670
Croatia	a	2				2
	b	354 075				354 075
	c	17 434				17 434
Montenegro	a			1		1
	b			38 330		38 330
	c			38 330		38 330
Serbia	a	1			1	2
	b	10 526			294 375	304 901
	c	10 526				10 526
TOTAL PER ML category	a	3	2	1	1	7
	b	364 601	178 043	38 330	294 375	875 349
	c	27 960	142 670	38 330		208 960

SLOVENIA					
		ML 1	ML 3	ML 13	TOTAL per destination
Croatia	a	2		1	3
	b	321 490		15 000	336 490
	c	17 690		7 500	25 190
Serbia	a	2	2		4
	b	148 645	353 534		502 179
	c	43 198	349 727		392 925
TOTAL PER ML category	a	4	2	1	7
	b	470 135	353 534	15 000	838 669
	c	60 888	349 727	7 500	418 115

Key | a = number of licenses issued | b = value of licenses issued in Euros | c = value of arms exports in Euros

SOUTH AFRICA				
		ML 1	ML 3	TOTAL per destination
Serbia	a	1	1	2
	b	22 000	265	22 265
	c	22 000		22 000
TOTAL PER ML category	a	1	1	2
	b	22 000	265	22 265
	c	22 000		22 000

SPAIN				
		ML 1	ML 3	TOTAL per destination
Bosnia and Herzegovina	a		8	8
	b		817 020	817 020
	c		366 180	366 180
Croatia	a	1		1
	b	4 572		4 572
	c	4 572		4 572
Serbia	a		1	1
	b		98 463	98 463
	c		97 888	97 888
TOTAL PER ML category	a	1	9	10
	b	4 572	915 483	920 055
	c	4 572	464 068	468 640

SWEDEN				
		ML 3	TOTAL per destination	
Bosnia and Herzegovina	a	1	1	
	b	82	82	
	c	82	82	
TOTAL PER ML category	a	1	1	
	b	82	82	
	c	82	82	

Key | a = number of licenses issued | b = value of licenses issued in Euros | c = value of arms exports in Euros

SWITZERLAND				
		ML 1	ML 3	TOTAL per destination
Bosnia and Herzegovina	a		5	5
	b		6 585 119	6 585 119
	c		4 815 946	4 815 946
Montenegro	a	1		1
	b	5 188		5 188
	c			
Serbia	a		2	2
	b		234 750	234 750
	c		234 750	234 750
TOTAL PER ML category	a	1	7	8
	b	5 188	6 819 869	6 825 057
	c		5 050 696	5 050 696

TAIWAN			
		ML 3	TOTAL per destination
Bosnia and Herzegovina	a	1	1
	b	58 750	58 750
	c	58 750	58 750
TOTAL PER ML category	a	1	1
	b	58 750	58 750
	c	58 750	58 750

TAJKISTAN				
		ML 1	ML 3	TOTAL per destination
Serbia	a	1	1	2
	b	125 417	31 300	156 717
	c			
TOTAL PER ML category	a	1	1	2
	b	125 417	31 300	156 717
	c			

Key | a = number of licenses issued | b = value of licenses issued in Euros | c = value of arms exports in Euros

THAILAND			
		ML 3	TOTAL per destination
Bosnia and Herzegovina	a	3	3
	b	1 313 588	1 313 588
	c	1 313 588	1 313 588
Serbia	a	2	2
	b	813 109	813 109
	c	813 109	813 109
TOTAL PER ML category	a	5	5
	b	2 126 697	2 126 697
	c	2 126 697	2 126 697

TURKEY							
		ML 1	ML 3	ML 4	ML 12	ML 22	TOTAL per destination
Bosnia and Herzegovina	a		7	1			8
	b		6 466 872	5 720			6 472 592
	c		6 171 245	5 720			6 176 965
Croatia	a	2					2
	b	116 810					116 810
	c	116 810					116 810
Serbia*	a		1				1
	b		995 265		45 000	726 900	1 767 165
	c		124 500		45 000	726 900	896 400
TOTAL PER ML category	a	2	8	1			11
	b	116 810	7 462 137	5 720	45 000	726 900	8 356 567
	c	116 810	6 295 745	5 720	45 000	726 900	7 190 175

Key

| a = number of licenses issued

| b = value of licenses issued in Euros

| c = value of arms exports in Euros

TURKMENISTAN				
		ML 2	ML 3	TOTAL per destination
Serbia	a	1	1	2
	b	16 912	516 520	533 432
	c	16 912	516 520	533 432
TOTAL PER ML category	a	1	1	2
	b	16 912	516 520	533 432
	c	16 912	516 520	533 432

UGANDA				
		ML 3	TOTAL per destination	
Croatia	a	2	2	
	b	210 920	210 920	
	c	210 920	210 920	
TOTAL PER ML category	a	2	2	
	b	210 920	210 920	
	c	210 920	210 920	

UKRAINE									
		ML 1	ML 2	ML 3	ML 4	ML 8	ML 10	ML 13	TOTAL per destination
Croatia	a							2	2
	b							194 160	194 160
	c							194 160	194 160
Montenegro	a	1	1	1			8		11
	b	247 000	1 105 109	500			1 733 312		3 085 921
	c		1 500	500			1 628 029		1 630 029
Serbia*	a	1		1		1			3
	b	165 000		242 498	8 942	124 000			540 440
	c	97 900		242 498	8 942	124 000			473 340
TOTAL PER ML category	a	2	1	2		1	8	2	16
	b	412 000	1 105 109	242 998	8 942	124 000	1 733 312	194 160	3 820 521
	c	97 900	1 500	242 998	8 942	124 000	1 628 029	194 160	2 297 529

Key | a = number of licenses issued | b = value of licenses issued in Euros | c = value of arms exports in Euros

UNITED ARAB EMIRATES							
		ML 1	ML 2	ML 3	ML 4	ML 13	TOTAL per destination
Serbia*	a	5	2		3	2	11
	b	5 634 697	382 161	45 468	1 162 624	2 833 088	10 058 039
	c	2 982 910	38 951		50 546		3 072 407
TOTAL PER ML category	a	5	2		3	2	11
	b	5 634 697	382 161	45 468	1 162 624	2 833 088	10 058 039
	c	2 982 910	38 951		50 546		3 072 407

UNITED KINGDOM				
		ML 1	ML 3	TOTAL per destination
Bosnia and Herzegovina	a	1	4	5
	b	37 574	671 056	708 630
	c		667 980	667 980
Serbia	a	1	1	2
	b	16 181	7 578	23 759
	c		7 578	7 578
TOTAL PER ML category	a	2	5	7
	b	53 755	678 634	732 389
	c		675 558	675 558

Key

| a = number of licenses issued

| b = value of licenses issued in Euros

| c = value of arms exports in Euros

UNITED STATES					
		ML 1	ML 2	ML 3	TOTAL per destination
Albania	a	4			4
	b	765 432			765 432
	c	762 145			762 145
Bosnia and Herzegovina	a		2	1	3
	b		46 336	136 000	182 336
	c		46 336	136 000	182 336
Croatia	a	64	1	1	66
	b	194 303 151	14 159	55 288	194 372 598
	c	49 394 906	11 799	55 288	49 461 993
Serbia	a	25		6	31
	b	29 508 207		103 803 073	133 311 280
	c	14 294 366		19 471 415	33 765 781
TOTAL PER ML category	a	93	3	8	104
	b	224 576 790	60 495	103 994 361	328 631 646
	c	64 451 417	58 135	19 662 703	84 172 255

URUGUAY			
		ML 3	TOTAL per destination
Serbia	a	1	1
	b	52 016	52 016
	c		
TOTAL PER ML category	a	1	1
	b	52 016	52 016
	c		

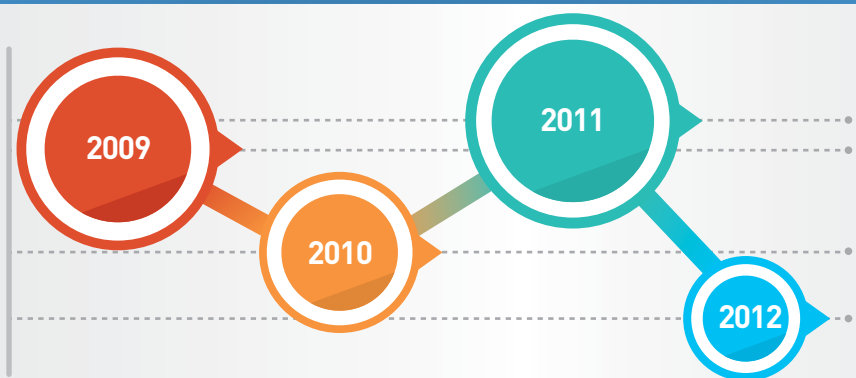
Key | a = number of licenses issued | b = value of licenses issued in Euros | c = value of arms exports in Euros

EXPORT TO CENTRAL AMERICA AND THE CARIBBEAN

174,907 €

188,889 € VALUE OF LICENSES ISSUED IN EUROS

92.60%
OF VALUE
OF LICENSES ISSUED
WAS USED




68.35% EXPORTS DECLINE
COMPARED TO 2011

44.20% EXPORTS DECLINE
COMPARED TO 2010

64.67% EXPORTS DECLINE
COMPARED TO 2009

2 LICENSES ISSUED



■ SERBIA

CENTRAL AMERICA AND THE CARIBBEAN			
		ML 3	TOTAL per destination
Bosnia and Herzegovina	a	1	1
	b	13 982	13 982
	c		
Serbia	a	1	1
	b	174 907	174 907
	c	174 907	174 907
TOTAL PER ML category	a	2	2
	b	188 889	188 889
	c	174 907	174 907

Key

a = number of licenses issued

b = value of licenses issued in Euros

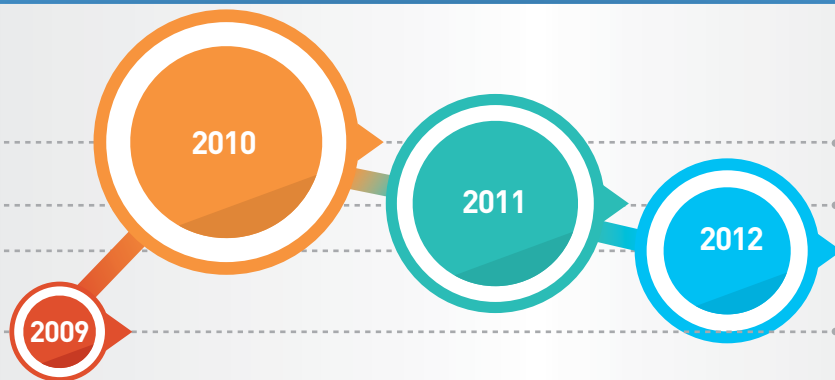
c = value of arms exports in Euros

EXPORT TO CENTRAL ASIA

1,190,963 €

1,365,460 € VALUE OF LICENSES ISSUED IN EUROS

87.22%
OF VALUE
OF LICENSES ISSUED
WAS USED

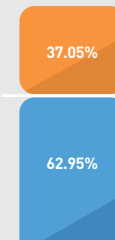
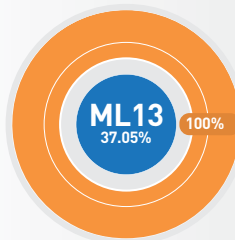
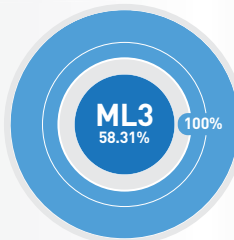
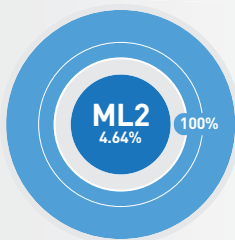


31.99% EXPORTS DECLINE
COMPARED TO 2011

54.98% EXPORTS DECLINE
COMPARED TO 2010

215.06% EXPORTS GROWTH
COMPARED TO 2009

10 LICENSES ISSUED



CROATIA
SERBIA

CENTRAL ASIA							
		ML 1	ML 2	ML 3	ML 13	TOTAL per destination	
Croatia	a				3	3	
	b				459 000	459 000	
	c				441 220	441 220	
Serbia	a	1	2	4		7	
	b	125 417	55 257	725 786		906 460	
	c		55 257	694 486		749 743	
TOTAL PER ML category		a	1	2	4	3	10
		b	125 417	55 257	725 786	459 000	1 365 460
		c		55 257	694 486	441 220	1 190 963

Key

a = number of licenses issued

b = value of licenses issued in Euros

c = value of arms exports in Euros

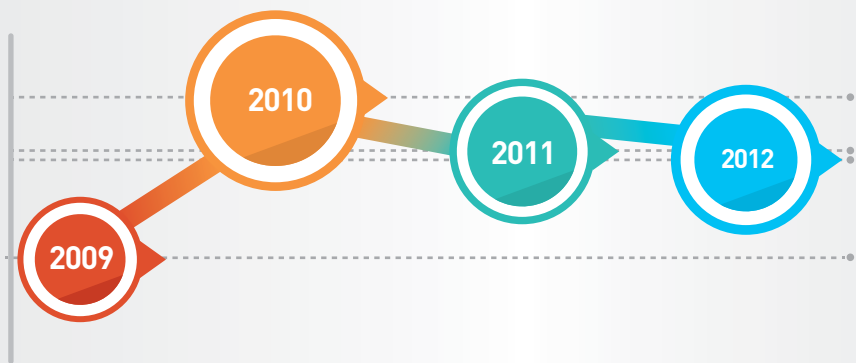
EXPORT TO

EUROPEAN UNION

23,659,528 €

67,936,415 € VALUE OF LICENSES ISSUED IN EUROS

34.83%
OF VALUE
OF LICENSES ISSUED
WAS USED

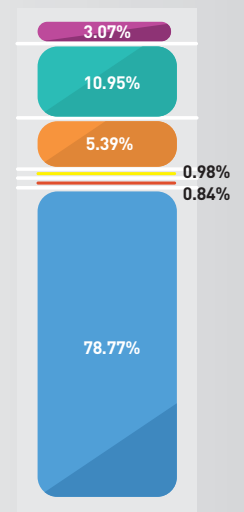
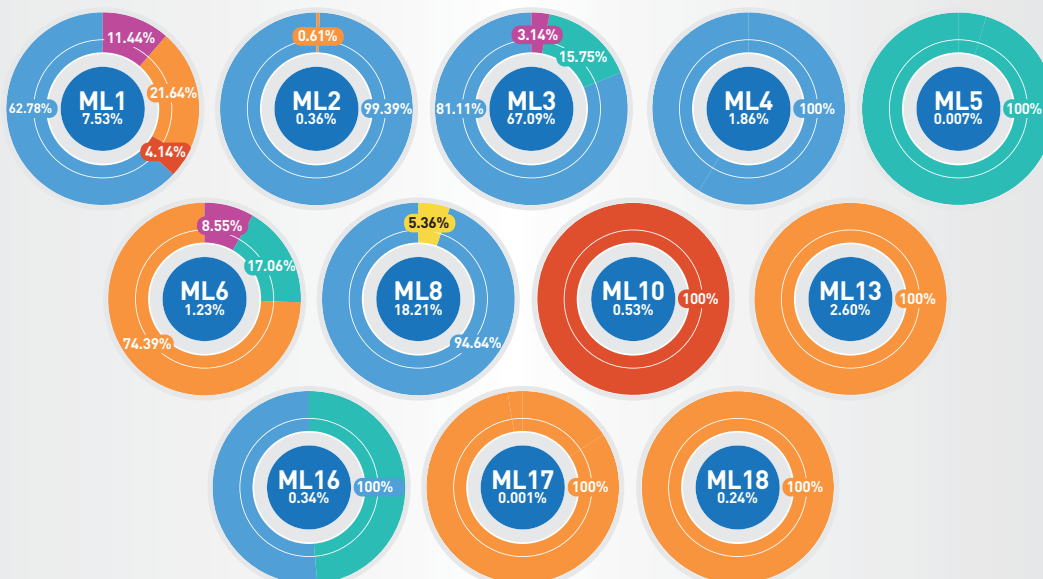


3.16% EXPORTS **DECLINE**
COMPARED TO 2011

37.94% EXPORTS **DECLINE**
COMPARED TO 2010

28.79% EXPORTS **GROWTH**
COMPARED TO 2009

234 LICENSES ISSUED



ALBANIA

BOSNIA AND HERZEGOVINA

CROATIA

THE FORMER YUGOSLAV REPUBLIC OF MACEDONIA

MONTENEGRO

SERBIA

EUROPEAN UNION									
		ML 1	ML 2	ML 3	ML 4	ML 5	ML 6	ML 7	ML 8
Albania	a	2		4			1		
	b	1 213 390		4 123 936			24 900		
	c	203 709		498 155			24 900		
Bosnia and Herzegovina	a	1		33		1	1		
	b	37 574		3 380 239		1 654	49 681		
	c			2 500 456		1 654	49 681		
Croatia#	a	38	2	4	1		4		1
	b	1 351 667	885	503 156	1 364		555 515		
	c	385 339	516				216 683		
the former Yugoslav Republic of Macedonia#	a			1				1	1
	b								230 830
	c								230 830
Montenegro	a	1		1					
	b	73 747		156 864					
	c	73 746							
Serbia	a	27	1	41	3				36
	b	2 308 424	83 904	36 272 786	850 779				15 349 483
	c	1 117 922	83 904	12 875 025	439 908				4 078 096
TOTAL PER ML category	a	69	3	84	4	1	6	1	38
	b	4 984 801	84 789	44 436 981	852 143	1 654	630 096		15 580 313
	c	1 780 715	84 420	15 873 636	439 908	1 654	291 264		4 308 926

EUROPEAN UNION								TOTAL per destination
		ML 10	ML 13	ML 16	ML 17	ML 18	ML 22	
Albania	a							7
	b							5 362 226
	c							726 764
Bosnia and Herzegovina	a			1				37
	b			39 326				3 508 474
	c			39 326				2 591 117
Croatia	a		16		2	1		69
	b		691 025		293	58 339		3 162 243
	c		614 339		293	58 339		1 275 509
the former Yugoslav Republic of Macedonia	a							3
	b							230 830
	c							230 830
Montenegro	a	4						6
	b	125 543						356 154
	c	125 543						199 289
Serbia	a		2	1			1	112
	b		47 182	41 164			362 765	55 316 488
	c			41 164				18 636 019
TOTAL PER ML category	a	4	18	2	2	1	1	234
	b	125 543	738 207	80 490	293	58 339	362 765	67 936 415
	c	125 543	614 339	80 490	293	58 339		23 659 528

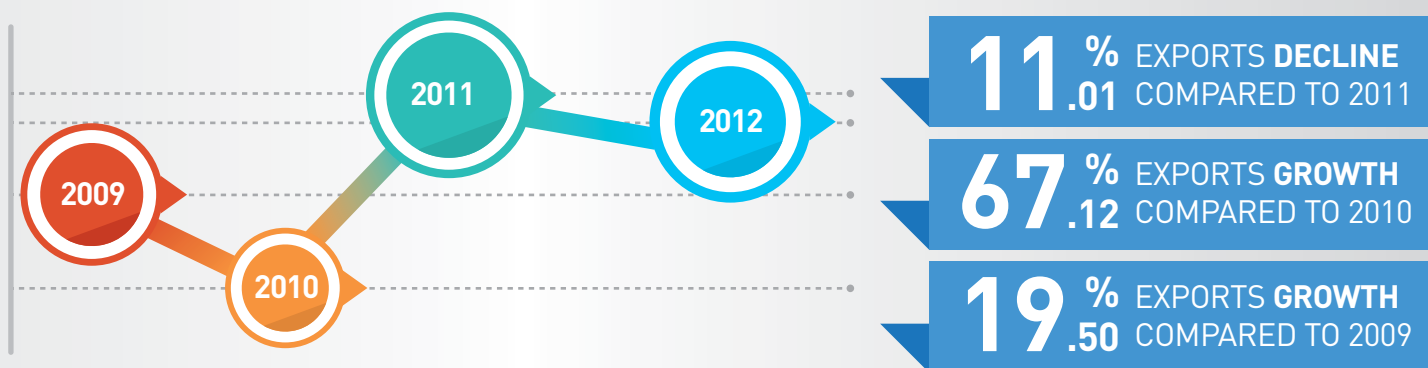
Key | a = number of licenses issued | b = value of licenses issued in Euros | c = value of arms exports in Euros

EXPORT TO MIDDLE EAST

68,970,114 €

95,722,940 € VALUE OF LICENSES ISSUED IN EUROS

72.05%
OF VALUE
OF LICENSES ISSUED
WAS USED



65 LICENSES ISSUED



MIDDLE EAST		ML 1	ML 2	ML 3	ML 4	ML 5
Bosnia and Herzegovina	a			10		
	b			20 289 439		
	c			19 659 764		
Croatia	a	5	2	1		
	b	4 005 772	4 435 864	16 783 052		
	c	4 002 034	2 932 837	8 780 424		
Montenegro	a		1	1		
	b		8 779	141 600		
	c					
Serbia	a	7	4	6	5	1
	b	5 778 513	1 630 910	6 819 331	2 735 207	1 898 302
	c	3 125 408	1 287 700	6 367 512	1 294 430	1 898 302
TOTAL PER ML category	a	12	7	18	5	1
	b	9 784 285	6 075 553	44 033 422	2 735 207	1 898 302
	c	7 127 442	4 220 538	34 807 701	1 294 430	1 898 302

MIDDLE EAST		ML 7	ML 8	ML 10	ML 11	ML 12
Bosnia and Herzegovina	a					
	b					
	c					
Croatia	a				1	
	b				295	
	c				295	
Montenegro	a					
	b					
	c					
Serbia*	a	1	1	2		
	b	885 116	7 200	8 412 359	1 797 510	727 493
	c	885 116	7 200	8 412 359	1 797 510	318 278
TOTAL PER ML category	a	1	1	2	1	
	b	885 116	7 200	8 412 359	1 797 805	727 493
	c	885 116	7 200	8 412 359	1 797 805	318 278

MIDDLE EAST		ML 13	ML 14	ML 15	ML 22	TOTAL per destination
Bosnia and Herzegovina	a					10
	b					20 289 439
	c					19 659 764
Croatia	a	6				15
	b	2 869 301				28 094 284
	c	1 521 925				17 237 516
Montenegro	a					2
	b					150 379
	c					
Serbia*	a	6		2	3	38
	b	3 182 268	113 675	2 956 728	10 244 227	47 188 838
	c	349 180	113 675	2 567 443	3 648 721	32 072 834
TOTAL PER ML category	a	12		2	3	65
	b	6 051 569	113 675	2 956 728	10 244 227	95 722 940
	c	1 871 105	113 675	2 567 443	3 648 721	68 970 114


Key | a = number of licenses issued | b = value of licenses issued in Euros | c = value of arms exports in Euros

EXPORT TO NORTH AFRICA

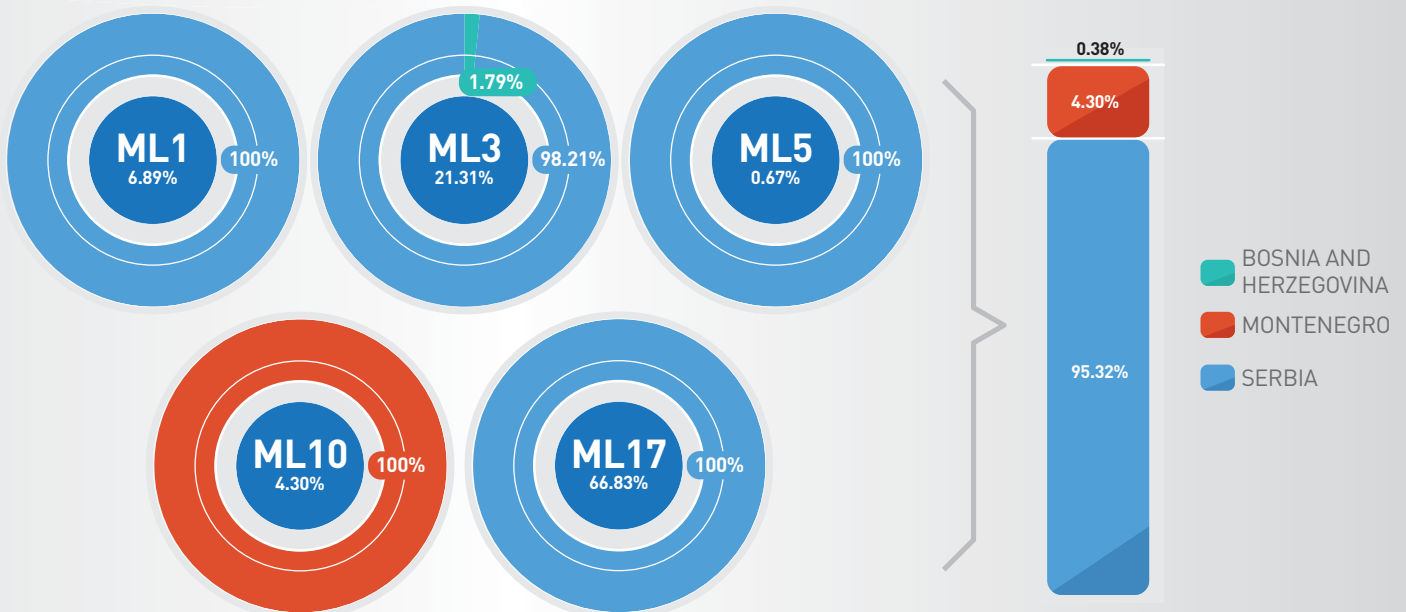
8,486,244 €

19,219,653 € VALUE OF LICENSES ISSUED IN EUROS

44.15%
OF VALUE
OF LICENSES ISSUED
WAS USED



7 LICENSES ISSUED



NORTH AFRICA		ML 1	ML 2	ML 3	ML 5
Bosnia and Herzegovina	a			1	
	b			32 352	
	c			32 352	
Montenegro	a				
	b				
	c				
Serbia*	a	2	1	1	
	b	1 534 850	1 276 409	1 776 461	57 054
	c	584 850		1 776 461	57 054
TOTAL PER ML category	a	2	1	2	
	b	1 534 850	1 276 409	1 808 813	57 054
	c	584 850		1 808 813	57 054

NORTH AFRICA		ML 10	ML 17	TOTAL per destination
Bosnia and Herzegovina	a			1
	b			32 352
	c			32 352
Montenegro	a	1		1
	b	364 596		364 596
	c	364 596		364 596
Serbia	a		1	5
	b		14 177 931	18 822 705
	c		5 670 931	8 089 296
TOTAL PER ML category	a	1	1	7
	b	364 596	14 177 931	19 219 653
	c	364 596	5 670 931	8 486 244

Key | a = number of licenses issued | b = value of licenses issued in Euros | c = value of arms exports in Euros


EXPORT TO

NORTH AMERICA

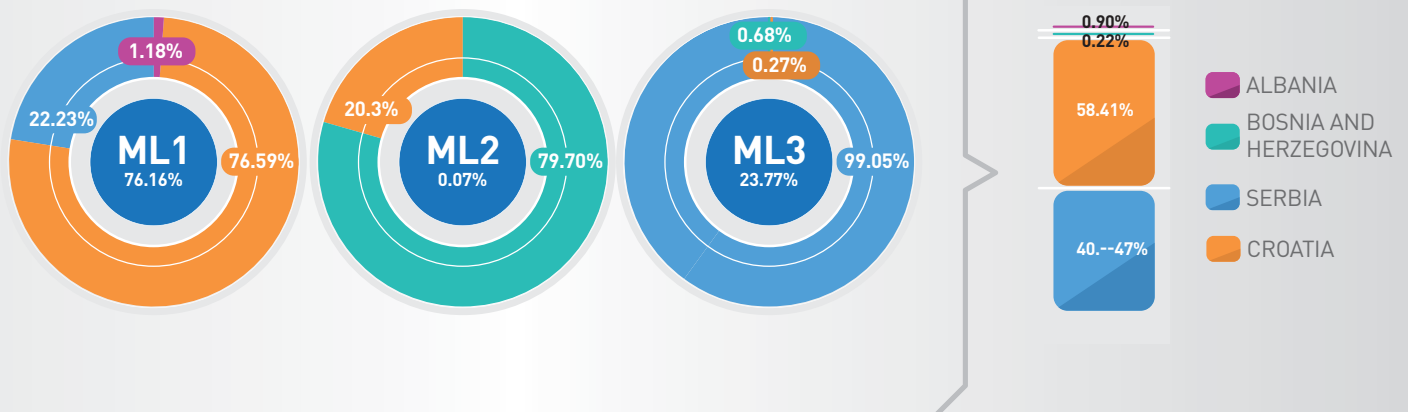
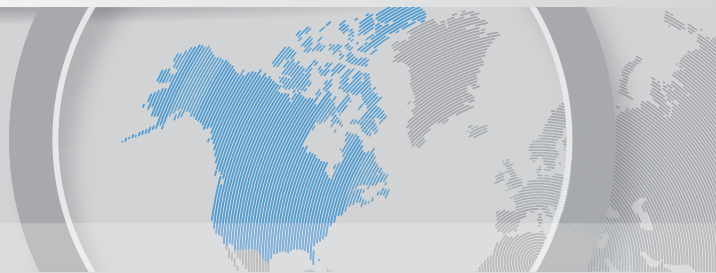
84,678,110 €

329,408,883 € VALUE OF LICENSES ISSUED IN EUROS

25.71%
OF VALUE
OF LICENSES ISSUED
WAS USED



112 LICENSES ISSUED



NORTH AMERICA					
		ML 1	ML 2	ML 3	TOTAL per destination
Albania	a	4			4
	b	765 432			765 432
	c	762 145			762 145
Bosnia and Herzegovina	a		2	1	3
	b		46 336	136 000	182 336
	c		46 336	136 000	182 336
Croatia	a	64	1	1	66
	b	194 303 151	14 159	55 288	194 372 598
	c	49 394 906	11 799	55 288	49 461 993
Serbia	a	30		9	39
	b	29 822 109		104 266 408	134 088 517
	c	14 337 069		19 934 568	34 271 636
TOTAL PER ML category	a	98	3	11	112
	b	224 890 692	60 495	104 457 696	329 408 883
	c	64 494 120	58 135	20 125 856	84 678 110

Key | a = number of licenses issued | b = value of licenses issued in Euros | c = value of arms exports in Euros

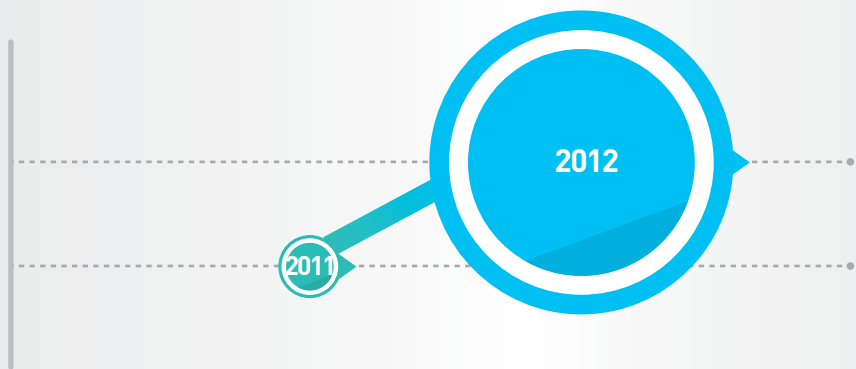
EXPORT TO

NORTH EAST ASIA

58,750 €

58,750 € VALUE OF LICENSES ISSUED IN EUROS

100%
OF VALUE
OF LICENSES ISSUED
WAS USED




32,905.62% EXPORTS GROWTH
COMPARED TO 2011

N/A EXPORTS GROWTH
COMPARED TO 2010

N/A EXPORTS GROWTH
COMPARED TO 2009

1 LICENSE
ISSUED



**BOSNIA AND
HERZEGOVINA**

NORTH EAST ASIA			
		ML 3	TOTAL per destination
Bosnia and Herzegovina	a	1	1
	b	58 750	58 750
	c	58 750	58 750
TOTAL PER ML category	a	1	1
	b	58 750	58 750
	c	58 750	58 750

Key

a = number of licenses issued

b = value of licenses issued in Euros


c = value of arms exports in Euros

EXPORT TO OCEANIA

948,307 €

1,172,410 € VALUE OF LICENSES ISSUED IN EUROS

80.89%
OF VALUE
OF LICENSES ISSUED
WAS USED

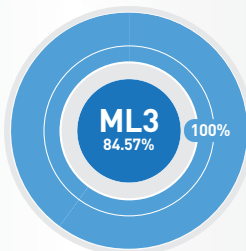
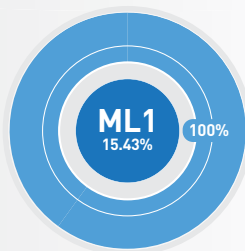


72.25% EXPORTS GROWTH
COMPARED TO 2011

38.68% EXPORTS GROWTH
COMPARED TO 2010

298.99% EXPORTS GROWTH
COMPARED TO 2009

7 LICENSES ISSUED



SERBIA

OCEANIA				
		ML 1	ML 3	TOTAL per destination
Serbia	a	3	4	7
	b	146 332	1 026 079	1 172 410
	c	146 332	801 976	948 307
TOTAL PER ML category	a	3	4	7
	b	146 332	1 026 079	1 172 410
	c	146 332	801 976	948 307

Key

a = number of licenses issued

b = value of licenses issued in Euros

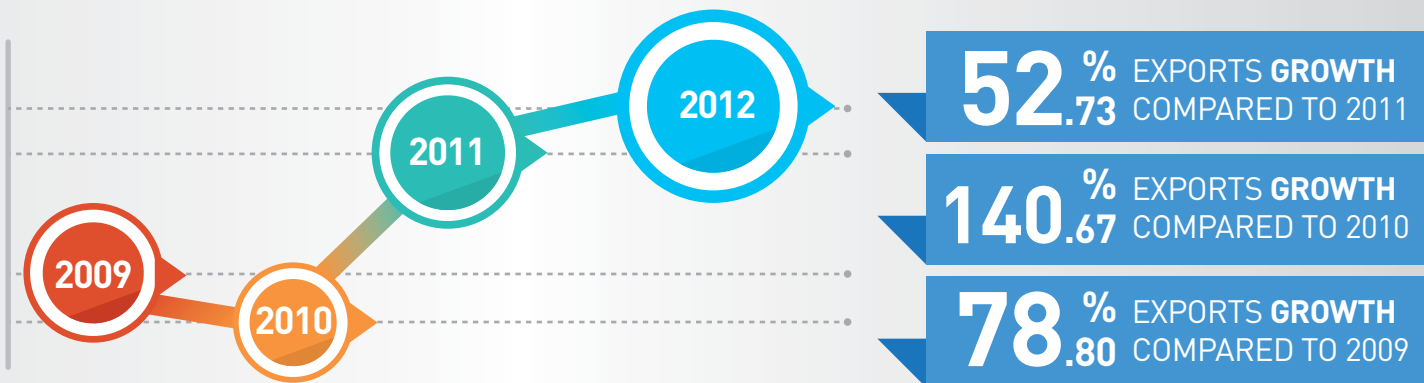
c = value of arms exports in Euros

EXPORT TO OTHER EUROPEAN COUNTRIES

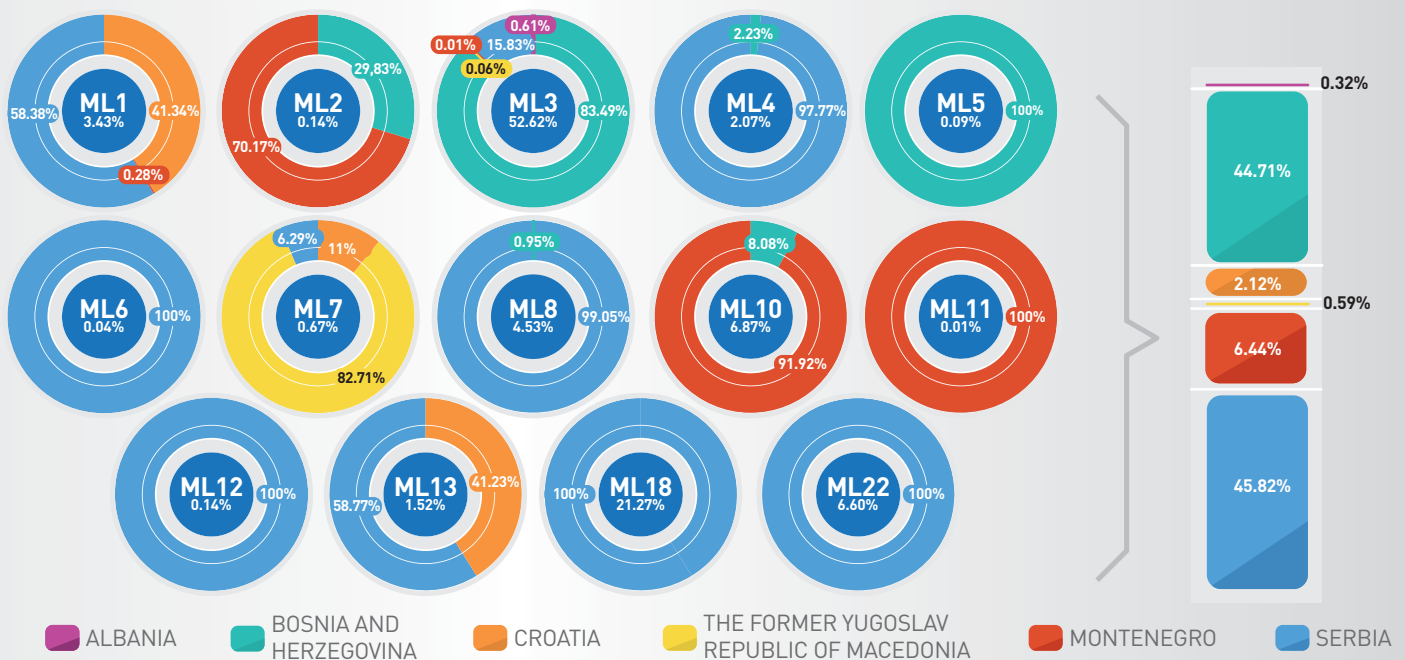
31,857,186 €

41,958,916 € VALUE OF LICENSES ISSUED IN EUROS

75.92%
OF VALUE
OF LICENSES ISSUED
WAS USED



157 LICENSES ISSUED



OTHER EUROPEAN COUNTRIES		ML 1	ML 2	ML 3	ML 4	ML 5	ML 6	ML 7
Albania	a			2				
	b			102 054				
	c			102 054				
Bosnia and Herzegovina	a		2	26	2	2		
	b		13 389	17 917 188	14 720	29 892		
	c		13 389	13 995 587	14 720	29 229		
Croatia	a	10						1
	b	453 839						23 610
	c	452 016						23 610
the former Yugoslav Republic of Macedonia	a			1				3
	b			9 960				177 551
	c			9 960				177 551
Montenegro	a	3	2	3				
	b	255 226	1 135 109	156 290				
	c	3 038	31 500	1 662				
Serbia	a	14		23	6		1	1
	b	1 108 512		3 757 551	648 980		11 283	13 500
	c	638 428		2 653 991	644 180		11 283	13 500
TOTAL PER ML category	a	27	4	55	8	2	1	5
	b	1 817 577	1 148 498	21 943 043	663 700	29 892	11 283	214 661
	c	1 093 482	44 889	16 763 254	658 900	29 229	11 283	214 661

OTHER EUROPEAN COUNTRIES		ML 8	ML 10	ML 11	ML 12	ML 13	ML 18	ML 22	TOTAL per destination
Albania	a								2
	b								102 054
	c								102 054
Bosnia and Herzegovina	a	1	3						36
	b	13 750	228 028						18 216 967
	c	13 750	176 760						14 243 435
Croatia	a					6			17
	b					331 283			808 732
	c					199 133			674 759
the former Yugoslav Republic of Macedonia	a								4
	b								187 511
	c								187 511
Montenegro	a		13	1					22
	b		2 142 226	18 500					3 707 351
	c		2 011 143	3 500					2 050 843
Serbia*	a	9	1			5	7	9	76
	b	2 104 716	53 046		45 000	364 540	7 446 199	3 382 974	18 936 301
	c	1 428 273			45 000	283 840	6 777 275	2 102 814	14 598 584
TOTAL PER ML category	a	10	17	1		11	7	9	157
	b	2 118 466	2 423 300	18 500	45 000	695 823	7 446 199	3 382 974	41 958 916
	c	1 442 023	2 187 903	3 500	45 000	482 973	6 777 275	2 102 814	31 857 186

Key | a = number of licenses issued | b = value of licenses issued in Euros | c = value of arms exports in Euros

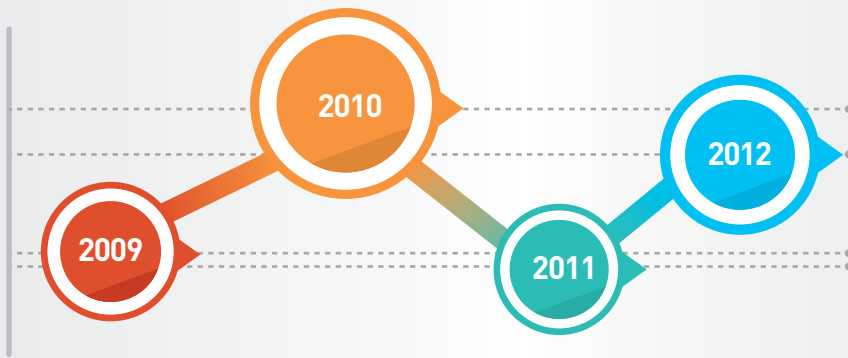
EXPORT TO

SOUTH AMERICA

3,483,237 €

4,669,394 € VALUE OF LICENSES ISSUED IN EUROS

74.60%
OF VALUE
OF LICENSES ISSUED
WAS USED

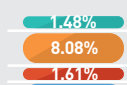
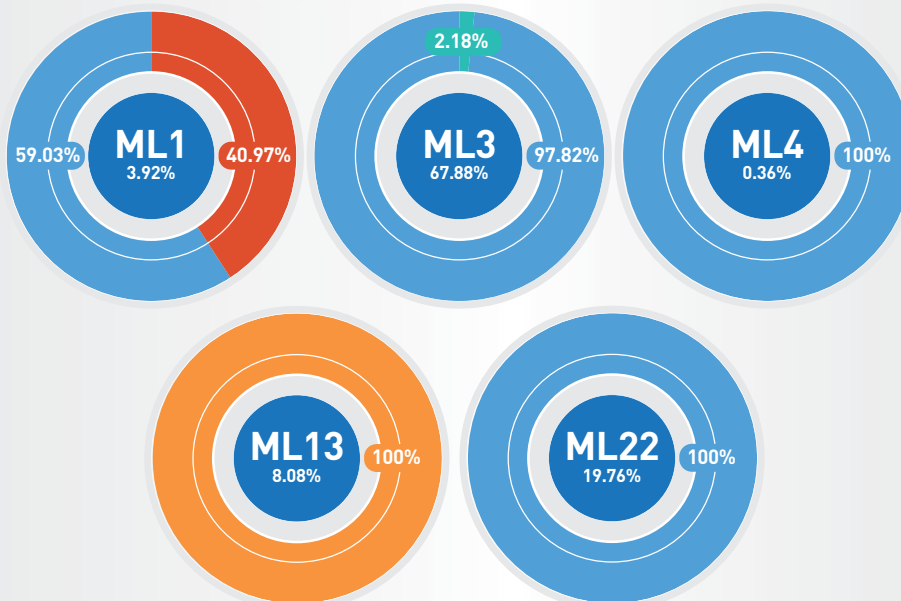


39.45% EXPORTS **GROWTH**
COMPARED TO 2011

34.83% EXPORTS **DECLINE**
COMPARED TO 2010

21.90% EXPORTS **GROWTH**
COMPARED TO 2009

16 LICENSES ISSUED



- BOSNIA AND HERZEGOVINA
- CROATIA
- MONTENEGRO
- SERBIA

SOUTH AMERICA		ML 1	ML 3	ML 4	ML 8
Bosnia and Herzegovina	a		1		
	b		51 510		
	c		51 510		
Croatia	a				
	b				
	c				
Montenegro	a	1			
	b	56 000			
	c	56 000			
Serbia	a	3	8	1	1
	b	990 858	2 377 058	12 504	12 455
	c	80 682	2 312 883	12 504	
TOTAL PER ML category	a	4	9	1	1
	b	1 046 858	2 428 568	12 504	12 455
	c	136 682	2 364 393	12 504	

SOUTH AMERICA		ML 13	ML 22	TOTAL PER destination
Bosnia and Herzegovina	a			1
	b			51 510
	c			51 510
Croatia	a	1		1
	b	480 750		480 750
	c	281 400		281 400
Montenegro	a			1
	b			56 000
	c			56 000
Serbia	a		1	13
	b		688 258	4 081 134
	c		688 258	3 094 327
TOTAL PER ML category	a	1	1	16
	b	480 750	688 258	4 669 394
	c	281 400	688 258	3 483 237

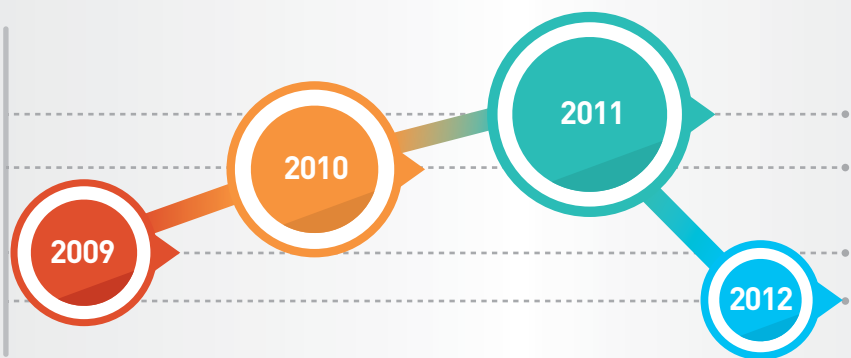
Key | a = number of licenses issued | b = value of licenses issued in Euros | c = value of arms exports in Euros

EXPORT TO SOUTH ASIA

3,559,426 €

21,504,601 € VALUE OF LICENSES ISSUED IN EUROS

16.55%
OF VALUE
OF LICENSES ISSUED
WAS USED

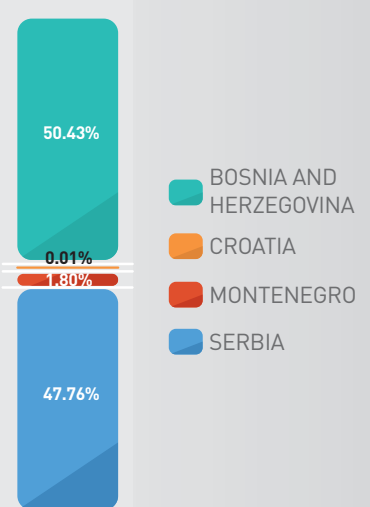
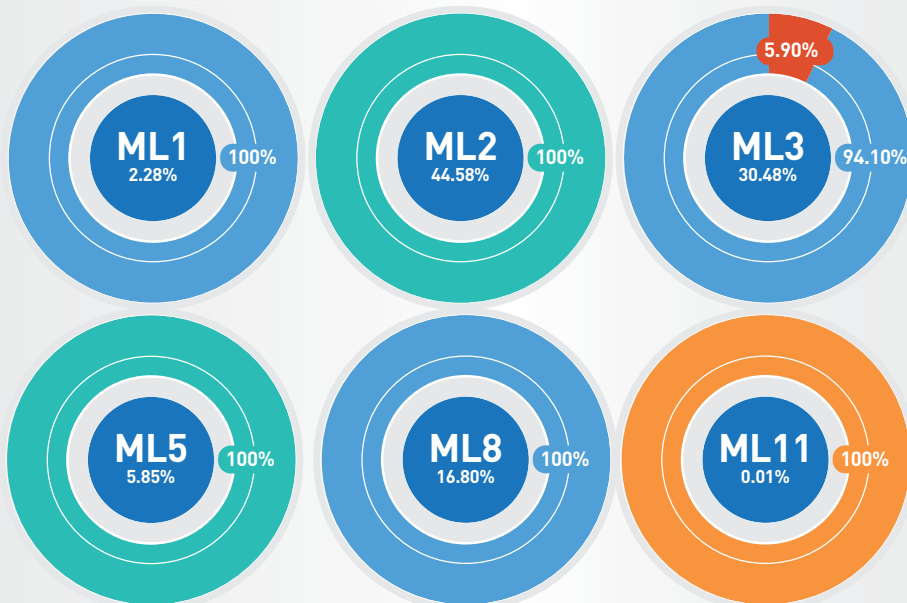



68.11% EXPORTS DECLINE COMPARED TO 2011

57.33% EXPORTS DECLINE COMPARED TO 2010

38.61% EXPORTS DECLINE COMPARED TO 2009

21 LICENSES ISSUED



SOUTH ASIA		ML 1	ML 2	ML 3	ML 5	ML 6
Bosnia and Herzegovina#	a		2	2	1	
	b		1 586 835		208 144	
	c		1 586 835		208 144	
Croatia	a					
	b					
	c					
Montenegro	a			2		
	b			64 482		
	c			64 052		
Serbia*	a	5	1	5		
	b	475 337	11 015 369	1 080 355	1 020 632	4 111 107
	c	81 240		1 020 814		
TOTAL PER ML category	a	5	3	9	1	
	b	475 337	12 602 204	1 144 837	1 228 776	4 111 107
	c	81 240	1 586 835	1 084 866	208 144	

SOUTH ASIA		ML 8	ML 11	ML 13	TOTAL per destination
Bosnia and Herzegovina	a				5
	b				1 794 979
	c				1 794 979
Croatia	a		1	1	2
	b		280	1 344 000	1 344 280
	c		280		280
Montenegro	a				2
	b				64 482
	c				64 052
Serbia	a	1			12
	b	598 060			18 300 860
	c	598 060			1 700 115
TOTAL PER ML category	a	1	1	1	21
	b	598 060	280	1 344 000	21 504 601
	c	598 060	280		3 559 426

Key | a = number of licenses issued | b = value of licenses issued in Euros | c = value of arms exports in Euros

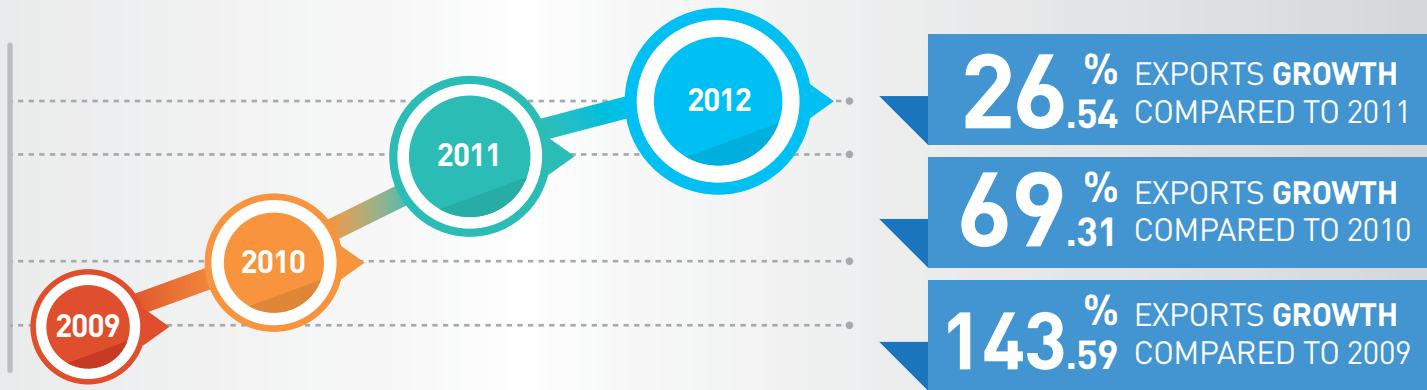
EXPORT TO

SOUTH EAST ASIA

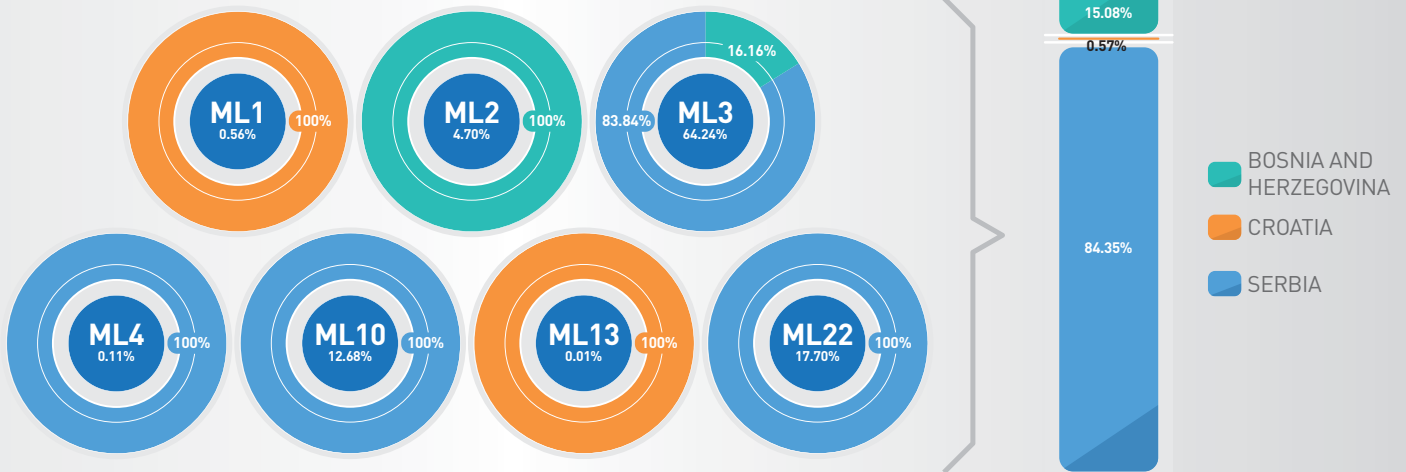
14,123,077 €

20,181,350€ VALUE OF LICENSES ISSUED IN EUROS

69.98%
OF VALUE
OF LICENSES ISSUED
WAS USED



36 LICENSES ISSUED



SOUTH EAST ASIA		ML 1	ML 2	ML 3	ML 4	ML 6
Bosnia and Herzegovina	a		1	5		
	b		664 455	1 465 710		
	c		664 455	1 465 710		
Croatia	a	3				
	b	78 695				
	c	78 598				
Montenegro	a	1				
	b	62 576				
	c					
Serbia*	a			21		1
	b			10 877 585	15 231	454 683
	c			7 606 515	15 231	
TOTAL PER ML category	a	4	1	26		1
	b	141 271	664 455	12 343 295	15 231	454 683
	c	78 598	664 455	9 072 225	15 231	

SOUTH EAST ASIA		ML 10	ML 13	ML 15	ML 22	TOTAL per destination
Bosnia and Herzegovina	a					6
	b					2 130 165
	c					2 130 165
Croatia	a		1			4
	b		1 700			80 395
	c		1 700			80 298
Montenegro	a					1
	b					62 576
	c					
Serbia	a	1		1	1	25
	b	1 790 437		3 789	4 766 489	17 908 214
	c	1 790 437			2 500 431	11 912 614
TOTAL PER ML category	a	1	1	1	1	36
	b	1 790 437	1 700	3 789	4 766 489	20 181 350
	c	1 790 437	1 700		2 500 431	14 123 077

Key | a = number of licenses issued | b = value of licenses issued in Euros | c = value of arms exports in Euros

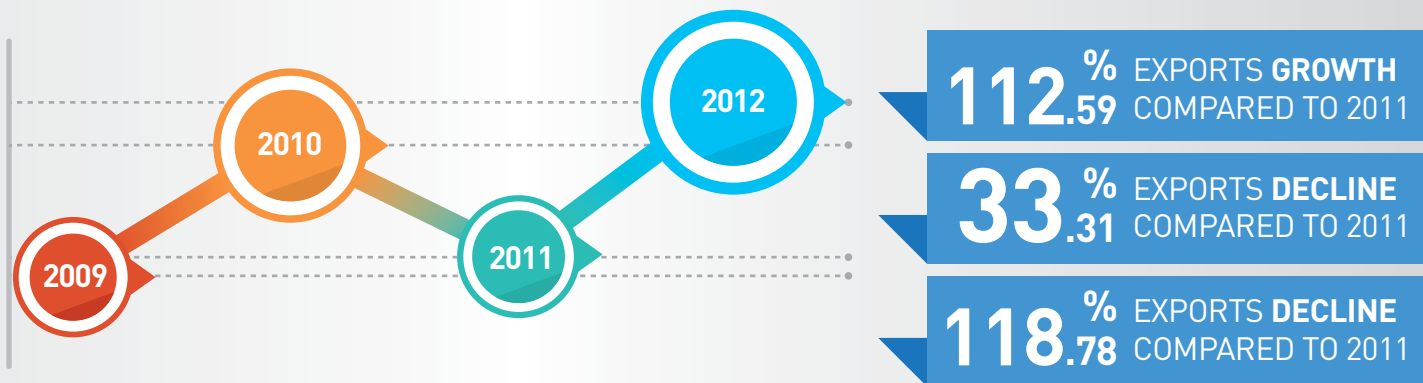
EXPORT TO

SUB-SAHARAN AFRICA

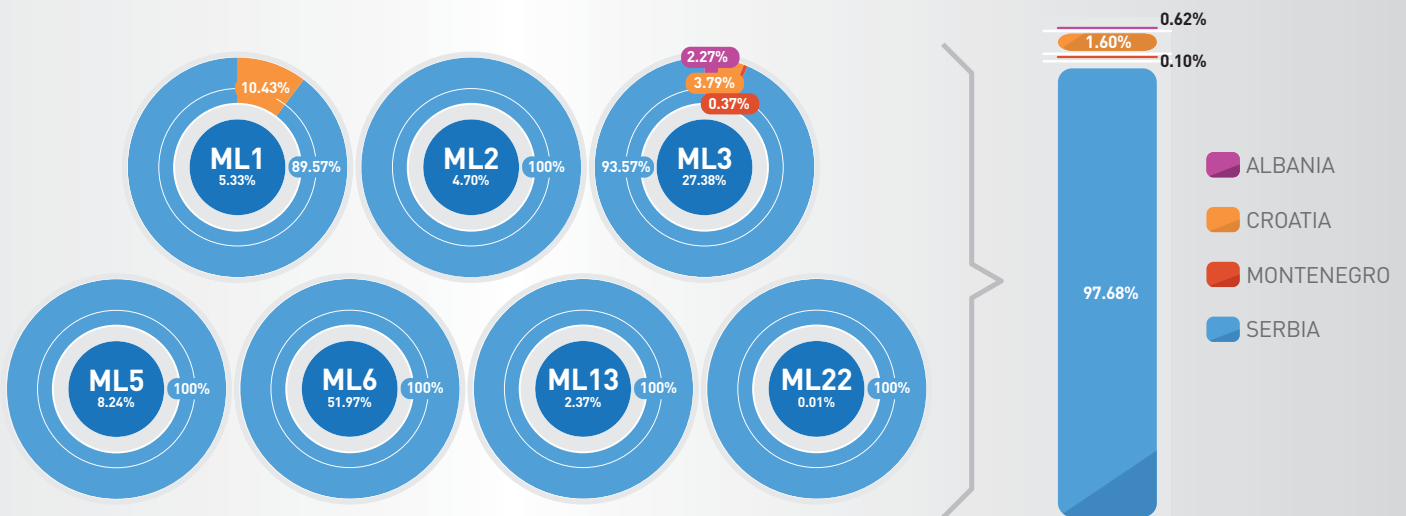
20,315,458 €

32,788,512 € VALUE OF LICENSES ISSUED IN EUROS

61.96%
OF VALUE
OF LICENSES ISSUED
WAS USED



40 LICENSES ISSUED



SUB-SAHARAN AFRICA		ML 1	ML 2	ML 3	ML 5	ML 6
Albania	a			3		
	b			602 310		
	c			126 211		
Croatia	a	1		2		
	b	113 000		210 920		
	c	113 000		210 920		
Montenegro	a	1		1		
	b	59 139		76 618		
	c			20 760		
Serbia*	a	12	3	13		2
	b	1 103 524	10 967 919	6 927 022	1 674 676	10 557 340
	c	970 247	954 380	5 204 482	1 674 676	10 557 340
TOTAL PER ML category	a	14	3	19		2
	b	1 275 663	10 967 919	7 816 870	1 674 676	10 557 340
	c	1 083 247	954 380	5 562 373	1 674 676	10 557 340

SUB-SAHARAN AFRICA		ML 10	ML 13	ML 22	TOTAL per destination
Albania	a				3
	b				602 310
	c				126 211
Croatia	a				3
	b				323 920
	c				323 920
Montenegro	a	1			3
	b	12 601			148 358
	c				20 760
Serbia*	a		1		31
	b		481 509	1 934	31 713 924
	c		481 509	1 934	19 844 567
TOTAL PER ML category	a	1	1		40
	b	12 601	481 509	1 934	32 788 512
	c		481 509	1 934	20 315 458

Key | a = number of licenses issued | b = value of licenses issued in Euros | c = value of arms exports in Euros




TABLE SHOWING EXPORTS TO UNITED NATIONS-MANDATED OR OTHER INTERNATIONAL MISSIONS IN 2012

Destination country:

CYPRUS

EXPORTING STATE	UNITED NATIONS-MANDATED OR OTHER INTERNATIONAL MISSIONS	DESCRIPTION OF GOODS
Republic of Serbia	United Nations to Cyprus (UNFICYP)	Personal weapons and protection equipment

LEBANON

EXPORTING STATE	UNITED NATIONS-MANDATED OR OTHER INTERNATIONAL MISSIONS	DESCRIPTION OF GOODS
Republic of Serbia	United Nations to Lebanon (UNIFIL)	Personal weapons and equipment Vehicle VPB M86A

IV

INFORMATION ON NATIONAL LEGISLATION RELEVANT TO ARMS EXPORT CONTROL

STATE	NATIONAL LEGISLATION	EU CODE OF CONDUCT / EU COMMON POSITION	BROKERING PROVISIONS
Republic of Albania	<p>Law No. 9707, date 5.4.2007 "On State Export Control of Arms Transfer, Dual Use Goods and Related Technologies".</p> <p>The Council of Ministers Decision No.43, date 16.01.2008 "On organizing, function and status of State Export Control Authority"</p> <p>The Council of Ministers Decision 106, on 9.2.2011: "On the approval of the updated lists of military goods and related technologies with dual use, which undergo the import-export state control".</p> <p>The Council of Ministers' Decision 305, on 25.3.2009 "On the designating procedure, regarding the issuing of assured legal documents in the field of state control activities of import-export, military goods, and related technologies of dual use".</p> <p>The Council of Ministers' Decision 304, on 25.3.2009 "On the designating procedures regarding expertise's fulfillment and the control by the State Control Authority of Exports".</p> <p>The Council of Ministers' Decision 604, on 28.8.2003 "On approval, in principle, of code of conduct of European Union on weapons exports".</p> <p>The Council of Ministers' Decision 341, 8.4.2009 "On designating fees for issued legal documents".</p> <p>The Council of Ministers' Decision 76, on 30.12.2008 "On designated format, schedules and presentation time of reports".</p>	<p>The Council of Ministers' Decision 604, on 28.8.2003 "On approval, in principle, of code of conduct of European Union on weapons exports".</p> <p>Intention to be aligned with the Council's Common Position 2008/944/CFSP.</p>	<p>Law No. 9707, date 5.4.2007 "On State Export Control of Arms Transfer, Dual Use Goods and Related Technologies".</p>

STATE	NATIONAL LEGISLATION	EU CODE OF CONDUCT / EU COMMON POSITION	BROKERING PROVISIONS
Bosnia and Herzegovina	<p>The Law on Controls of International Transfers of Goods and Services of Strategic Importance for the Security of Bosnia and Herzegovina ("Official Gazette of BiH" No. 103/09).</p> <p>The above Law is planned to be divided into two new laws: the Law on Controls of International Transfers of Weapons, Military Equipment and Special Use Products and the Law on Controls of International Transfers of Dual-use Goods.</p> <p>Guidelines to the procedure of registration of legal entities and individuals for international transfers of goods and services of strategic importance for the security of Bosnia and Herzegovina ("Official Gazette of BiH" No. 19/10).</p> <p>Guidelines on the requirements and procedure for licensing international transfers of goods and services of strategic importance for the security of Bosnia and Herzegovina ("Official Gazette of BiH" No. 19/10).</p> <p>Guidelines on the manner and procedure of regulating temporary import, temporary export and transit of sports and hunting weapons and ammunition ("Official Gazette of BiH" No. 19/10).</p> <p>Guidelines on conducting oversight of legal entities and individuals that have been licensed or registered for the performance of international transfers of goods from the control lists ("Official Gazette of BiH" No. 28/10).</p> <p>EU Council Common Position 2008/944/CFSP of 8th December 2008 defining common rules governing the control of exports of military technology and equipment ("Official Gazette of BiH" No. 30/10).</p> <p>Common Military List ("Official Gazette of BiH" No. 40/10). List of Dual-Use Goods ("Official Gazette of BiH" No. 52/10).</p> <p>"List of Dual-Use Goods ("Official Gazette of BiH" No. 52/10)"</p> <p>List of Special-Use Goods ("Official Gazette of BiH" No. 40/10).</p>	<p>The 2009 Law has been harmonized with the:</p> <p>EU Council Common Position 2008/944/CFSP of 8th December 2008 defining common rules governing the control of exports of military technology and equipment.</p> <p>Common Position 2003/468/CFSP on the Control of Arms Brokering.</p> <p>EU Council Joint Action (2000/401/CFSP) concerning the control of technical assistance related to certain military end-uses.</p> <p>Standards established by the UN SC Resolution 1540 on the prevention of proliferation of weapons of mass destruction.</p> <p>Convention on prohibitions or restrictions on the use of Certain Conventional Weapons.</p>	<p>The 2009 Law has been harmonized with the Common Position of the Council of Europe on the Controls of Arms Brokering.</p>

STATE	NATIONAL LEGISLATION	EU CODE OF CONDUCT / EU COMMON POSITION	BROKERING PROVISIONS
Republic of Croatia	<p>Exports of weapons provided under the List of Weapons and Military Equipment (which is harmonized each year with the EU Military List) and weapons regulated under the National List of Non-military Weapons (hunting and sports weapons which are not included in the Military List) in the Republic of Croatia are regulated by the Law on Oversight of Import and Export of Military and Non-Military Lethal Goods, published in the Official Gazette of RH (NN 80/2013)</p> <p>Rule on Transport of the military goods, defense products and non-military ordinances (Narodne novine, 104/2013)</p> <p>The Decision on Passing the List of the Military Goods, defense products and non-military Ordinances (Narodne novine 100/2013)</p>	The Law is harmonized with the EU Council Common Position defining common rules governing the control of exports of military technology and equipment.	The Law is harmonized with the Common Position of the Council of Europe on the Controls of Arms Brokering.

STATE	NATIONAL LEGISLATION	EU CODE OF CONDUCT / EU COMMON POSITION	BROKERING PROVISIONS
the former Yugoslav Republic of Macedonia	<p>Law on Weapons („Official Gazzete of the Republic of Macedonia”, No. 7/05, 47/06, 42/07, 86 /08, 72/10, 158/2011)</p> <p>Edited text of the Law on Weapons (“Official Gazzete of the Republic of Macedonia”, No. 142/2010)</p> <p>Rules of Procedure for the forms and the record-keeping of weapons and ammunition („Official Gazzete of the Republic of Macedonia”, No. 93/2005, 94/2009, 2/2010 and 156/2010)</p> <p>Rules of Procedure on the transfer of weapons and ammunition across state borders (“Official Gazzete of the Republic of Macedonia”, No. 51/2007)</p> <p>Rules of Procedure on the types of weapons that can be acquired with an approval and the importance of certain types of weapons from categories A and D (“Official Gazzete of the Republic of Macedonia”, No. 51/2007 and 2/2011)</p> <p>Rules of Procedure on the electronically issued forms and approval requirements for the import of weapons and ammunition, for the export of weapons and ammunition, for the transfer of weapons and ammunition during import, for the transfer of weapons and ammunition during export, for the transfer of weapons and ammunition during transit, and for the transport of the weapons and ammunition during transit. (“Official Gazzete of the Republic of Macedonia”, No. 94/2009 and 156/2010)</p>		Law on Weapons Official Gazzete of the Republic of Macedonia”, No19/2013,

STATE	NATIONAL LEGISLATION	EU Code of Conduct / EU Common Position	BROKERING PROVISIONS
Republic of Serbia	Law on Foreign Trade in Weapons, Military Equipment and Dual-Use Goods ("Official Journal of Serbia and Montenegro", nr. 7/05).	<p>EU Code of Conduct on Arms Exports has been incorporated in the bylaw – Decree on the Licensing Criteria for Exports of Arms, Military Equipment and Dual-Use Goods ("Official Journal of SCG", no.11/05).</p> <p>On 20th November 2008 the Government of the Republic of Serbia adopted a Decision on accepting the criteria from the EU Code of Conduct on Arms Exports and officially informed the EU Council's General Secretariat thereof on 25th November 2008.</p>	<p>Provisions of Art. 6. item 4) of the Law define the scope of foreign trade, including '...mediation (brokering) re-export ... and other services ...'.</p> <p>Art. 9 of the Law sets down that foreign trade is subject to a license from the competent ministry.</p> <p>Art. 12, par. 1. prescribes a Register of persons that may perform foreign trade in controlled goods.</p> <p>Art. 28, par. 1. prescribes maintaining a database.</p> <p>Art. 34 prescribes keeping foreign transfers documentation for 10 years - which is in accordance with Art. 3. and Art. 4. of the EU Council's Common Position (2003/468/CFSP) and the recommendation to perform export controls in the area of arms brokering according to the national legislation. These controls are carried out in the territory of the Republic of Serbia.</p>

STATE	NATIONAL LEGISLATION	EU CODE OF CONDUCT / EU COMMON POSITION	BROKERING PROVISIONS
Montenegro	Law on Foreign Trade in Weapons, Military Equipment and Dual-Use Goods ("Official Journal of Montenegro", No. 80/08)	<p>In May 2008 the Montenegrin Ministry of Interior officially informed the European Commission of its intention to observe all the criteria of the EU Code of Conduct in its procedures of control of exports of weapons, military equipment and dual-use goods.</p> <p>In February 2009 the Ministry of Economic Development officially informed the European Commission that the Republic of Montenegro will observe the Council's Common Position 2008/944/CFSP.</p> <p>In addition, the criteria of EU Code of Conduct have been incorporated in the Law on Foreign Trade in Weapons, Military Equipment and Dual-Use Goods (Articles 18,19 and 20.).</p>	<p>Provisions of Art. 9 items 11 and 12 and Art. 8 of the Law define the term and regulate the control of brokering activities.</p> <p>By expanding controls so as to include brokering and brokering activities, the area of arms brokering control has been brought into conformity with the European Union Council's Common Position (2003/468/CFSP), which prescribes that a brokering license shall be required from the authorities of the country where brokering takes place, or the country where the broker is seated or resides.</p>



































V

TABLE OF REGIONAL ACTIVITIES IN WHICH STATES PARTICIPATED DURING 2012¹

HOST COUNTRY & DATE	PARTICIPANTS	STATE OR ORGANIZATION SUPPORTING THE ACTIVITY	DESCRIPTION OF THE ACTIVITY
Zagreb, Croatia January 2012	Bosnia and Herzegovina, Croatia, Montenegro, Serbia, the former Yugoslav Republic of Macedonia	EXBS	Regional Arms Brokering Conference
Brussels, Belgium 22-23 March 2012	Albania, Bosnia and Herzegovina, Croatia, Montenegro, Serbia, the former Yugoslav Republic of Macedonia	EU/BAFA	Southeast Europe – Meeting with the EU Commission
Jahorina, BiH 27 March 2012	Albania, Bosnia and Herzegovina, Croatia, Montenegro, Serbia, the former Yugoslav Republic of Macedonia	SEESAC	7 th Meeting of RIEP
Belgrade, Serbia 18-20 April 2012	Albania, Bosnia and Herzegovina, Croatia, Montenegro, Serbia, the former Yugoslav Republic of Macedonia	UNIDIR, EU, MFA of the Republic of Serbia	Regional Seminar on ATT for countries in the wider Europe
Warsaw, Poland 8-10 May 2012	Albania, Bosnia and Herzegovina, Croatia, Montenegro, Serbia, the former Yugoslav Republic of Macedonia	OPCW	11 th Regional Meeting of OPCW (East Europe)
Portorož, Slovenia 7-9 May 2012	Albania, Bosnia and Herzegovina, Montenegro, the former Yugoslav Republic of Macedonia	US, EU/BAFA	13 th International Export Control Conference
Vienna, Austria 15 Jun 2012	Bosnia and Herzegovina, Serbia	Wassenaar Arrangement Secretariat	Plenary Session of the Non-member Countries of Wassenaar Arrangement
Tirana, Albania 17-23 Jun 2012	Bosnia and Herzegovina, Montenegro, the former Yugoslav Republic of Macedonia	EXBS	Regional Workshop on Basics of Export Control
Zagreb, Croatia 27-31 August 2012	Albania, Croatia, Bosnia and Herzegovina, Montenegro, the former Yugoslav Republic of Macedonia	OPCW	Regional Workshop (Eastern Europe) on Customs Procedures and Technical Aspects of CWC Transfers
Tirana, Albania 20 November 2012	Albania, Croatia, Bosnia and Herzegovina, Montenegro, Serbia, the former Yugoslav Republic of Macedonia	SEESAC	8 th Meeting of RIEP
The Hague, Netherlands 22-25 November 2012	Albania, Bosnia and Herzegovina	OPCW	14 th Meeting of CWC National Authorities
Ispra, Italy 27-28 November 2012	Albania, Croatia, Bosnia and Herzegovina, Montenegro, Serbia, the former Yugoslav Republic of Macedonia	Joint Research Centre	Workshop: Technical Issues and Best Practices in the Implementation of EU Dual-use List

¹ The table only includes activities related to arms export controls in which at least two states in the region participated.

TABLE SHOWING INTERNET ADDRESSES AND CONTACT DETAILS OF NATIONAL AUTHORITIES RESPONSIBLE FOR ARMS EXPORT CONTROL

STATE	INSTITUTION	CONTACT DETAILS	WEBSITE
Republic of Albania	State export control authority	 Rr. "Skënderbej", Pall, 4 Kati V, Tiranë, Albania.  +35542416096  @ info_akshe@mod. gov.al	www.akshe.gov.al
Bosnia and Herzegovina	Ministry of Foreign Trade and Economic Relations	 Sarajevo, Musala 9 Tel:  +387 33 220 546	www.mvteo.gov.ba
	Ministry of Defence	 Sarajevo, Hamdije Kreševljakovića 98  +387 33 286 545	www.mod.gov.ba
	Ministry of Foreign Affairs	 Sarajevo, Musala 2  +387 33 281 100	www.mfa.gov.ba
	Ministry of Security	 Sarajevo, Trg BiH 2  +387 33 213 623	www.msb.gov.ba
Republic of Croatia	Ministry of Economy ⁱ	 Ulica grada Vukovara 78, 10 000 Zagreb,  +385 1 610 61 11	www.mingo.hr
the former Yugoslav Republic of Macedonia	Ministry of Foreign Affairs	 @ geleva@mfa.gov.mk  +389 23 124 077  +389 23 115 790	www.mfa.gov.mk
	Ministry of Interior	 @ dusko_ivanov@moi.gov.mk  + 389 2 3238595;  +389 2 3226012  +389 2 3142788	www.moi.gov.mk
	Ministry of Defence	 @ tomlav.rizevski@morm.gov.mk  +389 328 22 55	www.morm.gov.mk
Montenegro	Ministry of Economy	 Rimski trg 45, Podgorica  + 382 (0) 20 482 294  +382 (0) 20 234 576	www.mek.gov.me
	Ministry of Defence	 Jovana Tomasevica br. 29, Podgorica  + 382 (0) 20 483 297  + 382 (0) 20 483 261	www.gov.me/odbrana/
	Ministry of Interior Affairs	 Bulevar Svetog Petra Cetinjskog br. 22, Podgorica  + 382 (0) 20 481 801  + 382 (0) 20 227 325	www.mup.gov.me
	Ministry of Foreign Affairs and European Integration	 Stanka Dragojevića 2, Podgorica  + 382 (0) 20 244 413  +382 (0) 20 225 702	www.mip.gov.me

ⁱ The Ministry of Economy issues arms export licences on the basis of a consensus of the members of the Commission, which is composed of the representatives of ministries for foreign affairs, interior, defense and economy.

STATE	INSTITUTION	CONTACT DETAILS	WEBSITE
Republic of Serbia	Ministry of Trade, Tourism and Telecommunications	 Belgrade, Nemanjina 26  +381 (11) 2 642 115; 363 1511  +381 (11) 2642 108; 2642 119  jasmira.roskic@mtt.gov.rs	www.mtt.gov.rs
	Ministry of Foreign Affairs	 Security Policy Sector, Arms Control and Defence Cooperation Section Kneza Miloša 24, Belgrade  +381 (11) 30 68 936  +381 (11) 30 68 927  okn@mfa.rs	www.mfa.gov.rs
	Ministry of Defence	 Material Resources Sector Nemanjina 15, Belgrade  +381 (11) 2059 029  +381 (11) 3006 221	www.mod.gov.rs
	Ministry of Internal Affairs	 Emergency Management Sector, Department for Prevention Ul. Kneza Miloša br. 101 Belgrade  +381 (11) 3612 913  +381 64 892 4239	www.mup.gov.rs

CIP - Каталогизација у публикацији -
Народна библиотека Србије, Београд

339.564:623.44(497)"2012"(083.41)

REGIONAL Report on Arms Exports in 2012 / [editors Ivan
Zveržhanovski, Iva Savić]. - Beograd : SEESAC, 2014 (Be-
ograd : Bigraf plus). - 83 str. :
tabele ; 30 cm

Tiraž 200.

ISBN 978-86-7728-210-3

1. Zveržhanovski, Ivan [уредник]
а) Оружје - Извоз - Балканске државе - 2012 - Статистика
COBISS.SR-ID 211353612

