



*Empowered lives.  
Resilient nations.*

A decorative graphic on the left side of the page, consisting of a grid of small, multi-colored dots (blue, purple, orange, green, grey) that tapers off to the right.

**REGIONAL REPORT**  
ON ARMS EXPORTS  
IN 2011

A smaller decorative graphic in the center-right, consisting of a small cluster of multi-colored dots.



**REGIONAL  
REPORT  
ON ARMS  
EXPORTS  
IN 2011**

The South Eastern and Eastern Europe Clearinghouse for the Control of Small Arms and Light Weapons (SEESAC) has a mandate from the United Nations Development Programme (UNDP) and the Regional Cooperation Council (RCC) to support all national and international stakeholders by strengthening national and regional capacity to control and reduce the proliferation and misuse of small arms and light weapons, and thus contribute to enhanced stability, security and development in South Eastern and Eastern Europe.

*For further information contact:*

SEESAC Coordinator

Hadži Melentijeva 30

11000 Belgrade

Serbia

Tel: (+381) (11) 344 6353; 383 6972; 383 6974

Fax: (+381) (11) 344 6356

[www.seesac.org](http://www.seesac.org)

## **REGIONAL REPORT ON ARMS EXPORTS IN 2011, BELGRADE, 2013**

### **ACKNOWLEDGEMENTS**

We would like to express our gratitude to the national authorities responsible for arms exports control in Albania, Bosnia and Herzegovina, Croatia the former Yugoslav Republic of Macedonia and Serbia who have made this report possible. The publication of the Regional Report on Arms Exports in 2011 was generously supported by the Ministry of Foreign Affairs of the Kingdom of Norway through the Phase II of SEESAC's *Support for an Arms Control Programme in the Western Balkans* project.

© SEESAC 2013 - All rights reserved

ISBN: 978-86-7728-186-1



*The views expressed in this report do not necessarily represent those of the Regional Cooperation Council or the United Nations Development Programme. The designations employed and the presentation of material in this publication do not imply the expression of the Regional Cooperation Council or the United Nations Development Programme concerning 1) the legal status of any country, territory or area, or of its authorities or armed groups; or 2) the delineation of its frontiers or boundaries.*

## INTRODUCTION

The possibility of producing a regional annual report on arms exports for South East Europe was discussed at the EU outreach events in Serbia (December 2007) and Slovenia (May 2008). Under the auspices of SEESAC, an agreement was reached to produce a regional report at a conference in Montenegro (June 2009).

All states in the region had already produced national reports that contain detailed information on their arms exports and with the support of SEESAC, twenty eight (28) reports were translated into English and printed. These national reports should remain the primary source of information on each country's arms exports.

The production of a regional annual report on arms exports is intended to help to consolidate the gains in transparency that have already been made in the region, while also demonstrating an ability and willingness to uphold the commitments associated with the Council Common Position 2008/944/CFSP defining common rules governing control of exports of military technology and equipment.

The report is a practical example of successful co-operation within the framework of the Regional Co-operation Council (RCC). Moreover, the report is evidence of the existing administrative capacity in the region and the desire to further comply with EU policies in the field of export controls.

The present report contains detailed information on arms exports of Albania, Bosnia and Herzegovina, Croatia, the former Yugoslav Republic of Macedonia and Serbia during 2011. A single, unified method for data collection and reporting was used by all five participating countries and it includes the number and value of all arms export licences issued in 2011, as well as the value of all exports which were realized based on those licences, regardless of whether the utilization took place in 2011 or 2012.

Furthermore the report contains data on transfers to United Nations-mandated or other international missions, key national legislation governing arms transfers, details of regional activities in which at least two states in the region participated and contact information for different ministries tasked with controlling transfers of conventional weapons.

The production of the regional report was made possible through the generous support of the Ministry of Foreign Affairs of the Kingdom of Norway to SEESAC implemented project *Support for an Arms Control Programme in the Western Balkans*.



# CONTENTS

<b>ANNEXES.....</b>	<b>7</b>
<b>I. BRIEF DESCRIPTION OF EU COMMON MILITARY LIST CATEGORIES.....</b>	<b>9</b>
<b>II. TABLES SETTING OUT EXPORTS PER DESTINATION, PER REGION AND WORLD WIDE.....</b>	<b>10</b>
<b>EXPORTS WORLDWIDE .....</b>	<b>10</b>
<b>ARMS EXPORTS PER DESTINATION .....</b>	<b>12</b>
<b>ARMS EXPORTS PER REGION.....</b>	<b>44</b>
<b>Central America and the Caribbean .....</b>	<b>44</b>
(Antigua and Barbuda, Bahamas, Barbados, Belize, Costa Rica, Cuba, Dominica, Dominican Republic, El Salvador, Grenada, Guatemala, Haiti, Honduras, Jamaica, Mexico, Nicaragua, Panama, Saint Kitts and Nevis, Saint Lucia, Saint Vincent and Grenadines, Trinidad and Tobago)	
<b>North Africa .....</b>	<b>45</b>
(Algeria, Libya, Morocco, Tunisia)	
<b>Central Asia .....</b>	<b>46</b>
(Kazakhstan, Kyrgyzstan, Tajikistan, Turkmenistan, Uzbekistan)	
<b>European Union .....</b>	<b>48</b>
(Austria, Belgium, Bulgaria, Cyprus, Czech Republic, Denmark; Denmark (Greenland), Denmark (Faeroes), Estonia, Finland, France, France (French Polynesia), France (Mayotte), France (New Caledonia), Germany, Greece, Hungary, Ireland, Italy, Latvia, Lithuania, Luxembourg, Malta, Netherlands, Netherlands (Aruba), Netherlands (Netherlands Antilles), Poland, Portugal, Romania, Slovakia, Slovenia, Spain, Sweden, United Kingdom, United Kingdom (Bermuda), United Kingdom (Cayman Islands), United Kingdom (Channel Islands), United Kingdom (Gibraltar), United Kingdom (St Helena), United Kingdom (Turcs and Caicos Islands)	
<b>Middle East .....</b>	<b>50</b>
(Bahrain, Egypt, Iran, Iraq, Israel, Jordan, Kuwait, Lebanon, Oman, Palestinian controlled territories, Qatar, Saudi Arabia, Syria, United Arab Emirates, Yemen)	
<b>North America .....</b>	<b>52</b>
(Canada, United States)	
<b>North East Asia.....</b>	<b>54</b>
(China (Mainland), China (Hong Kong), China (Macao), Korea (Democratic People's Republic of), Korea (Republic of), Japan, Mongolia, Taiwan)	
<b>Oceania.....</b>	<b>55</b>
(Australia, Fiji, Kiribati, Marshall Islands, Micronesia (Fed. States of), Nauru, New Zealand, Palau, Papua New Guinea, Samoa, Solomon Islands, Tonga, Tuvalu, Vanuatu)	
<b>Other European Countries .....</b>	<b>56</b>
(Albania, Andorra, Armenia, Azerbaijan, Belarus, Bosnia and Herzegovina, Croatia, Georgia, Holy See, Iceland, Liechtenstein, the former Yugoslav Republic of Macedonia, Republic of Moldova, Monaco, Montenegro, Norway, Russian Federation, Serbia, St Marino, Switzerland, Turkey, Ukraine)	
<b>South America .....</b>	<b>58</b>
(Argentina, Bolivia, Brazil, Chile, Colombia, Ecuador, Guyana, Paraguay, Peru, Suriname, Uruguay, Venezuela)	

<b>South Asia .....</b>	<b>60</b>
(Afghanistan, Bangladesh, Bhutan, India, Maldives, Nepal, Pakistan, Sri Lanka)	
<b>South East Asia .....</b>	<b>62</b>
(Brunei, Cambodia, Indonesia, Laos, Malaysia, Myanmar, Philippines, Singapore, Thailand, Timor Leste, Vietnam)	
<b>Sub-Saharan Africa.....</b>	<b>64</b>
(Angola, Benin, Botswana, Burkina Faso, Burundi, Cameroon, Cape Verde, Central African Republic, Chad, Comoros, Congo (Republic of), Congo (Democratic Republic of), Djibouti, Equatorial Guinea, Eritrea, Ethiopia, Gabon, Gambia, Ghana, Guinea, Guinea-Bissau, Ivory Coast, Kenya, Lesotho, Liberia, Madagascar, Malawi, Mali, Mauritania, Mauritius, Mozambique, Namibia, Niger, Nigeria, Rwanda, Sao Tome and Principe, Senegal, Seychelles, Sierra Leone, Somalia, South Africa, Sudan, Swaziland, Tanzania, Togo, Uganda, Zambia, Zimbabwe)	
<b>III. TABLES SHOWING EXPORTS TO UNITED NATIONS-MANDATED OR OTHER INTERNATIONAL MISSIONS IN 2011 .....</b>	<b>66</b>
<b>IV. INFORMATION ON NATIONAL LEGISLATION RELEVANT TO ARMS EXPORT CONTROL.....</b>	<b>67</b>
<b>V. TABLE OF REGIONAL ACTIVITIES IN WHICH STATES PARTICIPATED DURING 2011.....</b>	<b>73</b>
<b>VI. TABLE SHOWING INTERNET ADDRESSES AND CONTACT DETAILS OF NATIONAL AUTHORITIES RESPONSIBLE FOR ARMS EXPORT CONTROL .....</b>	<b>74</b>



# ANNEXES

The Information on Conventional Arms Exports by Albania, Bosnia and Herzegovina, Croatia, Serbia and the former Yugoslav Republic of Macedonia in the period from 1 January to 31 December 2011. The attached tables contain the following information:

- I. BRIEF DESCRIPTION OF EU COMMON MILITARY LIST CATEGORIES**
- II. TABLES SETTING OUT EXPORTS PER DESTINATION, PER REGION AND WORLDWIDE**  
 Figures are broken down by State, and where possible by EU Common Military List category (1), where (a) = number of licenses issued, (b) = value of licenses issued in Euros and (c) = the value of arms exports in Euros (2) (3) (4)
- III. TABLE SHOWING EXPORTS TO UNITED NATIONS-MANDATED OR OTHER INTERNATIONAL MISSIONS IN 2011**
- IV. INFORMATION ON NATIONAL LEGISLATION RELEVANT TO ARMS EXPORT CONTROL**
- V. TABLE OF REGIONAL ACTIVITIES IN WHICH STATES PARTICIPATED DURING 2011**
- VI. TABLE SHOWING INTERNET ADDRESSES AND CONTACT DETAILS OF NATIONAL AUTHORITIES RESPONSIBLE FOR ARMS EXPORT CONTROL**

- 1 See page 9 below for brief descriptions of Military List categories..
- 2 In many cases, transfers of controlled goods may pass through two or more states covered by this report before being delivered to their final destination. For this reason, there is likely to be a considerable amount of double counting in this report, with the same transfer being reported multiple times by different states. The report should not, therefore, be used to generate an estimate of the combined value of the region's arms exports.
- 3 To make the table more readable, nil values and/or the mention 'not available' are omitted, and empty rows deleted.
- 4 Concerning the Republic of Serbia:  
 The Annual Report of the Republic of Serbia includes, inter alia, data on arms exports broken down by export destination – i.e. the country of the buyer, together with the data on the end-user country - while agreed method in the Regional Report is to have data broken down only by end-user country. For this reason, data from the Annual Report of the Republic of Serbia may be different from the data published in the Regional Annual Report.  
 The Republic of Serbia's national regulations allow for situations where a number of different products - which may cover a range of different control categories - are attached to one license. Such transfers have been marked with a single asterisk (\*).



# I. BRIEF DESCRIPTIONS OF EU COMMON MILITARY LIST CATEGORIES

(CF. OJ C 90 OF 11 MARCH 2013 FOR THE FULL EU COMMON MILITARY LIST)

- ML1** Smooth-bore weapons with a calibre of less than 20 mm, other arms and automatic weapons with a calibre of 12,7 mm (calibre 0,50 inches) or less and accessories, and specially designed components therefor
- ML2** Smooth-bore weapons with a calibre of 20 mm or more, other weapons or armament with a calibre greater than 12,7 mm (calibre 0,50 inches), projectors and accessories, and specially designed components therefor
- ML3** Ammunition and fuse setting devices, and specially designed components therefor
- ML4** Bombs, torpedoes, rockets, missiles, other explosive devices and charges and related equipment and accessories, and specially designed components therefor
- ML5** Fire control, and related alerting and warning equipment, and related systems, test and alignment and countermeasure equipment, specially designed for military use, and specially designed components and accessories therefor
- ML6** Ground vehicles and components.
- ML7** Chemical or biological toxic agents, 'riot control agents', radioactive materials, related equipment, components and materials
- ML8** 'Energetic materials', and related substances
- ML9** Vessels of war, (surface or underwater) special naval equipment, accessories, components and other surface vessels
- ML10** 'Aircraft', 'lighter than air vehicles', Unmanned Airborne Vehicles ("UAVs"), aero-engines and 'aircraft' equipment, related equipment and components, specially designed or modified for military use.
- ML11** Electronic equipment, "spacecraft" and components, not specified elsewhere on the EU Common Military List, and specially designed components therefor
- ML12** High velocity kinetic energy weapon systems and related equipment, and specially designed components therefor.
- ML13** Armoured or protective equipment, constructions and components
- ML14** Specialised equipment for military training or for simulating military scenarios, simulators specially designed for training in the use of any firearm or weapon specified by ML1 or ML2, and specially designed components and accessories therefor
- ML15** Imaging or countermeasure equipment, specially designed for military use, and specially designed components and accessories therefor
- ML16** Forgings, castings and other unfinished products are specially designed for any products specified by ML1 to ML4, ML6, ML9, ML10, ML12 or ML19
- ML17** Miscellaneous equipment, materials and 'libraries', and specially designed components therefor
- ML18** Production equipment and components.
- ML19** Directed energy weapon systems (DEW), related or countermeasure equipment and test models, and specially designed components therefor
- ML20** Cryogenic and 'superconductive' equipment, and specially designed components and accessories therefor
- ML21** 'Software'.
- ML22** 'Technology'.

The latest version of the EU Military List is available at  
<http://eur-lex.europa.eu/LexUriServ/LexUriServ.do?uri=OJ:C:2013:090:0001:0037:EN:PDF>

## II. TABLES SETTING OUT EXPORTS PER DESTINATION, PER REGION AND WORLDWIDE

### EXPORTS WORLDWIDE

WORLDWIDE							
		ML 1	ML 2	ML 3	ML 4	ML 5	ML 6
Albania	a	3	0	8	1	0	0
	b	966 405	0	9 702 672	932 967	0	0
	c	633 308	0	2 602 205	0	0	0
Bosnia and Herzegovina	a	6	3	71	1	4	0
	b	3 356 636	4 723 699	48 269 799	76 240	160 923	0
	c	3 305 408	4 629 538	32 130 325	76 240	160 923	0
Croatia	a	81	1	3	0	0	2
	b	145 241 216	7 576	1 390	0	0	782 868
	c	50 543 007	7 576	333	0	0	782 868
The former Yugoslav Republic of Macedonia	a	1	0	1	0	0	0
	b	2 095	0	10 200	0	0	0
	c	2 095	0	10 200	0	0	0
Serbia*	a	98	17	121	14	0	4
	b	21 820 199	11 095 291	173 076 643	11 883 059	1 814 758	1 475 982
	c	10 624 689	5 999 550	63 911 577	10 769 571	62 597	1 453 664
TOTAL PER ML category	a	189	21	204	16	4	6
	b	171 386 551	15 826 565	231 060 704	12 892 266	1 975 681	2 258 850
	c	65 081 823	10 636 664	98 654 639	10 845 811	223 520	2 236 532

WORLDWIDE							
		ML 7	ML 8	ML 10	ML 11	ML 13	ML 14
Albania	a	0	0	0	0	0	0
	b	0	0	0	0	0	0
	c	0	0	0	0	0	0
Bosnia and Herzegovina	a	0	0	1	3	1	0
	b	0	0	37 265	380 254	103 030	0
	c	0	0	20 165	380 254	103 030	0
Croatia	a	0	0	0	4	35	0
	b	0	0	0	332 182	6 374 625	0
	c	0	0	0	71 591	4 856 442	0
The former Yugoslav Republic of Macedonia	a	1	0	0	0	0	0
	b	2 575	0	0	0	0	0
	c	2 575	0	0	0	0	0
Serbia*	a	1	39	2	0	12	0
	b	25 352	20 075 473	7 608 238	38 640	1 720 287	11 500
	c	25 352	12 820 676	7 608 238	38 640	1 720 287	0
TOTAL PER ML category	a	2	39	3	7	48	0
	b	27 927	20 075 473	7 645 503	751 076	8 197 942	11 500
	c	27 927	12 820 676	7 628 403	490 485	6 679 759	0

WORLDWIDE								
		ML 15	ML 16	ML 17	ML 18	ML 21	ML 22	TOTAL per destination
Albania	a	0	0	0	0	0	0	12
	b	0	0	0	0	0	0	11 602 044
	c	0	0	0	0	0	0	3 235 513
Bosnia and Herzegovina	a	0	2	0	0	0	0	92
	b	0	304 770	0	0	0	0	57 412 616
	c	0	304 770	0	0	0	0	41 110 653
Croatia	a	0	0	4	1	1	0	132
	b	0	0	4 084	1 496	10	0	152 745 445
	c	0	0	2 526	1 496	10	0	56 265 848
The former Yugoslav Republic of Macedonia	a	0	0	0	0	0	0	3
	b	0	0	0	0	0	0	14 870
	c	0	0	0	0	0	0	14 870
Serbia*	a	0	0	2	4	0	10	324
	b	496 000	0	14 738 216	5 111 450	0	14 439 141	285 430 229
	c	0	0	512 550	5 111 450	0	4 200 116	124 858 956
TOTAL PER ML category	a	0	2	6	5	1	10	563
	b	496 000	304 770	14 742 300	5 112 946	10	14 439 141	507 205 204
	c	0	304 770	515 076	5 112 946	10	4 200 116	225 459 156

Key

a = number of licenses issued

b = value of licenses issued in Euros

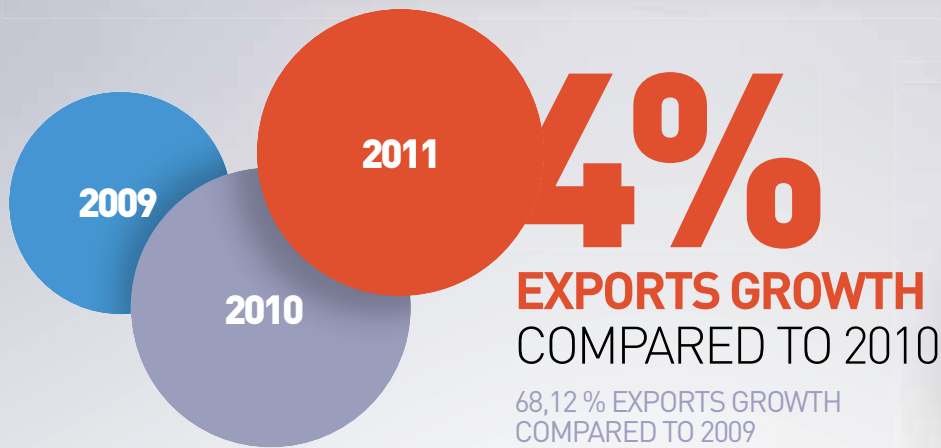
c = value of arms exports in Euros

# EXPORTS WORLDWIDE

## 225.485.840 €

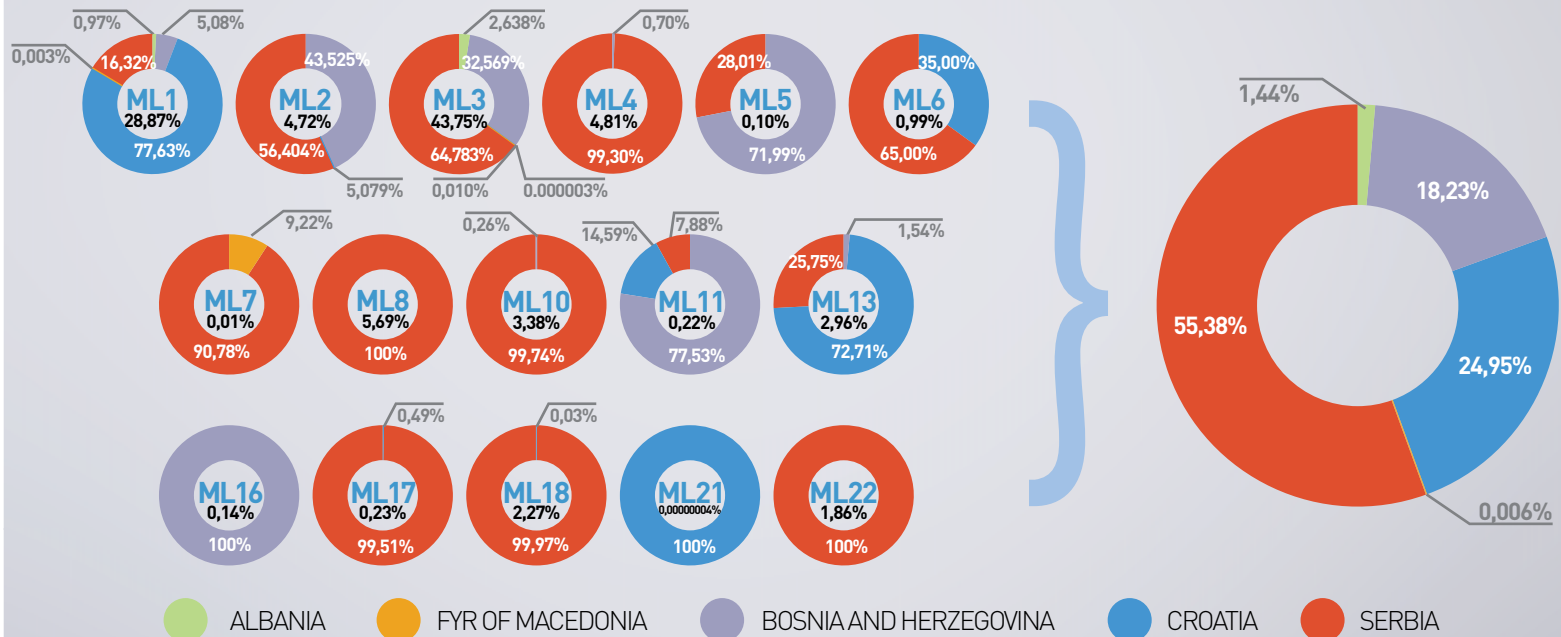
507.205.204 € VALUE OF LICENSES ISSUED IN EUROS

**44%**  
OF VALUE  
OF LICENSES ISSUED  
WAS USED



## 563 LICENSES ISSUED

## WORLDWIDE



Transfers of controlled goods may pass through two or more states covered by this report before being delivered to their final destination. For this reason, there is likely to be a considerable amount of double counting in this report, with the same transfer being reported multiple times by different states. The report should not, therefore, be used to generate an estimate of the combined value of the region's arms exports.

## ARMS EXPORTS PER DESTINATION IN 2011

AFGHANISTAN							
		ML 1	ML 2	ML 3	ML 13	ML 22	TOTAL per destination
Bosnia and Herzegovina	a		3	1			4
	b		4 629 538	911 500			5 541 038
	c		4 629 538	911 500			5 541 038
Serbia*	a	1		5	1	0	7
	b	1 191 412		6 107 849	37 887	107 259	7 444 406
	c	1 158 181		3 952 553	37 887	86 380	5 235 002
TOTAL PER ML category	a	1	3	6	1	0	11
	b	1 191 412	4 629 538	7 019 349	37 887	107 259	12 985 444
	c	1 158 181	4 629 538	4 864 053	37 887	86 380	10 776 040

ALBANIA			
		ML 3	TOTAL per destination
Bosnia and Herzegovina	a	1	1
	b	48 750	48 750
	c	14 625	14 625
TOTAL PER ML category	a	1	1
	b	48 750	48 750
	c	14 625	14 625

ALGERIA						
		ML 2	ML 5	ML 17	ML 22	TOTAL per destination
Serbia*	a	3	0	1	0	4
	b	1 700 803	120 780	14 183 332	98 928	16 103 844
	c	1 008 931	62 597	0	84 724	1 156 252
TOTAL PER ML category	a	3	0	1	0	4
	b	1 700 803	120 780	14 183 332	98 928	16 103 844
	c	1 008 931	62 597	0	84 724	1 156 252

Key | a = number of licenses issued | b = value of licenses issued in Euros | c = value of arms exports in Euros

**ANGOLA**

		ML 3	TOTAL per destination
Serbia	a	1	1
	b	158 900	158 900
	c	158 900	158 900
TOTAL PER ML category	a	1	1
	b	158 900	158 900
	c	158 900	158 900

**ARGENTINA**

		ML 1	ML 13	TOTAL per destination
Croatia	a		1	1
	b		37 100	37 100
	c		15 900	15 900
Serbia	a	1		1
	b	35 201		35 201
	c	35 201		35 201
TOTAL PER ML category	a	1	1	2
	b	35 201	37 100	72 301
	c	35 201	15 900	51 101

**AUSTRALIA**

		ML 1	ML 3	TOTAL per destination
Serbia	a	3	1	4
	b	233 532	131 155	364 687
	c	233 532	131 155	364 687
TOTAL PER ML category	a	3	1	4
	b	233 532	131 155	364 687
	c	233 532	131 155	364 687

Key | a = number of licenses issued | b = value of licenses issued in Euros | c = value of arms exports in Euros

AUSTRIA						
		ML 1	ML 3	ML 4	ML 8	TOTAL per destination
Bosnia and Herzegovina	a		1			1
	b		19 205	70 290		89 495
	c		19 205	70 290		89 495
Serbia	a	6			5	11
	b	737 129			104 460	841 589
	c	678 427			95 160	773 587
TOTAL PER ML category	a	6	1	0	5	12
	b	737 129	19 205	70 290	104 460	931 084
	c	678 427	19 205	70 290	95 160	863 082

AZERBAIJAN						
		ML 2	ML 15	ML 18	ML 22	TOTAL per destination
Serbia	a	1	0	4	1	6
	b	4 160 000	496 000	5 111 450	1 129 937	10 897 387
	c	0	0	5 111 450	0	5 111 450
TOTAL PER ML category	a	1	0	4	1	6
	b	4 160 000	496 000	5 111 450	1 129 937	10 897 387
	c	0	0	5 111 450	0	5 111 450

BAHRAIN				
		ML 3	ML 13	TOTAL per destination
Serbia	a	1	5	6
	b	76 300	392 338	468 638
	c	0	392 338	392 338
TOTAL PER ML category	a	1	5	6
	b	76 300	392 338	468 638
	c	0	392 338	392 338

Key | a = number of licenses issued | b = value of licenses issued in Euros | c = value of arms exports in Euros



BANGLADESH					
		ML 3	ML 4	ML 13	TOTAL per destination
Croatia	a			1	1
	b			1 344 000	1 344 000
	c			0	0
Serbia	a	2	2		4
	b	1 560 051	1 017 867		2 577 919
	c	1 560 051	1 017 867		2 577 919
TOTAL PER ML category	a	2	2	1	5
	b	1 560 051	1 017 867	1 344 000	3 921 919
	c	1 560 051	1 017 867	0	2 577 919

BELARUS			
		ML 3	TOTAL per destination
Serbia	a	1	1
	b	214 500	214 500
	c	0	0
TOTAL PER ML category	a	1	1
	b	214 500	214 500
	c	0	0

BELGIUM					
		ML 1	ML 3	ML 8	TOTAL per destination
Croatia	a	1			1
	b	379			379
	c	379			379
Serbia	a		6	2	8
	b		7 115 288	63 470	7 178 758
	c		4 879 831	63 470	4 943 301
TOTAL PER ML category	a	1	6	2	9
	b	379	7 115 288	63 470	7 179 137
	c	379	4 879 831	63 470	4 943 681

Key | a = number of licenses issued | b = value of licenses issued in Euros | c = value of arms exports in Euros

<b>BOSNIA AND HERZEGOVINA</b>		ML 1	ML 2	ML 3	ML 4	ML 8	ML 13	ML 14	TOTAL per destination
Croatia	a	3					1		4
	b	73 627					2 090		75 717
	c	66 687					2 090		68 777
Serbia*	a	4	1	4	1	5		0	15
	b	229 029	3 244	212 811	185 500	1 854 975		11 500	2 497 059
	c	222 951	3 244	212 811	184 750	1 537 259		0	2 161 015
TOTAL PER ML category	a	7	1	4	1	5	1	0	19
	b	302 656	3 244	212 811	185 500	1 854 975	2 090	11 500	2 572 777
	c	289 638	3 244	212 811	184 750	1 537 259	2 090	0	2 229 792

<b>BOTSWANA</b>		ML 1	TOTAL per destination
Serbia	a	1	1
	b	25 444	25 444
	c	25 444	25 444
TOTAL PER ML category	a	1	1
	b	25 444	25 444
	c	25 444	25 444

<b>BRAZIL</b>		ML 1	TOTAL per destination
Serbia	a	1	1
	b	2 220	2 220
	c	0	0
TOTAL PER ML category	a	1	1
	b	2 220	2 220
	c	0	0

Key | a = number of licenses issued | b = value of licenses issued in Euros | c = value of arms exports in Euros

BULGARIA							
		ML 1	ML 2	ML 3	ML 8	ML 13	TOTAL per destination
Albania	a			1			1
	b			3 207 864			3 207 864
	c			960 838			960 838
Bosnia and Herzegovina	a			1			1
	b			1 156 170			1 156 170
	c			1 156 170			1 156 170
Croatia	a	2				3	5
	b	132 500				199 894	332 394
	c	11 120				194 560	205 680
Serbia	a	5	1	5	10		21
	b	82 891	183 803	1 949 600	9 249 895		11 466 189
	c	40 200	183 803	565 224	4 577 807		5 367 033
TOTAL PER ML category	a	7	1	7	10	3	28
	b	215 391	183 803	6 313 634	9 249 895	199 894	16 162 617
	c	51 320	183 803	2 682 232	4 577 807	194 560	7 689 721

BURKINA FASO				
		ML 1	ML 3	TOTAL per destination
Albania	a	1	1	2
	b	11 325	48 490	59 815
	c	11 325	48 490	59 815
Serbia	a	1		1
	b	28 980		28 980
	c	28 980		28 980
TOTAL PER ML category	a	2	1	3
	b	40 305	48 490	88 795
	c	40 305	48 490	88 795

Key | a = number of licenses issued | b = value of licenses issued in Euros | c = value of arms exports in Euros

CAMEROON				
		ML 1	ML 3	TOTAL per destination
Serbia	a	1	3	4
	b	52 000	1 556 000	1 608 000
	c	52 000	1 283 000	1 335 000
TOTAL PER ML category	a	1	3	4
	b	52 000	1 556 000	1 608 000
	c	52 000	1 283 000	1 335 000

CANADA					
		ML 1	ML 2	ML 3	TOTAL per destination
Serbia*	a	5	0	1	6
	b	54 252	170	225 656	280 078
	c	54 071	17	225 531	279 620
TOTAL PER ML category	a	5	0	1	6
	b	54 252	170	225 656	280 078
	c	54 071	17	225 531	279 620

CHILE				
		ML 3	ML 8	TOTAL per destination
Bosnia and Herzegovina	a	1		1
	b	105 358		105 358
	c	105 358		105 358
Serbia	a	2	1	3
	b	1 441 836	437 625	1 879 462
	c	1 441 241	433 916	1 875 156
TOTAL PER ML category	a	3	1	4
	b	1 547 194	437 625	1 984 820
	c	1 546 599	433 916	1 980 514

Key | a = number of licenses issued | b = value of licenses issued in Euros | c = value of arms exports in Euros

**CHINA (MAINLAND)**

		ML 13	TOTAL per destination
Croatia	a	1	1
	b	178	178
	c	178	178
TOTAL PER ML category	a	1	1
	b	178	178
	c	178	178

**COLOMBIA**

		ML 13	TOTAL per destination
Croatia	a	1	1
	b	5 750	5 750
	c	5 750	5 750
TOTAL PER ML category	a	1	1
	b	5 750	5 750
	c	5 750	5 750

**CONGO (DEMOCRATIC REPUBLIC OF)**

		ML 1	ML 2	ML 4	ML 6	TOTAL per destination
Albania	a	1				1
	b	510 807				510 807
	c	177 710				177 710
Serbia*	a		1	1	1	3
	b		659 817	846 318	260 325	1 766 460
	c		659 817	846 318	260 325	1 766 460
TOTAL PER ML category	a	1	1	1	0	4
	b	510 807	659 817	846 318	260 325	2 277 267
	c	177 710	659 817	846 318	260 325	1 944 170

Key | a = number of licenses issued | b = value of licenses issued in Euros | c = value of arms exports in Euros

CROATIA				
		ML 1	ML 3	TOTAL per destination
Serbia	a	1	3	4
	b	13 340	152 291	165 631
	c	12 553	152 291	164 844
TOTAL PER ML category	a	1	3	4
	b	13 340	152 291	165 631
	c	12 553	152 291	164 844

CYPRUS				
		ML 2	ML 3	TOTAL per destination
Serbia	a	1	1	2
	b	4 732	41 731	46 463
	c	4 732	41 731	46 463
TOTAL PER ML category	a	1	1	2
	b	4 732	41 731	46 463
	c	4 732	41 731	46 463

CZECH REPUBLIC						
		ML 1	ML 2	ML 3	ML 6	TOTAL per destination
Albania	a			3		3
	b			5 035 678		5 035 678
	c			1 175 010		1 175 010
Croatia	a	2				2
	b	1 690				1 690
	c	1 690				1 690
Serbia	a	4	2	1	2	9
	b	579 585	761 517	3 000	629 587	1 973 689
	c	474 658	644 670	3 000	629 587	1 751 915
TOTAL PER ML category	a	6	2	4	2	14
	b	581 275	761 517	5 038 678	629 587	7 011 057
	c	476 348	644 670	1 178 010	629 587	2 928 615

Key | a = number of licenses issued | b = value of licenses issued in Euros | c = value of arms exports in Euros

**DENMARK (GREENLAND)**

		ML 1	TOTAL per destination
Serbia	a	1	1
	b	39 884	39 884
	c	39 884	39 884
TOTAL PER ML category	a	1	1
	b	39 884	39 884
	c	39 884	39 884

**EGYPT**

		ML 1	ML 3	ML 4	ML 6	ML 8	ML 11	ML 17	ML 22	TOTAL per destination
Bosnia and Herzegovina	a		3				1			4
	b		524 200				348 294			872 494
	c		422 678				348 294			770 972
Croatia	a	1								1
	b	245								245
	c	0								0
Serbia	a	1	1	2	1	1		1	3	10
	b	912	223 957	954 015	586 070	1 187 232		554 884	3 225 903	6 732 973
	c	0	223 957	505 844	563 751	339 384		512 550	2 082 865	4 228 352
TOTAL PER ML category	a	2	4	1	1	1	1	1	3	15
	b	1 157	748 157	954 015	586 070	1 187 232	348 294	554 884	3 225 903	7 605 712
	c	0	646 635	505 844	563 751	339 384	348 294	512 550	2 082 865	4 999 324

**EQUATORIAL GUINEA**

		ML 3	TOTAL per destination
Serbia	a	2	2
	b	1 156 500	1 156 500
	c	908 250	908 250
TOTAL PER ML category	a	2	2
	b	1 156 500	1 156 500
	c	908 250	908 250

Key | a = number of licenses issued | b = value of licenses issued in Euros | c = value of arms exports in Euros

FINLAND			
		ML 6	TOTAL per destination
Croatia	a	1	1
	b	32 868	32 868
	c	32 868	32 868
TOTAL PER ML category	a	1	1
	b	32 868	32 868
	c	32 868	32 868

THE FORMER YUGOSLAV REPUBLIC OF MACEDONIA				
		ML 1	ML 3	TOTAL per destination
Bosnia and Herzegovina	a		1	1
	b		330 300	330 300
	c		330 300	330 300
Croatia	a		1	1
	b		1 057	1 057
	c		0	0
Serbia	a	2	2	4
	b	60 042	93 269	153 311
	c	60 042	93 269	153 311
TOTAL PER ML category	a	2	4	6
	b	60 042	424 626	484 668
	c	60 042	423 569	483 611

FRANCE (NEW CALEDONIA)			
		ML 1	TOTAL per destination
Serbia	a	1	1
	b	19 258	19 258
	c	19 258	19 258
TOTAL PER ML category	a	1	1
	b	19 258	19 258
	c	19 258	19 258

Key | a = number of licenses issued | b = value of licenses issued in Euros | c = value of arms exports in Euros



## FRANCE

		ML 1	ML 4	ML 8	ML 22	TOTAL per destination
Serbia	a	3	1	2	1	7
	b	126 916	49 600	132 500	215 727	524 743
	c	97 991	49 600	132 500	215 727	495 818
TOTAL PER ML category	a	3	1	2	1	7
	b	126 916	49 600	132 500	215 727	524 743
	c	97 991	49 600	132 500	215 727	495 818

## GEORGIA

		ML 4	TOTAL per destination
Albania	a	1	1
	b	932 967	932 967
	c	0	0
TOTAL PER ML category	a	1	1
	b	932 967	932 967
	c	0	0

## GERMANY

		ML 1	ML 3	ML 13	TOTAL per destination
Bosnia and Herzegovina	a		1		1
	b		14 929		14 929
	c		14 929		14 929
Croatia	a	1		7	8
	b	6 645		22 524	29 169
	c	6 645		22 475	29 120
Serbia	a	1	3		4
	b	36 453	12 543 980		12 580 433
	c	36 453	1 320 319		1 356 772
TOTAL PER ML category	a	2	4	7	13
	b	43 098	12 558 909	22 524	12 624 531
	c	43 098	1 335 248	22 475	1 400 821

Key | a = number of licenses issued | b = value of licenses issued in Euros | c = value of arms exports in Euros

GREECE				
		ML 1	ML 3	TOTAL per destination
Croatia	a	1		1
	b	21 280		21 280
	c	21 280		21 280
Serbia	a		1	1
	b		43 081	43 081
	c		41 407	41 407
TOTAL PER ML category	a	1	1	2
	b	21 280	43 081	64 361
	c	21 280	41 407	62 687

GUATEMALA				
		ML 1	ML 3	TOTAL per destination
Croatia	a	5		5
	b	236 268		236 268
	c	144 755		144 755
Serbia	a	1	2	3
	b	31 520	376 349	407 869
	c	31 520	376 349	407 869
TOTAL PER ML category	a	6	2	8
	b	267 788	376 349	644 137
	c	176 275	376 349	552 624

Key

| a = number of licenses issued

| b = value of licenses issued in Euros

| c = value of arms exports in Euros

HUNGARY				
		ML 1	ML 3	TOTAL per destination
Bosnia and Herzegovina	a		3	3
	b		543 835	543 835
	c		176 526	176 526
Croatia	a	1	2	3
	b	2 695	333	3 028
	c	2 606	333	2 938
TOTAL PER ML category	a	1	5	6
	b	2 695	544 168	546 863
	c	2 606	176 859	179 464

INDIA					
		ML 2	ML 3	ML 8	TOTAL per destination
Croatia	a	1			1
	b	7 576			7 576
	c	7 576			7 576
Serbia	a		2	1	3
	b		37 394	2 864 847	2 902 241
	c		37 394	2 864 847	2 902 241
TOTAL PER ML category	a	1	2	1	4
	b	7 576	37 394	2 864 847	2 909 817
	c	7 576	37 394	2 864 847	2 909 817

Key | a = number of licenses issued | b = value of licenses issued in Euros | c = value of arms exports in Euros

INDONESIA		ML 1	ML 2	ML 3	TOTAL per destination
Bosnia and Herzegovina	a			1	1
	b			63 125	63 125
	c			63 125	63 125
Serbia	a	1	3	5	9
	b	258 888	548 205	2 623 384	3 430 477
	c	258 888	548 205	2 623 384	3 430 477
TOTAL PER ML category	a	1	3	6	10
	b	258 888	548 205	2 686 509	3 493 602
	c	258 888	548 205	2 686 509	3 493 602

IRAQ		ML 1	ML 2	ML 3	ML 4	ML 5	ML 10
Bosnia and Herzegovina	a					1	
	b					90 700	
	c					90 700	
Croatia	a	1					
	b	6 477 273					
	c	6 477 273					
Serbia*	a	3	1	4	1	0	1
	b	2 820 359	139 104	26 153 198	7 904 971	1 693 978	7 363 238
	c	2 715 258	92 736	21 177 299	7 255 819	0	7 363 238
TOTAL PER ML category	a	4	1	4	1	1	1
	b	9 297 632	139 104	26 153 198	7 904 971	1 784 678	7 363 238
	c	9 192 531	92 736	21 177 299	7 255 819	90 700	7 363 238

Key | a = number of licenses issued | b = value of licenses issued in Euros | c = value of arms exports in Euros

IRAQ					
		ML 11	ML 13	ML 22	TOTAL per destination
Bosnia and Herzegovina	a				1
	b				90 700
	c				90 700
Croatia	a		1		2
	b		115 000		6 592 273
	c		115 000		6 592 273
Serbia*	a	0		1	11
	b	38 640		8 982 253	55 095 741
	c	38 640		1 086 441	39 729 432
TOTAL PER ML category	a	0	1	1	14
	b	38 640	115 000	8 982 253	61 778 714
	c	38 640	115 000	1 086 441	46 412 405

ISRAEL					
		ML 3	ML 4	ML 8	TOTAL per destination
Bosnia and Herzegovina	a	7			7
	b	141 050			141 050
	c	139 050			139 050
Serbia	a	9	2	2	13
	b	1 669 716	345 055	2 633 800	4 648 571
	c	532 655	329 640	1 653 882	2 516 177
TOTAL PER ML category	a	16	2	2	20
	b	1 810 766	345 055	2 633 800	4 789 621
	c	671 705	329 640	1 653 882	2 655 227

Key | a = number of licenses issued | b = value of licenses issued in Euros | c = value of arms exports in Euros

ITALY						
		ML 1	ML 3	ML 8	ML 13	TOTAL per destination
Bosnia and Herzegovina	a		1			1
	b		8 520			8 520
	c		8 520			8 520
Croatia	a	1			2	3
	b	540			299 650	300 190
	c	540			299 650	300 190
Serbia	a	1	2	1		4
	b	23 650	441 770	484 124		949 544
	c	23 650	441 770	247 363		712 783
TOTAL PER ML category	a	2	3	1	2	8
	b	24 190	450 290	484 124	299 650	1 258 254
	c	24 190	450 290	247 363	299 650	1 021 493

JORDAN				
		ML 1	ML 3	TOTAL per destination
Serbia	a	1	1	2
	b	139 104	69 552	208 656
	c	139 104	69 552	208 656
TOTAL PER ML category	a	1	1	2
	b	139 104	69 552	208 656
	c	139 104	69 552	208 656

KAZAKHSTAN			
		ML 13	TOTAL per destination
Croatia	a	2	2
	b	103 490	103 490
	c	103 490	103 490
TOTAL PER ML category	a	2	2
	b	103 490	103 490
	c	103 490	103 490

Key | a = number of licenses issued | b = value of licenses issued in Euros | c = value of arms exports in Euros

<b>KENYA</b>			
		ML 3	TOTAL per destination
Serbia	a	3	3
	b	3 945 411	3 945 411
	c	3 945 411	3 945 411
TOTAL PER ML category	a	3	3
	b	3 945 411	3 945 411
	c	3 945 411	3 945 411

<b>KOSOVO*</b>					
		ML1	ML3	ML7	TOTAL per destination
The former Yugoslav Republic of Macedonia	a	1	1	1	3
	b	2 095	10 200	2 575	14 870
	c	2 095	10 200	2 575	14 870
TOTAL PER ML category	a	1	1	1	3
	b	2 095	10 200	2 575	14 870
	c	2 095	10 200	2 575	14 870

<b>KUWAIT</b>			
		ML 3	TOTAL per destination
Bosnia and Herzegovina	a	1	1
	b	1 017 897	1 017 897
	c	1 017 897	1 017 897
TOTAL PER ML category	a	1	1
	b	1 017 897	1 017 897
	c	1 017 897	1 017 897

Key | a = number of licenses issued | b = value of licenses issued in Euros | c = value of arms exports in Euros

## KYRGYZSTAN

		ML 1	TOTAL per destination
Serbia	a	1	1
	b	13 175	13 175
	c	13 175	13 175
TOTAL PER ML category	a	1	1
	b	13 175	13 175
	c	13 175	13 175

## MALAYSIA

		ML 3	ML 5	TOTAL per destination
Bosnia and Herzegovina	a	1	1	2
	b	181 000	22 831	203 831
	c	181 000	22 831	203 831
TOTAL PER ML category	a	1	1	2
	b	181 000	22 831	203 831
	c	181 000	22 831	203 831

## MONTENEGRO

		ML 1	ML 3	ML 4	ML 7	ML 8	ML 10	TOTAL per destination
Bosnia and Herzegovina	a						1	1
	b						37 265	37 265
	c						20 165	20 165
Serbia	a	2	1	2	1	2		8
	b	7 895	10 460	38 503	7 500	96 828		161 186
	c	7 895	4 670	38 503	7 500	11 872		70 439
TOTAL PER ML category	a	2	1	2	1	2	1	9
	b	7 895	10 460	38 503	7 500	96 828	37 265	198 451
	c	7 895	4 670	38 503	7 500	11 872	20 165	90 604

Key | a = number of licenses issued | b = value of licenses issued in Euros | c = value of arms exports in Euros



MYANMAR				
		ML 2	ML 22	TOTAL per destination
Serbia*	a	1	0	1
	b	2 655 595	486 201	3 141 796
	c	2 575 095	486 201	3 061 296
TOTAL PER ML category	a	1	0	1
	b	2 655 595	486 201	3 141 796
	c	2 575 095	486 201	3 061 296

NAMIBIA					
		ML 1	ML 13	ML 22	TOTAL per destination
Croatia	a		3		3
	b		676 739		676 739
	c		676 739		676 739
Serbia	a	2		1	3
	b	49 143		21 200	70 343
	c	44 403		11 720	56 123
TOTAL PER ML category	a	2	3	1	6
	b	49 143	676 739	21 200	747 082
	c	44 403	676 739	11 720	732 862

NETHERLANDS				
		ML 3	TOTAL per destination	
Bosnia and Herzegovina	a	1	1	
	b	121 420	121 420	
	c	121 420	121 420	
Serbia	a	1	1	
	b	199 480	199 480	
	c	199 480	199 480	
TOTAL PER ML category	a	2	2	
	b	320 900	320 900	
	c	320 900	320 900	

Key | a = number of licenses issued | b = value of licenses issued in Euros | c = value of arms exports in Euros

NEW ZEALAND					
		ML 1	ML 3	ML 21	TOTAL per destination
Croatia	a			1	1
	b			10	10
	c			10	10
Serbia	a	1	1		2
	b	49 904	135 950		185 854
	c	49 904	135 950		185 854
TOTAL PER ML category	a	1	1	1	3
	b	49 904	135 950	10	185 864
	c	49 904	135 950	10	185 864

NIGER			
		ML 13	TOTAL per destination
Croatia	a	1	1
	b	115 000	115 000
	c	115 000	115 000
TOTAL PER ML category	a	1	1
	b	115 000	115 000
	c	115 000	115 000

NORWAY			
		ML 3	TOTAL per destination
Serbia	a	1	1
	b	184 029	184 029
	c	184 029	184 029
TOTAL PER ML category	a	1	1
	b	184 029	184 029
	c	184 029	184 029

Key | a = number of licenses issued | b = value of licenses issued in Euros | c = value of arms exports in Euros

PAKISTAN				
		ML 1	ML 3	TOTAL per destination
Serbia	a	2	1	3
	b	87 906	35 992	123 898
	c	58 346	35 992	94 338
TOTAL PER ML category	a	2	1	3
	b	87 906	35 992	123 898
	c	58 346	35 992	94 338

PERU				
		ML 1	ML 13	TOTAL per destination
Croatia	a		2	2
	b		43 200	43 200
	c		21 600	21 600
Serbia	a	2		2
	b	119 415		119 415
	c	26 685		26 685
TOTAL PER ML category	a	2	2	4
	b	119 415	43 200	162 615
	c	26 685	21 600	48 365

PHILIPPINES				
		ML 1	ML 3	TOTAL per destination
Croatia	a	4		4
	b	140 694		140 694
	c	140 694		140 694
Serbia	a		14	14
	b		2 405 686	2 405 686
	c		2 405 686	2 405 686
TOTAL PER ML category	a	4	14	18
	b	140 694	2 405 686	2 546 380
	c	140 694	2 405 686	2 546 380

Key

| a = number of licenses issued

| b = value of licenses issued in Euros

| c = value of arms exports in Euros

POLAND					
		ML 1	ML 13	ML 17	TOTAL per destination
Bosnia and Herzegovina	a		1		1
	b		103 030		103 030
	c		103 030		103 030
Croatia	a	9		1	10
	b	255 912		193	256 105
	c	32 525		0	32 525
TOTAL PER ML category	a	9	1	1	11
	b	255 912	103 030	193	359 135
	c	32 525	103 030	0	135 555

PORTUGAL			
		ML 1	TOTAL per destination
Serbia	a	1	1
	b	42 725	42 725
	c	42 725	42 725
TOTAL PER ML category	a	1	1
	b	42 725	42 725
	c	42 725	42 725

ROMANIA					
		ML 1	ML 3	ML 8	TOTAL per destination
Bosnia and Herzegovina	a		9		9
	b		194 720		194 720
	c		194 720		194 720
Serbia	a	1	3	4	8
	b	29 500	445 796	763 217	1 238 513
	c	29 500	445 796	763 217	1 238 513
TOTAL PER ML category	a	1	12	4	17
	b	29 500	640 516	763 217	1 433 233
	c	29 500	640 516	763 217	1 433 233

Key | a = number of licenses issued | b = value of licenses issued in Euros | c = value of arms exports in Euros

RUSSIAN FEDERATION					
		ML 1	ML 3	ML 13	TOTAL per destination
Croatia	a			3	3
	b			615 360	615 360
	c			489 360	489 360
Serbia	a	1	1		2
	b	22 158	263		22 421
	c	22 158	263		22 421
TOTAL PER ML category	a	1	1	3	5
	b	22 158	263	615 360	637 781
	c	22 158	263	489 360	511 781

SAUDI ARABIA					
		ML 1	ML 3	ML 13	TOTAL per destination
Albania	a		1		1
	b		177 710		177 710
	c		177 710		177 710
Bosnia and Herzegovina	a		2		2
	b		26 787 656		26 787 656
	c		18 631 601		18 631 601
Croatia	a	1		3	4
	b	1 794		351 300	353 094
	c	1 794		351 300	353 094
TOTAL PER ML category	a	1	3	3	7
	b	1 794	26 965 366	351 300	27 318 460
	c	1 794	18 809 311	351 300	19 162 405

Key | a = number of licenses issued | b = value of licenses issued in Euros | c = value of arms exports in Euros

SERBIA		ML 1	ML 2	ML 3	ML 4
Bosnia and Herzegovina	a	2		7	1
	b	3 210 500	94 161	7 061 991	5 950
	c	3 161 200	0	3 765 855	5 950
Croatia	a				
	b				
	c				
TOTAL PER ML category	a	2	0	7	1
	b	3 210 500	94 161	7 061 991	5 950
	c	3 161 200	0	3 765 855	5 950

SERBIA		ML 11	ML 16	ML 18	TOTAL per destination
Bosnia and Herzegovina	a	2	2		14
	b	31 960	304 770		10 709 332
	c	31 960	304 770		7 269 735
Croatia	a			1	1
	b			1 496	1 496
	c			1 496	1 496
TOTAL PER ML category	a	2	2	1	15
	b	31 960	304 770	1 496	10 710 828
	c	31 960	304 770	1 496	7 271 231

Key | a = number of licenses issued | b = value of licenses issued in Euros | c = value of arms exports in Euros

SLOVAKIA					
		ML 1	ML 3	TOTAL per destination	
Bosnia and Herzegovina	a		2	2	
	b		195 996	195 996	
	c		62 421	62 421	
Croatia	a	1		1	
	b	192 200		192 200	
	c	21 690		21 690	
Serbia	a		1	1	
	b		90 974	90 974	
	c		90 974	90 974	
TOTAL PER ML category	a	1	3	4	
	b	192 200	286 970	479 170	
	c	21 690	153 395	175 085	

SLOVENIA						
		ML 1	ML 3	ML 13	ML 22	TOTAL per destination
Croatia	a	4		1		5
	b	151 140		10 800		161 940
	c	15 865		10 800		26 665
Serbia	a	3	1	2	1	7
	b	63 545	417 000	16 080	35 400	532 025
	c	39 454	417 000	16 080	9 723	482 257
TOTAL PER ML category	a	7	1	3	1	12
	b	214 685	417 000	26 880	35 400	693 965
	c	55 319	417 000	26 880	9 723	508 922

Key | a = number of licenses issued | b = value of licenses issued in Euros | c = value of arms exports in Euros

SOUTH AFRICA			
		ML 1	TOTAL per destination
Serbia	a	2	2
	b	21 645	21 645
	c	21 645	21 645
TOTAL PER ML category	a	2	2
	b	21 645	21 645
	c	21 645	21 645

SPAIN					
		ML 1	ML 3	ML 17	TOTAL per destination
Bosnia and Herzegovina	a		11		11
	b		1 418 578		1 418 578
	c		1 418 578		1 418 578
Croatia	a	3		1	4
	b	17 198		452	17 650
	c	17 198		452	17 650
TOTAL PER ML category	a	3	11	1	15
	b	17 198	1 418 578	452	1 436 228
	c	17 198	1 418 578	452	1 436 228

SWITZERLAND					
		ML 1	ML 3	ML 8	TOTAL per destination
Bosnia and Herzegovina	a	1	8		9
	b	2 250	6 769 473		6 771 723
	c	2 250	3 188 421		3 190 671
Serbia	a	1		1	2
	b	181 200		40 500	221 700
	c	745		0	745
TOTAL PER ML category	a	2	8	1	11
	b	183 450	6 769 473	40 500	6 993 423
	c	2 995	3 188 421	0	3 191 416

Key | a = number of licenses issued | b = value of licenses issued in Euros | c = value of arms exports in Euros



## TAJIKISTAN

		ML 1	ML 3	ML 10	TOTAL per destination
Serbia	a	2	1	1	4
	b	132 580	6 240	245 000	383 820
	c	3 600	6 240	245 000	254 840
TOTAL PER ML category	a	2	1	1	4
	b	132 580	6 240	245 000	383 820
	c	3 600	6 240	245 000	254 840

## THAILAND

		ML 1	ML 3	TOTAL per destination
Bosnia and Herzegovina	a		2	2
	b		88 238	88 238
	c		88 238	88 238
Serbia	a	1	6	7
	b	43 900	1 324 797	1 368 697
	c	43 900	1 323 290	1 367 190
TOTAL PER ML category	a	1	8	9
	b	43 900	1 413 035	1 456 935
	c	43 900	1 411 528	1 455 428

Key

| a = number of licenses issued

| b = value of licenses issued in Euros

| c = value of arms exports in Euros

TURKEY							
		ML 3	ML 4	ML 5	ML 13	ML 22	TOTAL per destination
Bosnia and Herzegovina	a	1		2			3
	b	6 630		47 392			54 022
	c	6 630		47 392			54 022
Croatia	a				1		1
	b				2 550		2 550
	c				2 550		2 550
Serbia*	a		0			1	1
	b		100 464			136 334	236 798
	c		100 464			136 334	236 798
TOTAL PER ML category	a	1	0	2	1	1	5
	b	6 630	100 464	47 392	2 550	136 334	293 370
	c	6 630	100 464	47 392	2 550	136 334	293 370

TURKMENISTAN					
		ML 2	ML 7	ML 13	TOTAL per destination
Serbia*	a	1	0	4	5
	b	87 867	17 852	1 273 983	1 379 702
	c	87 867	17 852	1 273 983	1 379 702
TOTAL PER ML category	a	1	0	4	5
	b	87 867	17 852	1 273 983	1 379 702
	c	87 867	17 852	1 273 983	1 379 702

UGANDA						
		ML 1	ML 2	ML 3	ML 4	TOTAL per destination
Serbia	a	1	1	1	1	4
	b	1 259 650	147 450	35 000	40 765	1 482 866
	c	57 574	147 450	35 000	40 765	280 789
TOTAL PER ML category	a	1	1	1	1	4
	b	1 259 650	147 450	35 000	40 765	1 482 866
	c	57 574	147 450	35 000	40 765	280 789

Key | a = number of licenses issued | b = value of licenses issued in Euros | c = value of arms exports in Euros

## UKRAINE

		ML 3	ML 8	TOTAL per destination
Serbia	a	2	2	4
	b	373 296	162 000	535 296
	c	373 296	100 000	473 296
TOTAL PER ML category	a	2	2	4
	b	373 296	162 000	535 296
	c	373 296	100 000	473 296

## UNITED ARAB EMIRATES

		ML 13	TOTAL per destination
Croatia	a	1	1
	b	2 430 000	2 430 000
	c	2 430 000	2 430 000
TOTAL PER ML category	a	1	1
	b	2 430 000	2 430 000
	c	2 430 000	2 430 000

## UNITED KINGDOM

		ML 1	ML 3	ML 17	TOTAL per destination
Bosnia and Herzegovina	a		3		3
	b		43 808		43 808
	c		43 808		43 808
Croatia	a	3		2	5
	b	15 130		3 439	18 569
	c	13 763		2 073	15 836
Serbia	a	2	4		6
	b	5 325	20 844 864		20 850 188
	c	5 325	590 465		595 790
TOTAL PER ML category	a	5	7	2	14
	b	20 454	20 888 672	3 439	20 912 565
	c	19 088	634 273	2 073	655 434

Key | a = number of licenses issued | b = value of licenses issued in Euros | c = value of arms exports in Euros

UNITED STATES						
		ML 1	ML 2	ML 3	ML 11	TOTAL per destination
Albania	a	1				1
	b	444 273				444 273
	c	444 273				444 273
Bosnia and Herzegovina	a	3		1		4
	b	143 886		515 450		659 336
	c	141 958		47 750		189 708
Croatia	a	36			4	40
	b	137 458 056			332 182	137 790 238
	c	43 510 555			71 591	43 582 146
Serbia	a	22	1	4		27
	b	12 850 279	42 983	75 829 195		88 722 457
	c	3 719 410	42 983	10 852 976		14 615 369
TOTAL PER ML category	a	62	1	5	4	72
	b	150 896 494	42 983	76 344 645	332 182	227 616 304
	c	47 816 196	42 983	10 900 726	71 591	58 831 496

URUGUAY				
		ML 1	ML 3	TOTAL per destination
Serbia	a	1	3	4
	b	18 254	412 134	430 388
	c	0	412 134	412 134
TOTAL PER ML category	a	1	3	4
	b	18 254	412 134	430 388
	c	0	412 134	412 134

Key | a = number of licenses issued | b = value of licenses issued in Euros | c = value of arms exports in Euros

**VENEZUELA**

		ML 3	TOTAL per destination
Serbia	a	1	1
	b	957	957
	c	0	0
TOTAL PER ML category	a	1	1
	b	957	957
	c	0	0

**VIETNAM**

		ML 4	TOTAL per destination
Serbia	a	1	1
	b	400 000	400 000
	c	400 000	400 000
TOTAL PER ML category	a	1	1
	b	400 000	400 000
	c	400 000	400 000

**YEMEN**

		ML 3	TOTAL per destination
Albania	a	1	1
	b	1 110 720	1 110 720
	c	222 144	222 144
TOTAL PER ML category	a	1	1
	b	1 110 720	1 110 720
	c	222 144	222 144

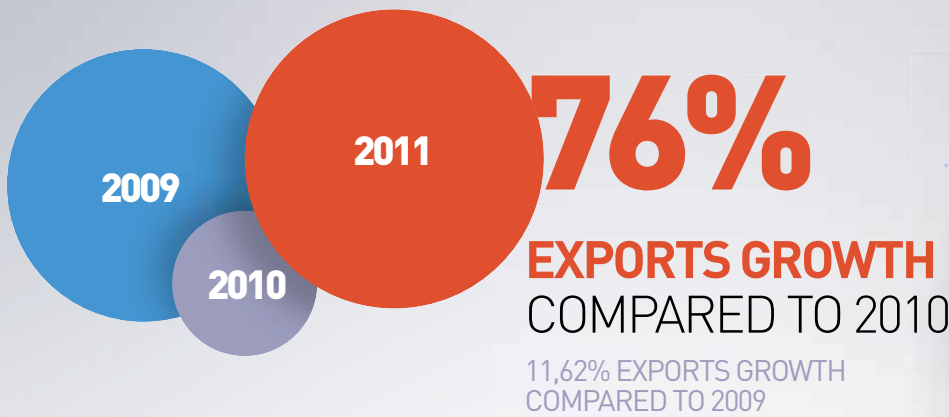
Key | a = number of licenses issued | b = value of licenses issued in Euros | c = value of arms exports in Euros

# EXPORT TO CENTRAL AMERICA AND THE CARIBBEAN

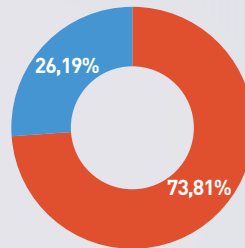
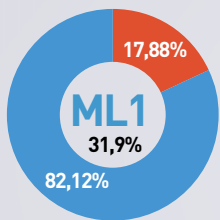
# 552.624 €

644.137 € VALUE OF LICENSES ISSUED IN EUROS

**86%**  
OF VALUE  
OF LICENSES ISSUED  
WAS USED



**8 LICENSES ISSUED**



● CROATIA ● SERBIA

## CENTRAL AMERICA AND THE CARIBBEAN

		ML 1	ML 3	TOTAL per destination
Croatia	a	5		5
	b	236 268		236 268
	c	144 755		144 755
Serbia	a	1	2	3
	b	31 520	376 349	407 869
	c	31 520	376 349	407 869
TOTAL PER ML category	a	6	2	8
	b	267 788	376 349	644 137
	c	176 275	376 349	552 624

Key

a = number of licenses issued

b = value of licenses issued in Euros

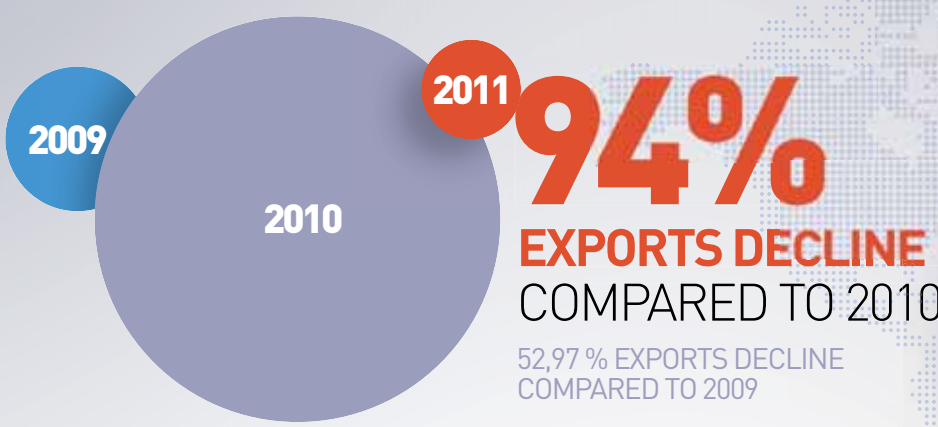
c = value of arms exports in Euros

# EXPORT TO NORTH AFRICA

# 1.156.252 €

16.103.844 € VALUE OF LICENSES ISSUED IN EUROS

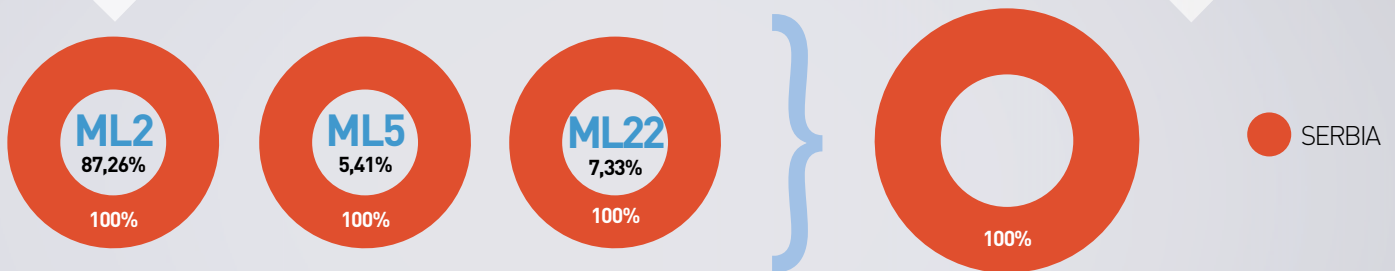
**7%**  
OF VALUE  
OF LICENSES ISSUED  
WAS USED



**4** LICENSES  
ISSUED



**NORTH  
AFRICA**



NORTH AFRICA						
		ML 2	ML 5	ML 17	ML 22	TOTAL per destination
Serbia	a	2	0	1	0	4
	b	1 700 803	120 780	14 183 332	98 928	16 103 844
	c	1 008 931	62 597	0	84 724	1 156 252
TOTAL PER ML category	a	2	0	1	0	4
	b	1 700 803	120 780	14 183 332	98 928	16 103 844
	c	1 008 931	62 597	0	84 724	1 156 252

Key

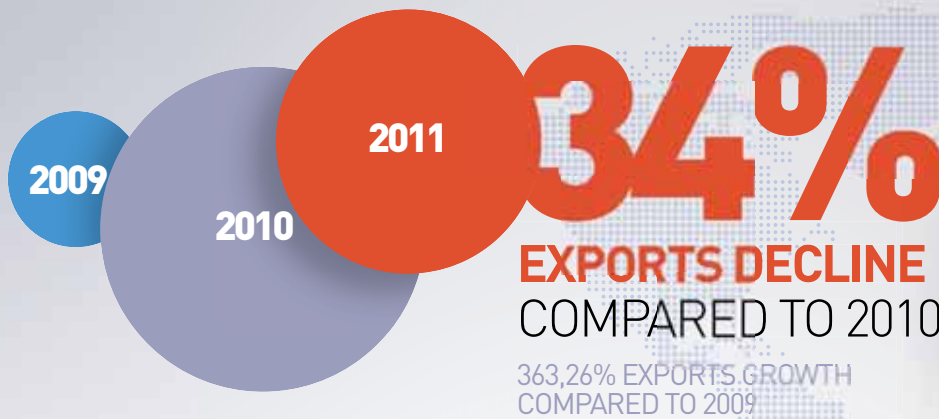
- a = number of licenses issued
- b = value of licenses issued in Euros
- c = value of arms exports in Euros

# EXPORT TO CENTRAL ASIA

## 1.751.207 €

1.880.187 € VALUE OF LICENSES ISSUED IN EUROS

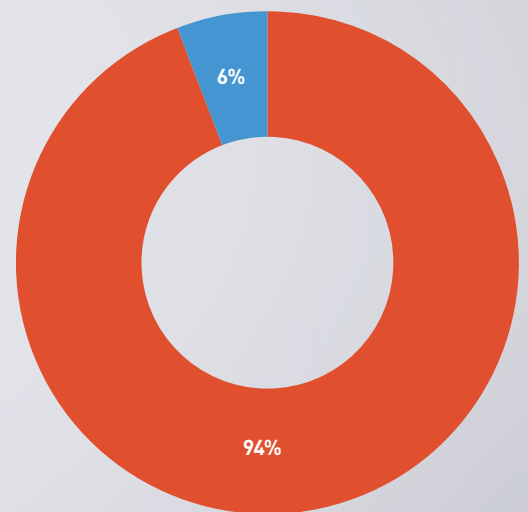
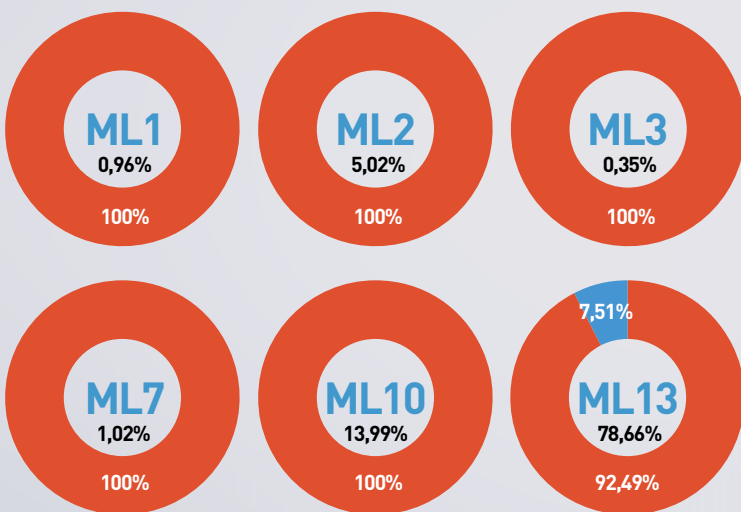
**93%**  
OF VALUE  
OF LICENSES ISSUED  
WAS USED



**12** LICENSES  
ISSUED



**CENTRAL  
ASIA**



● CROATIA    ● SERBIA



CENTRAL ASIA		ML 1	ML 2	ML 3	ML 7
Croatia	a				
	b				
	c				
Serbia	a	3	1	1	
	b	145 755	87 867	6 240	17 852
	c	16 775	87 867	6 240	17 852
TOTAL PER ML category	a	3	1	1	
	b	145 755	87 867	6 240	17 852
	c	16 775	87 867	6 240	17 852

CENTRAL ASIA		ML 10	ML 13	TOTAL per destination
Croatia	a	0	2	2
	b	0	103 490	103 490
	c	0	103 490	103 490
Serbia	a	1	4	10
	b	245 000	1 273 983	1 776 697
	c	245 000	1 273 983	1 647 717
TOTAL PER ML category	a	1	6	12
	b	245 000	1 377 473	1 880 187
	c	245 000	1 377 473	1 751 207

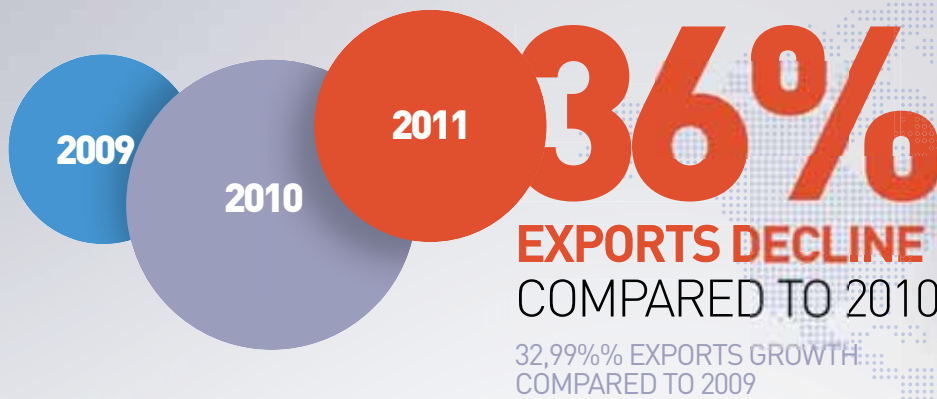
Key | a = number of licenses issued | b = value of licenses issued in Euros | c = value of arms exports in Euros

# EXPORT TO EUROPE UNION

## 24.431.936 €

72.119.040 € VALUE OF LICENSES ISSUED IN EUROS

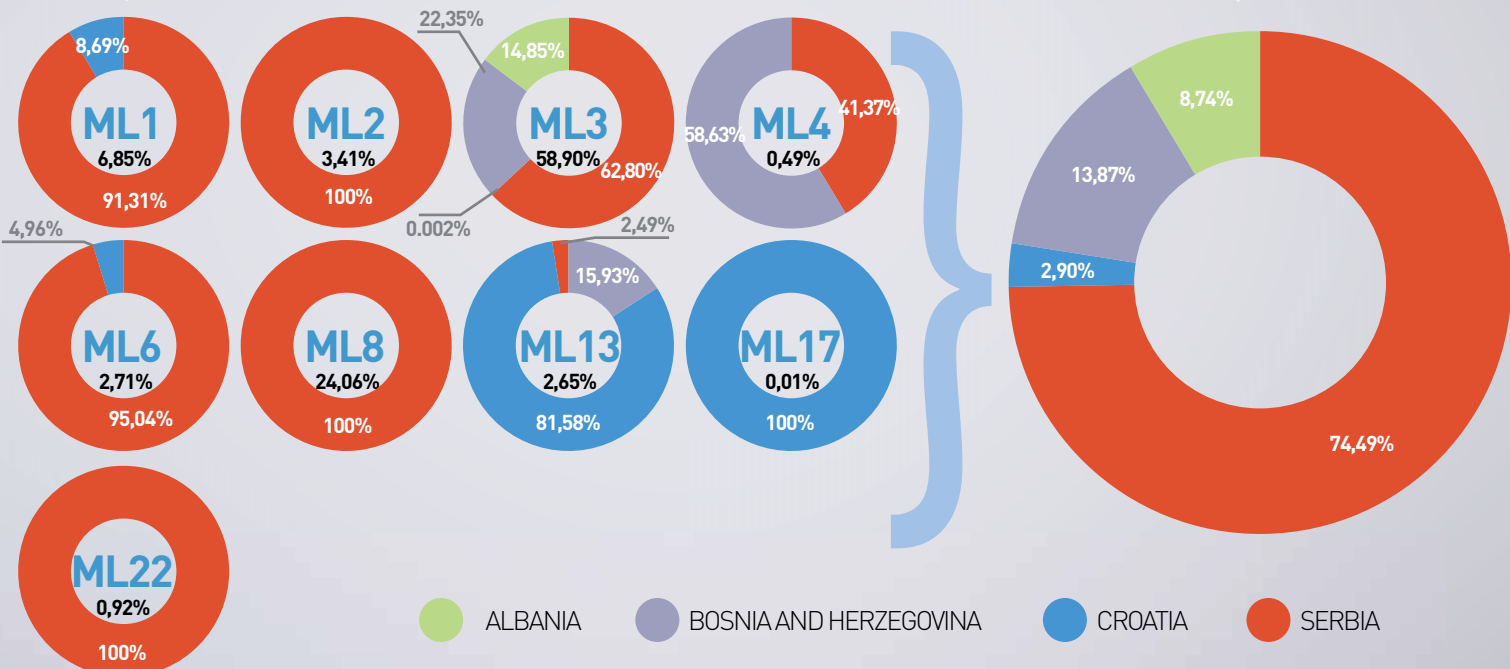
**34%**  
OF VALUE  
OF LICENSES ISSUED  
WAS USED



**180** LICENSES  
ISSUED



**EUROPE  
UNION**



EUROPE UNION						
		ML 1	ML 2	ML 3	ML 4	ML 6
Albania	a	0	0	4	0	0
	b	0	0	8 243 542	0	0
	c	0	0	2 135 848	0	0
Bosnia and Herzegovina	a	0	0	33	0	0
	b	0	0	3 717 181	70 290	0
	c	0	0	3 216 297	70 290	0
Croatia	a	29	0	2	0	1
	b	797 309	0	333	0	32 868
	c	145 300	0	333	0	32 868
Serbia	a	29	4	29	1	2
	b	1 786 860	950 052	44 136 563	49 600	629 587
	c	1 527 524	833 205	9 036 997	49 600	629 587
TOTAL PER ML category	a	58	4	68	1	3
	b	2 584 169	950 052	56 097 619	119 890	662 455
	c	1 672 825	833 205	14 389 475	119 890	662 455

EUROPE UNION						
		ML 8	ML 13	ML 17	ML 22	TOTAL per destination
Albania	a	0	0	0	0	4
	b	0	0	0	0	8 243 542
	c	0	0	0	0	2 135 848
Bosnia and Herzegovina	a	0	1	0	0	34
	b	0	103 030	0	0	3 890 501
	c	0	103 030	0	0	3 389 617
Croatia	a	0	13	4	0	49
	b	0	532 868	4 084	0	1 367 462
	c	0	527 485	2 526	0	708 512
Serbia	a	24	2	0	2	93
	b	10 797 666	16 080	0	251 127	58 617 535
	c	5 879 517	16 080	0	225 450	18 197 960
TOTAL PER ML category	a	24	16	4	2	180
	b	10 797 666	651 978	4 084	251 127	72 119 040
	c	5 879 517	646 595	2 526	225 450	24 431 936

Key | a = number of licenses issued | b = value of licenses issued in Euros | c = value of arms exports in Euros

# EXPORT TO MIDDLE EAST

# 77.500.396 €

106.728.418 € VALUE OF LICENSES ISSUED IN EUROS

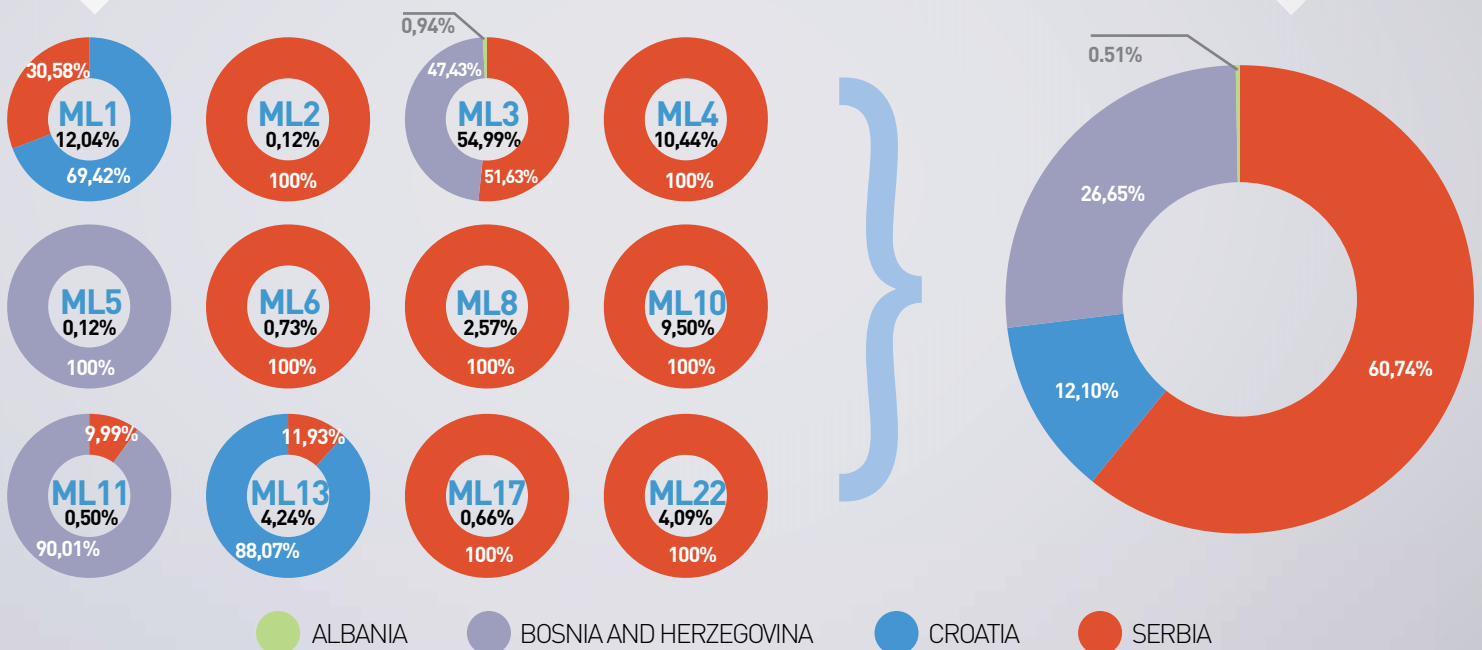
**73%**  
OF VALUE  
OF LICENSES ISSUED  
WAS USED



# 67 LICENSES ISSUED



# MIDDLE EAST



MIDDLE EAST								
		ML 1	ML 2	ML 3	ML 4	ML 5	ML 6	ML 8
Albania	a	0	0	2	0	0	0	0
	b	0	0	1 288 430	0	0	0	0
	c	0	0	399 854	0	0	0	0
Bosnia and Herzegovina	a	0	0	13	0	1	0	0
	b	0	0	28 470 803	0	90 700	0	0
	c	0	0	20 211 226	0	90 700	0	0
Croatia	a	3	0	0	0	0	0	0
	b	6 479 312	0	0	0	0	0	0
	c	6 479 067	0	0	0	0	0	0
Serbia	a	5	1	16	4	0	1	3
	b	2 960 375	139 104	28 192 724	9 204 041	1 693 978	586 070	3 821 032
	c	2 854 362	92 736	22 003 463	8 091 303	0	563 751	1 993 266
TOTAL PER ML category	a	8	1	31	4	1	1	3
	b	9 439 687	139 104	57 951 957	9 204 041	1 784 678	586 070	3 821 032
	c	9 333 429	92 736	42 614 543	8 091 303	90 700	563 751	1 993 266

MIDDLE EAST							
		ML 10	ML 11	ML 13	ML 17	ML 22	TOTAL per destination
Albania	a	0	0	0	0	0	2
	b	0	0	0	0	0	1 288 430
	c	0	0	0	0	0	399 854
Bosnia and Herzegovina	a	0	1	0	0	0	15
	b	0	348 294	0	0	0	28 909 797
	c	0	348 294	0	0	0	20 650 220
Croatia	a	0	0	5	0	0	8
	b	0	0	2 896 300	0	0	9 375 612
	c	0	0	2 896 300	0	0	9 375 367
Serbia	a	1	0	5	1	4	42
	b	7 363 238	38 640	392 338	554 884	12 208 155	67 154 579
	c	7 363 238	38 640	392 338	512 550	3 169 307	47 074 955
TOTAL PER ML category	a	1	1	10	1	4	67
	b	7 363 238	386 934	3 288 638	554 884	12 208 155	106 728 418
	c	7 363 238	386 934	3 288 638	512 550	3 169 307	77 500 396

Key

| a = number of licenses issued

| b = value of licenses issued in Euros

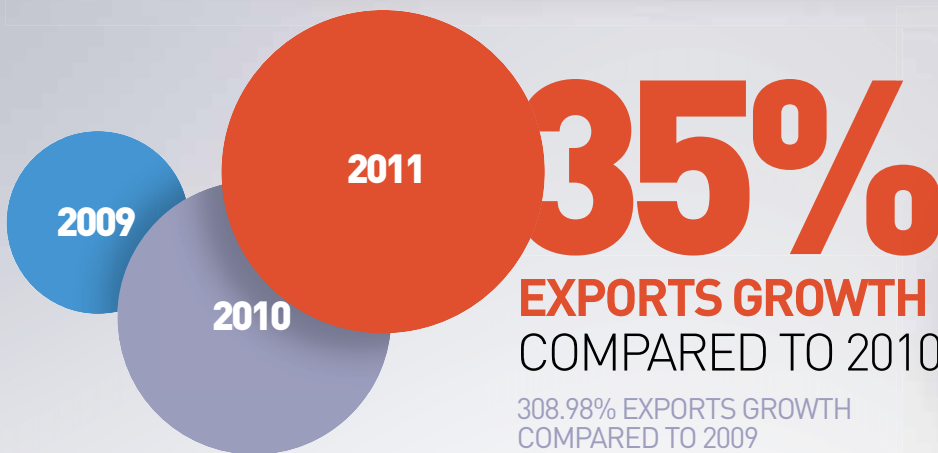
| c = value of arms exports in Euros

# EXPORT TO NORTH AMERICA

## 59.111.115 €

227.896.382 € VALUE OF LICENSES ISSUED IN EUROS

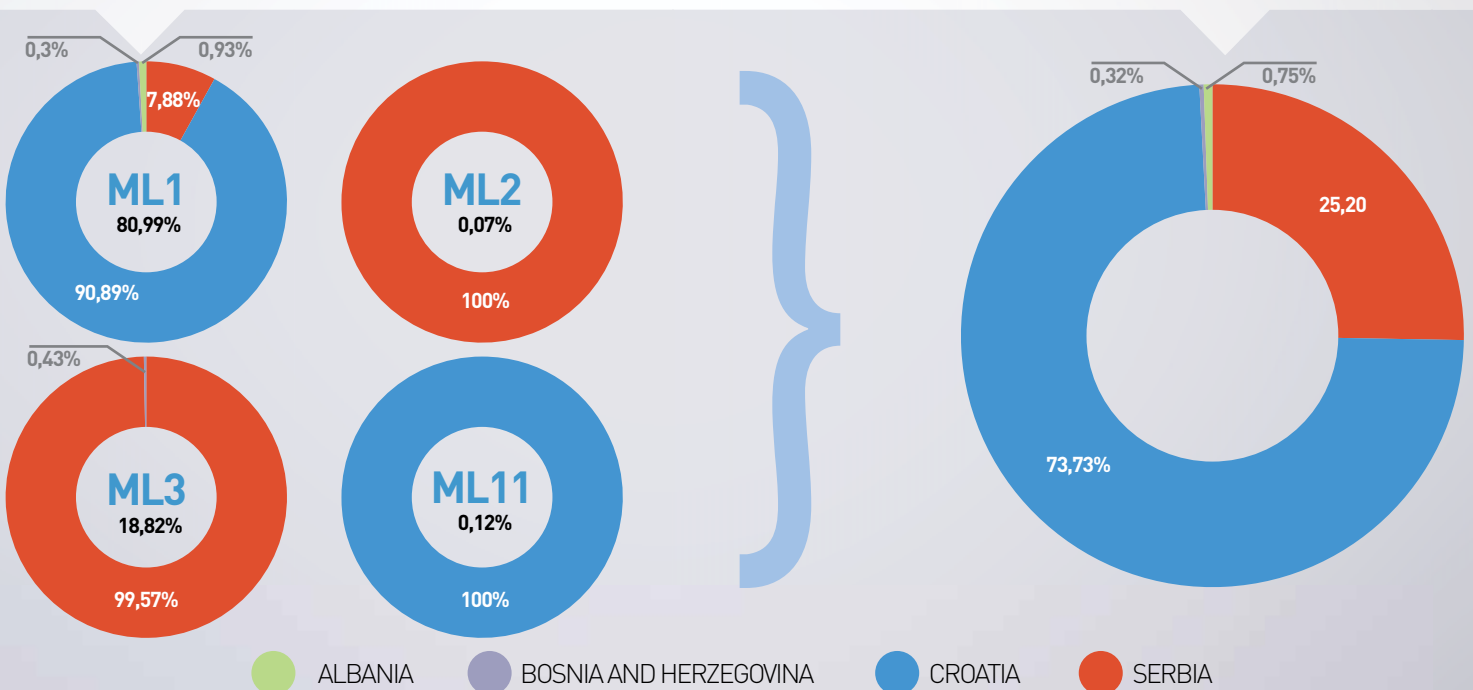
**26%**  
OF VALUE  
OF LICENSES ISSUED  
WAS USED



## 78 LICENSES ISSUED



## NORTH AMERICA



NORTH AMERICA						
		ML 1	ML 2	ML 3	ML 11	TOTAL per destination
Albania	a	1	0	0	0	1
	b	444 273	0	0	0	444 273
	c	444 273	0	0	0	444 273
Bosnia and Herzegovina	a	3	0	1	0	4
	b	143 886	0	515 450	0	659 336
	c	141 958	0	47 750	0	189 708
Croatia	a	36	0	0	4	40
	b	137 458 056	0	0	332 182	137 790 238
	c	43 510 555	0	0	71 591	43 582 146
Serbia	a	27	1	5	0	33
	b	12 904 531	43 153	76 054 851	0	89 002 535
	c	3 773 481	43 000	11 078 507	0	14 894 988
TOTAL PER ML category	a	67	1	6	4	78
	b	150 950 746	43 153	76 570 301	332 182	227 896 382
	c	47 870 267	43 000	11 126 257	71 591	59 111 115

Key

| a = number of licenses issued

| b = value of licenses issued in Euros

| c = value of arms exports in Euros

# EXPORT TO NORTH EAST ASIA

178 €

178€ VALUE OF LICENSES ISSUED IN EUROS

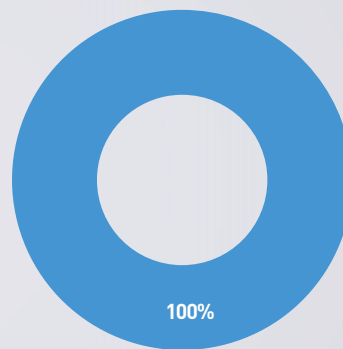
100%  
OF VALUE  
OF LICENSES ISSUED  
WAS USED

THERE WERE NO EXPORTS TO NORTH EAST ASIA IN 2009 AND 2010

1 LICENCE ISSUED



NORTH EAST ASIA



CROATIA

NORTH EAST ASIA			
		ML 13	TOTAL per destination
Croatia	a	1	1
	b	178	178
	c	178	178
TOTAL PER ML category	a	1	1
	b	178	178
	c	178	178

Key

a = number of licenses issued

b = value of licenses issued in Euros

c = value of arms exports in Euros



# EXPORT TO OCEANIA

## 550.551 €

550.551 € VALUE OF LICENSES ISSUED IN EUROS

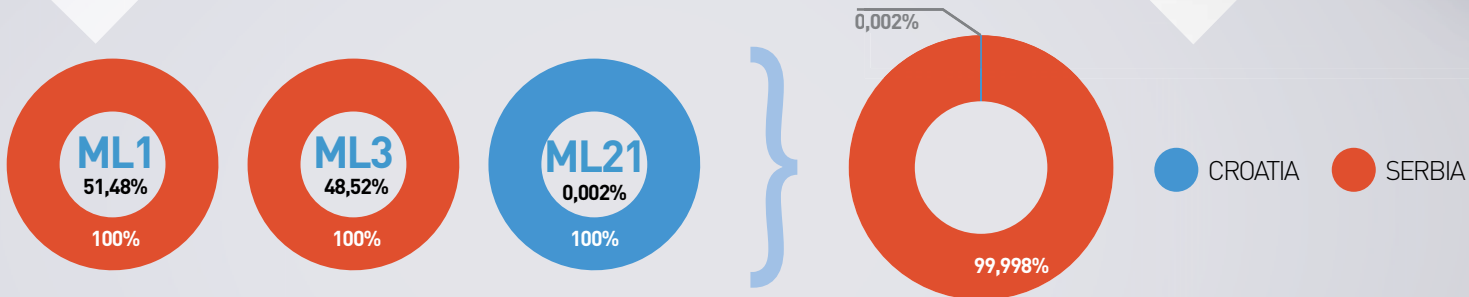
**100%**  
OF VALUE  
OF LICENSES ISSUED  
WAS USED



**7** LICENSES  
ISSUED



**OCEANIA**



OCEANIA					
		ML 1	ML 3	ML 21	TOTAL per destination
Croatia	a	0	0	1	1
	b	0	0	10	10
	c	0	0	10	10
Serbia	a	4	2	0	6
	b	283 436	267 105	0	550 541
	c	283 436	267 105	0	550 541
TOTAL PER ML category	a	4	2	1	7
	b	283 436	267 105	10	550 551
	c	283 436	267 105	10	550 551

Key

a = number of licenses issued

b = value of licenses issued in Euros

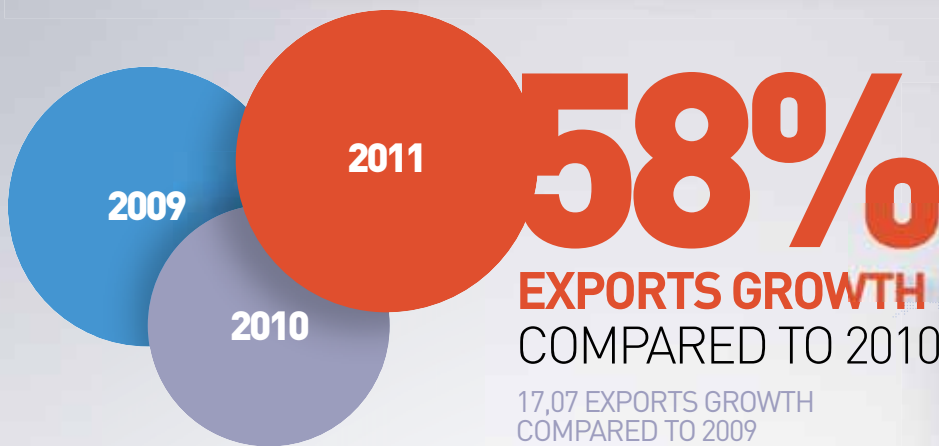
c = value of arms exports in Euros

# EXPORT TO OTHER EUROPEAN COUNTRIES

# 20.858.880 €

35.812.885 € VALUE OF LICENSES ISSUED IN EUROS

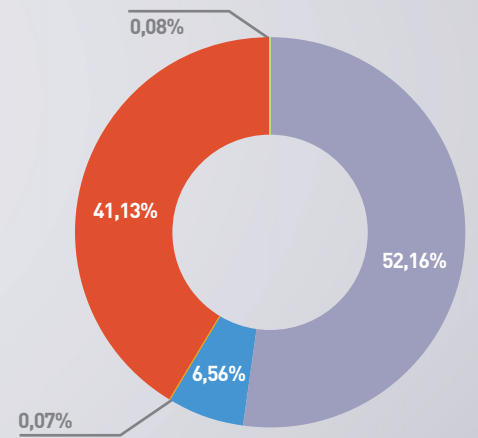
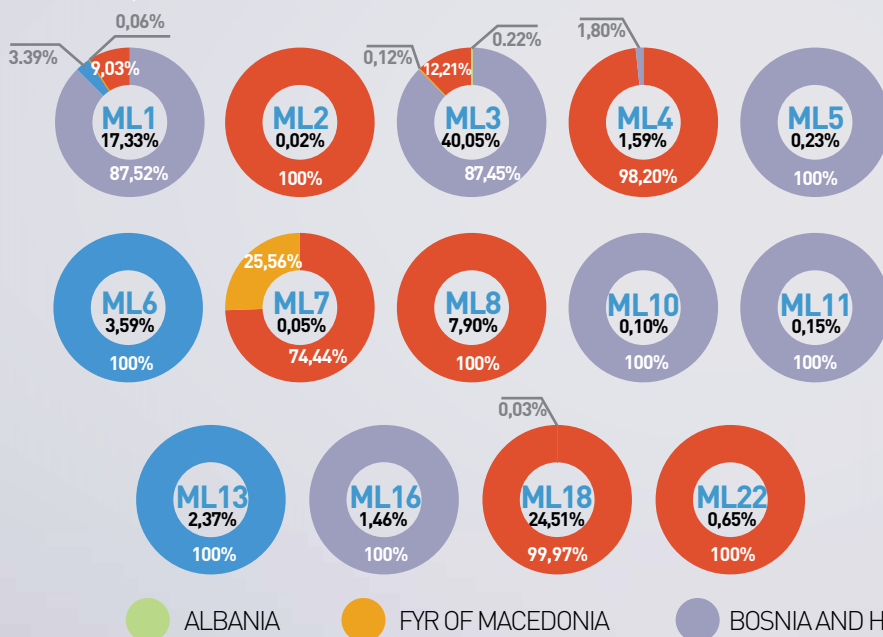
**58%**  
OF VALUE  
OF LICENSES ISSUED  
WAS USED



# 94 LICENSES ISSUED



## OTHER EUROPEAN COUNTRIES



OTHER EUROPEAN COUNTRIES									
		ML 1	ML 2	ML 3	ML 4	ML 5	ML 6	ML 7	ML 8
Albania	a	0	0	1	1	0	0	0	0
	b	0	0	122 210	932 967	0	0	0	0
	c	0	0	18 013	0	0	0	0	0
Bosnia and Herzegovina	a	3	0	18	1	2	0	0	0
	b	3 212 750	94 161	14 217 144	5 950	47 392	0	0	0
	c	3 163 450	0	7 305 831	5 950	47 392	0	0	0
Croatia	a	4	0	1	0	0	1	0	0
	b	129 577	0	1 057	0	0	750 000	0	0
	c	122 637	0	0	0	0	750 000	0	0
The former Yugoslav Republic of Macedonia	a	1	0	1	0	0	0	1	0
	b	2 095	0	10 200	0	0	0	2 575	0
	c	2 095	0	10 200	0	0	0	2 575	0
Serbia	a	11	2	15	3	0	0	1	10
	b	513 664	4 163 244	1 240 919	324 467	0	0	7 500	2 154 303
	c	326 343	3 244	1 020 629	323 717	0	0	7 500	1 649 131
TOTAL PER ML category	a	19	2	36	5	2	1	2	10
	b	3 858 086	4 257 405	15 591 530	1 263 384	47 392	750 000	10 075	2 154 303
	c	3 614 525	3 244	8 354 673	329 667	47 392	750 000	10 075	1 649 131

OTHER EUROPEAN COUNTRIES										
		ML 10	ML 11	ML 13	ML 14	ML 15	ML 16	ML 18	ML 22	TOTAL per destination
Albania	a	0	0	0	0	0	0	0	0	2
	b	0	0	0	0	0	0	0	0	1 055 177
	c	0	0	0	0	0	0	0	0	18 013
Bosnia and Herzegovina	a	1	2	0	0	0	2	0	0	29
	b	37 265	31 960	0	0	0	304 770	0	0	17 951 392
	c	20 165	31 960	0	0	0	304 770	0	0	10 879 518
Croatia	a	0	0	5	0	0	0	1	0	12
	b	0	0	620 000	0	0	0	1 496	0	1 502 130
	c	0	0	494 000	0	0	0	1 496	0	1 368 132
The former Yugoslav Republic of Macedonia	a	0	0	0	0	0	0	0	0	3
	b	0	0	0	0	0	0	0	0	14 870
	c	0	0	0	0	0	0	0	0	14 870
Serbia	a	0	0	0	0	0	0	4	2	48
	b	0	0	0	11 500	496 000	0	5 111 450	1 266 271	15 289 316
	c	0	0	0	0	0	0	5 111 450	136 334	8 578 347
TOTAL PER ML category	a	1	2	5	0	0	2	5	2	94
	b	37 265	31 960	620 000	11 500	496 000	304 770	5 112 946	1 266 271	35 812 885
	c	20 165	31 960	494 000	0	0	304 770	5 112 946	136 334	20 858 880

Key | a = number of licenses issued | b = value of licenses issued in Euros | c = value of arms exports in Euros

# EXPORT TO SOUTH AMERICA

## 2.497.784 €

2.659.051 € VALUE OF LICENSES ISSUED IN EUROS

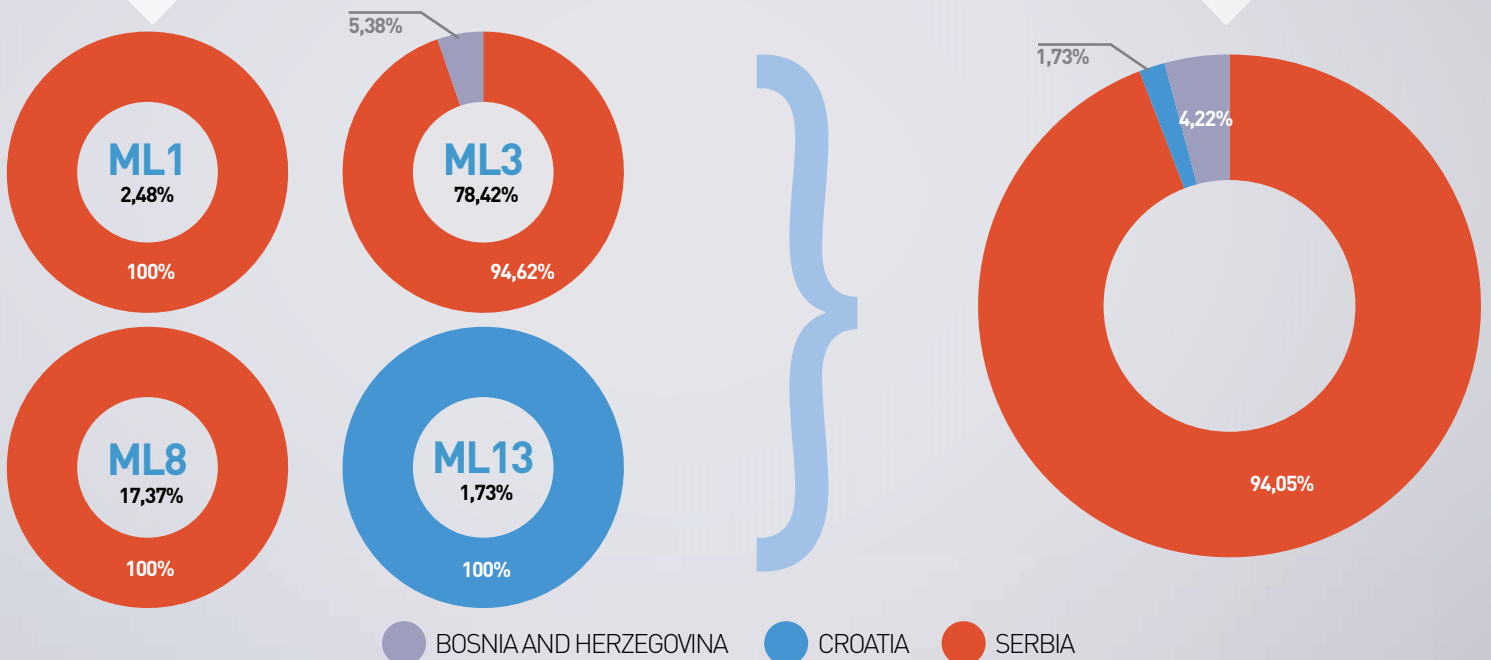
**94%**  
OF VALUE  
OF LICENSES ISSUED  
WAS USED



**17** LICENSES  
ISSUED



**SOUTH  
AMERICA**



SOUTH AMERICA						
		ML 1	ML 3	ML 8	ML 13	TOTAL per destination
Bosnia and Herzegovina	a	0	1	0	0	1
	b	0	105 358	0	0	105 358
	c	0	105 358	0	0	105 358
Croatia	a	0	0	0	4	4
	b	0	0	0	86 050	86 050
	c	0	0	0	43 250	43 250
Serbia	a	5	6	1	0	12
	b	175 089	1 854 928	437 625	0	2 467 643
	c	61 886	1 853 375	433 916	0	2 349 176
TOTAL PER ML category	a	5	7	1	4	17
	b	175 089	1 960 286	437 625	86 050	2 659 051
	c	35 201	1 958 733	433 916	43 250	2 471 099

Key | a = number of licenses issued | b = value of licenses issued in Euros | c = value of arms exports in Euros

# EXPORT TO SOUTH ASIA

# 16.358.114 €

19.941.078 € VALUE OF LICENSES ISSUED IN EUROS

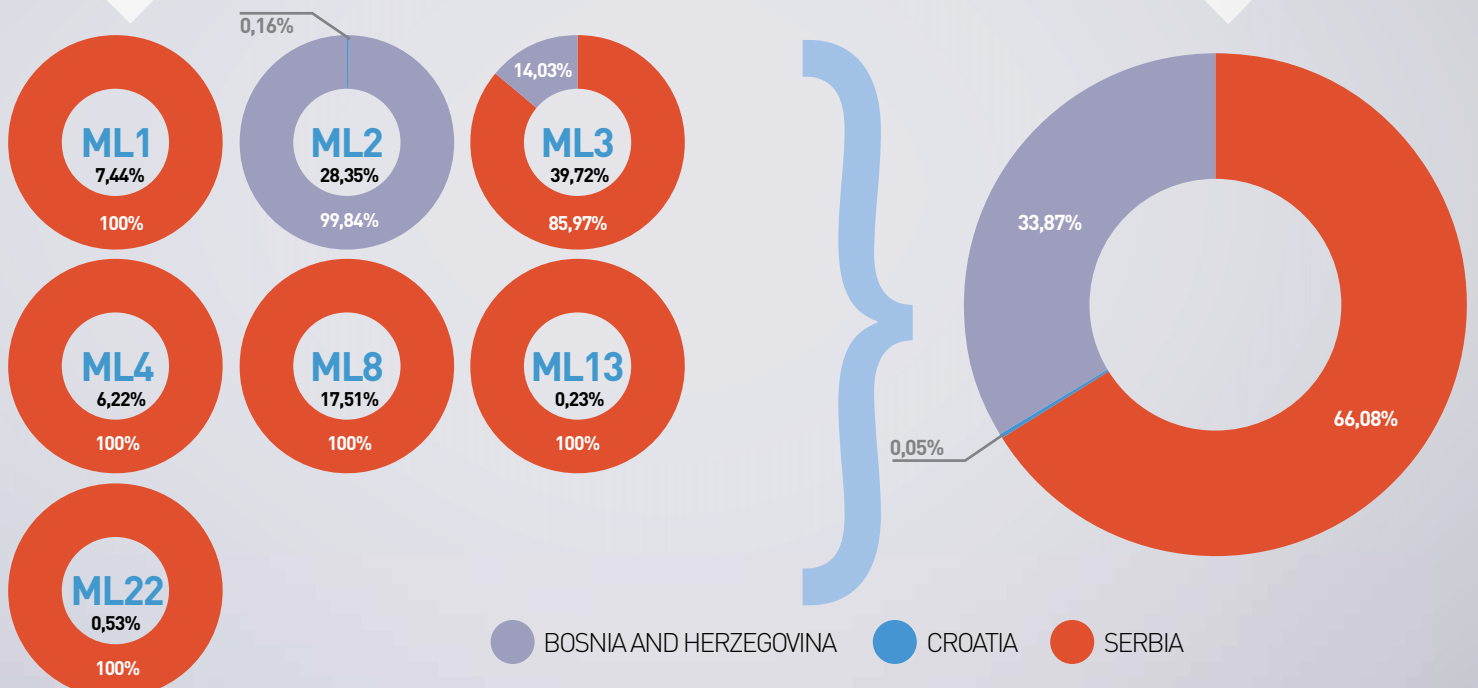
**82%**  
OF VALUE  
OF LICENSES ISSUED  
WAS USED



**23** LICENSES  
ISSUED



**SOUTH  
ASIA**



SOUTH ASIA		ML 1	ML 2	ML 3	ML 4
Bosnia and Herzegovina	a	0	3	1	0
	b	0	4 629 538	911 500	0
	c	0	4 629 538	911 500	0
Croatia	a	0	1	0	0
	b	0	7 576	0	0
	c	0	7 576	0	0
Serbia	a	3	0	10	2
	b	1 279 318	0	7 741 287	1 017 867
	c	1 216 528	0	5 585 991	1 017 867
TOTAL PER ML category	a	3	4	11	2
	b	1 279 318	4 637 114	8 652 787	1 017 867
	c	1 216 528	4 637 114	6 497 491	1 017 867

SOUTH ASIA		ML 8	ML 13	ML 22	TOTAL per destination
Bosnia and Herzegovina	a	0	0	0	4
	b	0	0	0	5 541 038
	c	0	0	0	5 541 038
Croatia	a	0	1	0	2
	b	0	1 344 000	0	1 351 576
	c	0	0	0	7 576
Serbia	a	1	1	0	17
	b	2 864 847	37 887	107 259	13 048 464
	c	2 864 847	37 887	86 380	10 809 500
TOTAL PER ML category	a	1	2	0	23
	b	2 864 847	1 381 887	107 259	19 941 078
	c	2 864 847	37 887	86 380	16 358 114

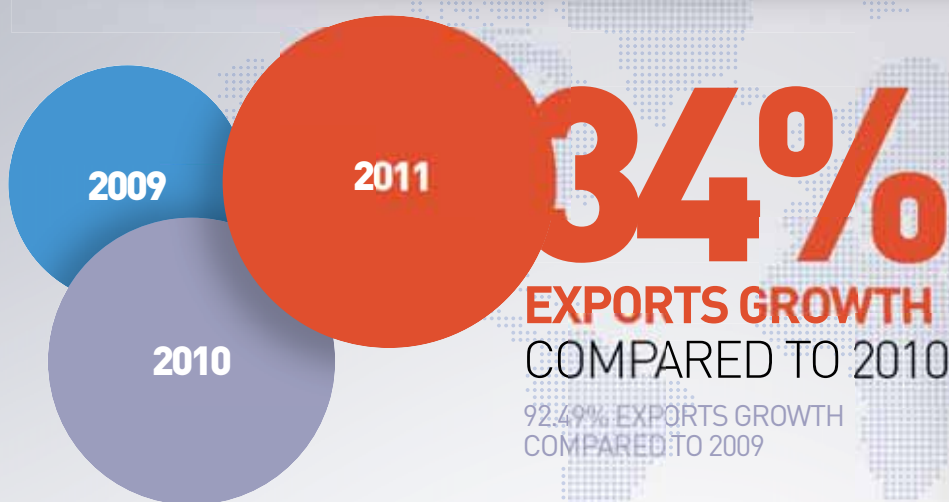
Key | a = number of licenses issued | b = value of licenses issued in Euros | c = value of arms exports in Euros

# EXPORT TO SOUTH EAST ASIA

## 11.160.537 €

11.242.544 € VALUE OF LICENSES ISSUED IN EUROS

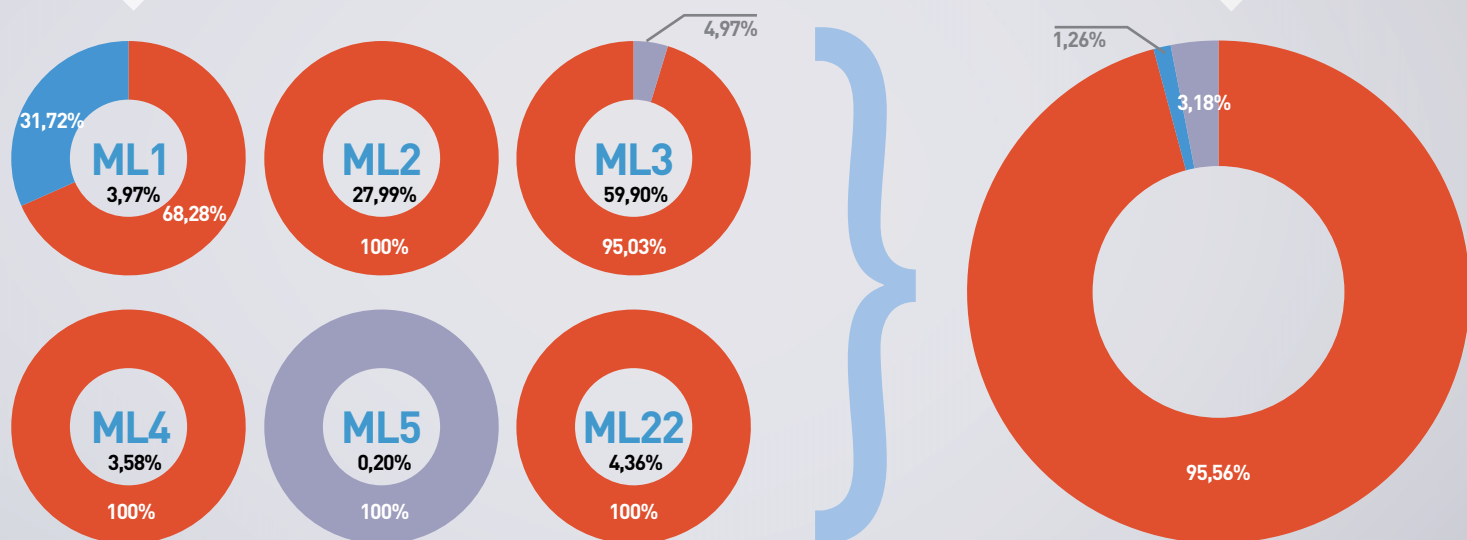
**99%**  
OF VALUE  
OF LICENSES ISSUED  
WAS USED



**41** LICENSES  
ISSUED



**SOUTH  
EAST ASIA**



● BOSNIA AND HERZEGOVINA ● CROATIA ● SERBIA



SOUTH EAST ASIA					
		ML 1	ML 2	ML 3	ML 4
Bosnia and Herzegovina	a	0	0	4	0
	b	0	0	332 363	0
	c	0	0	332 363	0
Croatia	a	4	0	0	0
	b	140 694	0	0	0
	c	140 694	0	0	0
Serbia	a	2	4	25	1
	b	302 788	3 203 800	6 353 867	400 000
	c	302 788	3 123 300	6 352 360	400 000
TOTAL PER ML category	a	6	4	29	1
	b	443 482	3 203 800	6 686 230	400 000
	c	443 482	3 123 300	6 684 723	400 000

SOUTH EAST ASIA				
		ML 5	ML 22	TOTAL per destination
Bosnia and Herzegovina	a	1	0	5
	b	22 831	0	355 194
	c	22 831	0	355 194
Croatia	a	0	0	4
	b	0	0	140 694
	c	0	0	140 694
Serbia	a	0	0	32
	b	0	486 201	10 746 656
	c	0	486 201	10 664 649
TOTAL PER ML category	a	1	0	41
	b	22 831	486 201	11 242 544
	c	22 831	486 201	11 160 537

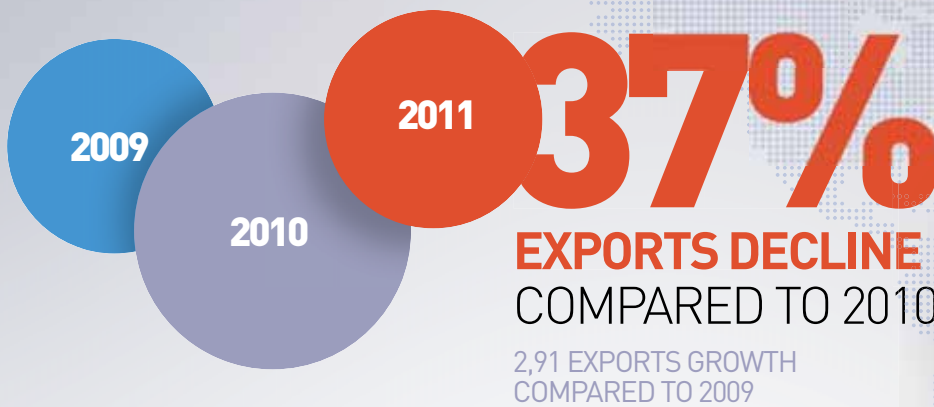
Key | a = number of licenses issued | b = value of licenses issued in Euros | c = value of arms exports in Euros

# EXPORT TO SUB-SAHARAN AFRICA

## 9.556.267 €

11.626.910 € VALUE OF LICENSES ISSUED IN EUROS

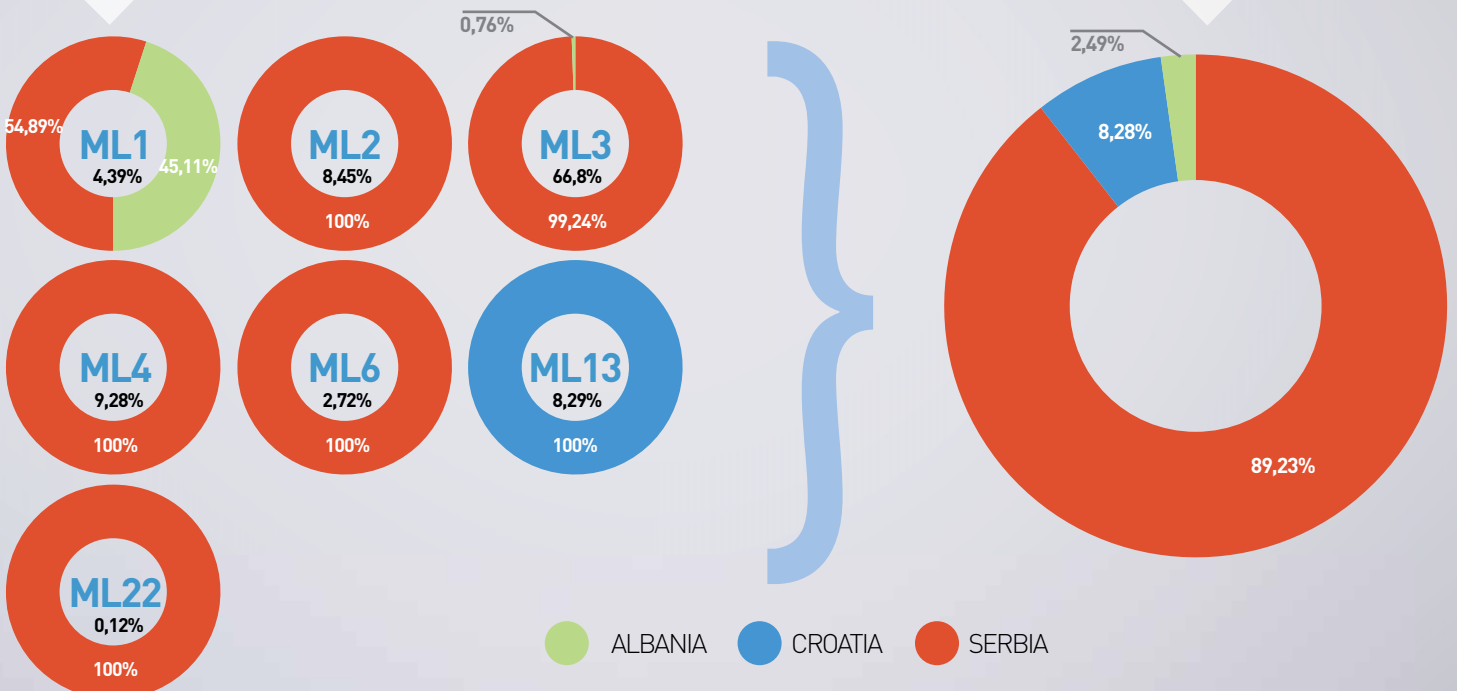
**82%**  
OF VALUE  
OF LICENSES ISSUED  
WAS USED



**31** LICENSES  
ISSUED



**SUB-SAHARAN  
AFRICA**



## SUB-SAHARAN AFRICA

		ML 1	ML 2	ML 3	ML 4
Albania	a	2	0	1	0
	b	522 132	0	48 490	0
	c	189 035	0	48 490	0
Croatia	a	0	0	0	0
	b	0	0	0	0
	c	0	0	0	0
Serbia	a	8	2	10	2
	b	1 436 862	807 267	6 851 811	887 084
	c	230 046	807 267	6 330 561	887 084
TOTAL PER ML category	a	10	2	11	2
	b	1 958 994	807 267	6 900 301	887 084
	c	419 081	807 267	6 379 051	887 084

## SUB-SAHARAN AFRICA

		ML 6	ML 13	ML 22	TOTAL per destination
Albania	a	0	0	0	3
	b	0	0	0	570 622
	c	0	0	0	237 525
Croatia	a	0	4	0	4
	b	0	791 739	0	791 739
	c	0	791 739	0	791 739
Serbia	a	0	0	1	24
	b	260 325	0	21 200	10 264 549
	c	260 325	0	11 720	8 527 003
TOTAL PER ML category	a	0	4	1	31
	b	260 325	791 739	21 200	11 626 910
	c	260 325	791 739	11 720	9 556 267

Key | a = number of licenses issued | b = value of licenses issued in Euros | c = value of arms exports in Euros

### III. TABLE SHOWING EXPORTS TO UNITED NATIONS-MANDATED OR OTHER INTERNATIONAL MISSIONS IN 2011

Destination country:

Kosovo*		
EXPORTING STATE	UNITED NATIONS-MANDATED OR OTHER INTERNATIONAL MISSIONS	DESCRIPTION OF GOODS
The former Yugoslav Republic of Macedonia	United Nations Mission to Kosovo (UNMIK)	Pepper Spray

Cyprus		
EXPORTING STATE	UNITED NATIONS-MANDATED OR OTHER INTERNATIONAL MISSIONS	DESCRIPTION OF GOODS
Republic of Serbia	United Nations to Cyprus (UNFICYP)	Rifles, pistols, protective equipment

Cyprus		
EXPORTING STATE	UNITED NATIONS-MANDATED OR OTHER INTERNATIONAL MISSIONS	DESCRIPTION OF GOODS
Republic of Serbia	United Nations Interim Force in Lebanon (UNFIL)	Rifles, pistols, protective equipment

## IV. INFORMATION ON NATIONAL LEGISLATION RELEVANT TO ARMS EXPORT CONTROL

STATE	NATIONAL LEGISLATION	EU CODE OF CONDUCT / EU COMMON POSITION	BROKERING PROVISIONS
Republic of Albania	<p>Law No. 9707, date 5.4.2007 "On State Export Control of Arms Transfer, Dual Use Goods and Related Technologies".</p> <p>The Council of Ministers Decision No.43, date 16.01.2008 "On organizing, function and status of State Export Control Authority"</p> <p>The Council of Ministers Decision 106, on 9.2.2011: "On the approval of the updated lists of military goods and related technologies with dual use, which undergo the import-export state control".</p> <p>The Council of Ministers' Decision 305, on 25.3.2009 "On the designating procedure, regarding the issuing of assured legal documents in the field of state control activities of import-export, military goods, and related technologies of dual use".</p> <p>The Council of Ministers' Decision 304, on 25.3.2009 "On the designating procedures regarding expertise's fulfillment and the control by the State Control Authority of Exports".</p> <p>The Council of Ministers' Decision 604, on 28.8.2003 "On approval, in principle, of code of conduct of European Union on weapons exports".</p> <p>The Council of Ministers' Decision 341, 8.4.2009 "On designating fees for issued legal documents".</p> <p>The Council of Ministers' Decision 76, on 30.12.2008 "On designated format, schedules and presentation time of reports".</p>	<p>The Council of Ministers' Decision 604, on 28.8.2003 "On approval, in principle, of code of conduct of European Union on weapons exports".</p> <p>Intention to be aligned with the Council's Common Position 2008/944/CFSP.</p>	<p>Law No. 9707, date 5.4.2007 "On State Export Control of Arms Transfer, Dual Use Goods and Related Technologies".</p>

STATE	NATIONAL LEGISLATION	EU CODE OF CONDUCT / EU COMMON POSITION	BROKERING PROVISIONS
Bosnia and Herzegovina	<p>The Law on Controls of International Transfers of Goods and Services of Strategic Importance for the Security of Bosnia and Herzegovina ("Official Gazette of BiH" No. 103/09).</p> <p>Guidelines to the procedure of registration of legal entities and individuals for international transfers of goods and services of strategic importance for the security of Bosnia and Herzegovina ("Official Gazette of BiH" No. 19/10).</p> <p>Guidelines on the requirements and procedure for licensing the international transfers of goods and services of strategic importance for the security of Bosnia and Herzegovina ("Official Gazette of BiH" No. 19/10).</p> <p>Guidelines on the manner and procedure of regulating temporary import, temporary export and transit of sports and hunting weapons and ammunition ("Official Gazette of BiH" No. 19/10).</p> <p>Guidelines on the performing oversight of legal entities and individuals that have been licensed or registered for the performance of international transfers of goods from the control lists ("Official Gazette of BiH" No. 28/10).</p> <p>EU Council Common Position 2008/944/CFSP of 8th December 2008 defining common rules governing the control of exports of military technology and equipment ("Official Gazette of BiH" No. 30/10).</p> <p>Common Military List ("Official Gazette of BiH" No. 40/10).</p> <p>List of Dual-Use Goods ("Official Gazette of BiH" No. 52/10).</p> <p>List of Special-Use Goods ("Official Gazette of BiH" No. 40/10).</p>	<p>The 2009 Law has been harmonized with the:</p> <p>EU Council Common Position 2008/944/CFSP of 8th December 2008 defining common rules governing the control of exports of military technology and equipment.</p> <p>Common Position 2003/468/CFSP on the Control of Arms Brokering.</p> <p>EU Council Joint Action (2000/401/CFSP) concerning the control of technical assistance related to certain military end-uses.</p> <p>Standards established by the UN SC Resolution 1540 on the prevention of proliferation of weapons of mass destruction.</p> <p>Convention on prohibitions or restrictions on the use of Certain Conventional Weapons.</p>	<p>The 2009 Law has been harmonized with the Common Position of the Council of Europe on the Controls of Arms Brokering.</p>

STATE	NATIONAL LEGISLATION	EU CODE OF CONDUCT / EU COMMON POSITION	BROKERING PROVISIONS
Republic of Croatia	Exports of weapons provided under the List of Weapons and Military Equipment (which is harmonized each year with the EU Military List) and weapons regulated under the National List of Non-military Weapons (hunting and sports weapons which are not included in the Military List) in the Republic of Croatia are regulated by the Law on Import and Export of Military and Non-Military Lethal Goods, published in the Official Gazette of RH (NN 86/2008).	The Law is harmonized with the EU Council Common Position defining common rules governing the control of exports of military technology and equipment.	The Law is harmonized with the Common Position of the Council of Europe on the Controls of Arms Brokering.

STATE	NATIONAL LEGISLATION	EU CODE OF CONDUCT / EU COMMON POSITION	BROKERING PROVISIONS
The former Yugoslav Republic of Macedonia	The Law on Foreign Trade (Official Gazette of the RM No. 45, 28 June 2002).	Unilaterally aligned with the EU Code of Conduct in November 2004.	The Law on Foreign Trade (Official Gazette of the RM No. 45, 28 June 2002).
	The Law on the Production of, and Trade In, the Arms and Military Equipment (Official Gazette of the RM No. 54, 15 July 2002).	Unilaterally aligned with the EU Common Position in July 2010.	The Law on the Production of, and Trade In, the Arms and Military Equipment (Official Gazette of the RM No. 54, 15 July 2002).
	Law on weapons ("Official Gazette of the Republic of Macedonia, No.7/05,47/06, 42/07,86/08, 72/10,158/2011) and pursuant to the Article 22 of the Law Amending the Law on Weapons (Official Gazette of the Republic of Macedonia No. 142/2010), the Legislative Commission, adopted the official consolidated text of the Law on Weapons.		Specific legislation is being developed.  Unilaterally aligned with the EU Common Position 2003/468/ CFSP on the Control of Arms Brokering in June 2005.



STATE	NATIONAL LEGISLATION	EU Code of Conduct / EU Common Position	BROKERING PROVISIONS
Republic of Serbia	<p>Law on Foreign Trade in Weapons, Military Equipment and Dual-Use Goods ("Official Journal of Serbia and Montenegro", nr. 7/05).</p>	<p>EU Code of Conduct on Arms Exports has been incorporated in the bylaw – Decree on the Licensing Criteria for Exports of Arms, Military Equipment and Dual-Use Goods ("Official Journal of SCG", no.11/05).</p> <p>On 20th November 2008 the Government of the Republic of Serbia adopted a Decision on accepting the criteria from the EU Code of Conduct on Arms Export and officially informed the EU Council's General Secretariat thereof on 25th November 2008.</p>	<p>Provisions of Art. 6. item 4) of the Law define the scope of foreign trade, including '...mediation (brokering) re-export ... and other services ...'.</p> <p>Art. 9 of the Law sets down that foreign trade is subject to a license from the competent ministry.</p> <p>Art. 12, par. 1. prescribes a Register of persons that may perform foreign trade in controlled goods.</p> <p>Art. 28, par. 1. prescribes maintaining a database.</p> <p>Art. 34 prescribes keeping foreign transfers documentation for 10 years - which is in accordance with Art. 3. and Art. 4. of the EU Council's Common Position (2003/468/CFSP) and the recommendation to perform export controls in the area of arms brokering according to the national legislation. These controls are carried out in the territory of the Republic of Serbia.</p>



## V. TABLE OF REGIONAL ACTIVITIES IN WHICH STATES PARTICIPATED DURING 2011<sup>1</sup>

HOST COUNTRY & DATE	PARTICIPANTS	STATE OR ORGANIZATION SUPPORTING THE ACTIVITY	DESCRIPTION OF THE ACTIVITY
Zagreb, Croatia 28 February-3 March 2011	Albania, Bosnia and Herzegovina, Croatia	RACVIAC	Workshop; Regional Seminar on the Prohibition of Chemical Weapons
Zagreb, Croatia 17 March 2011	Albania, Bosnia and Herzegovina, Croatia, Serbia, the former Yugoslavia Republic of Macedonia	SEESAC	4th Meeting of the Regional Information Exchange Process on Arms Export Controls
Athens, United States of America 28 March – 8 April 2011	Croatia, Serbia	EXBS	Training for the Implementation of Export Control of Military and Dual-Use
Podgorica, Montenegro 4-5 May 2011	Albania, Bosnia and Herzegovina, Croatia, Serbia, the former Yugoslavia Republic of Macedonia	COARM and BAFA	Workshop on Export Controls
Singapore 24-25 May 2011	Bosnia and Herzegovina, Croatia		12th International Conference on Exports Control
Jahorina, Bosnia and Herzegovina 8-9 June 2011	Bosnia and Herzegovina, Croatia	EU and BAFA	EU Cooperation in Export Control on Dual-Use Goods, Interagency Seminar on Dual-Use Export Controls
Budva, Montenegro 23 June 2011	Albania, Bosnia and Herzegovina, Croatia, Serbia, the former Yugoslavia Republic of Macedonia	SEESAC	5th Meeting of the Regional Information Exchange Process on Arms Export Controls
Cavtat, Croatia 19-20 October 2011	Albania, Bosnia and Herzegovina, Croatia, Serbia	BAFA and RACVIAC	Violation on Export Controls
Rakitje, Croatia 24-27 October 2011	Bosnia and Herzegovina, Croatia, Serbia	RACVIAC and OSCE	SALW/Conventional Armament Workshop
Belgrade, Serbia 9-10 November 2011	Albania, Bosnia and Herzegovina, Croatia, Serbia, the former Yugoslavia Republic of Macedonia	SEESAC	6th Meeting of the Regional Information Exchange Process on Arms Export Controls
Ispra, Italy 15-16 November 2011	Bosnia and Herzegovina, Croatia, Serbia	European Commission Joint Research Centre	Workshop on Technical Issues Related to the Implementation of the EU Export Control Regime for Dual-Use Goods

<sup>1</sup> The table only includes activities related to arms export controls in which at least two states in the region participated.

## VI. TABLE SHOWING INTERNET ADDRESSES AND CONTACT DETAILS OF NATIONAL AUTHORITIES RESPONSIBLE FOR ARMS EXPORT CONTROL

STATE	INSTITUTION	CONTACT DETAILS	WEBSITE
Republic of Albania	State Export Control Authority	Address: Rr. "Skënderbej", Pall, 4 Kati V, Tiranë, Albania. Tel/Fax: +35542416096 Email: info_akshe@mod.gov.al	www.akshe.gov.al
Bosnia and Herzegovina	Ministry of Foreign Trade and Economic Relations	Address: Sarajevo, Musala 9 Tel: +387 33 220 546	www.mvteo.gov.ba
	Ministry of Defence	Address: Sarajevo, Hamdije Kreševljakovića 98 Tel: +387 33 286 545	www.mod.gov.ba
	Ministry of Foreign Affairs	Address: Sarajevo, Musala 2 Tel: +387 33 281 100	www.mfa.gov.ba
	Ministry of Security	Address: Sarajevo, Trg BiH 2 Tel: +387 33 213 623	www.msb.gov.ba
Republic of Croatia	Ministry of Economy <sup>i</sup>	Address: Ulica grada Vukovara 78, 10 000 Zagreb, Tel: +385 1 610 61 11	www.mingo.hr
Republic of Serbia	Ministry of Foreign and Internal Trade and Telecommunications	Address: Belgrade, Nemanjina 22-24 Tel: (+381 11) 2 642 115; 363 1511 Fax: (+381 11) 2642 108; 2642 119 E-mail: jasmina.roskic@mtt.gov.rs	www.mtt.gov.rs
	Ministry of Foreign Affairs	Address: Security Policy Sector, Arms Control and Defence Cooperation Section Kneza Miloša 24 Belgrade Tel: +381 (11) 30 68 936 Fax: +381 (11) 30 68 927 Mail: okn@mfa.rs	www.mfa.gov.rs
	Ministry of Defence	Address: Material Resources Sector Nemanjina 15, Belgrade Tel: +381 (11) 2059 029 Fax: +381 (11) 3006 221	www.mod.gov.rs
	Ministry of Internal Affairs	Address: Emergency Management Sector, Department for Prevention Ul. Kneza Miloša br. 101 Belgrade Tel: +381 (11) 3612 913 mob: +381 64 892 4239	www.mup.gov.rs

<sup>i</sup> The Ministry of Economy issues arms export licences on the basis of a consensus of the members of the Commission, which is composed of the representatives of ministries for foreign affairs, interior, defense and economy.



STATE	INSTITUTION	CONTACT DETAILS	WEBSITE
The former Yugoslav Republic of Macedonia	Ministry of Foreign Affairs	E-mail: <a href="mailto:geleva@mfa.gov.mk">geleva@mfa.gov.mk</a> Tel: +389 23 124 077 Fax: +389 23 115 790	<a href="http://www.mfa.gov.mk">www.mfa.gov.mk</a>
	Ministry of Interior	E-mail: <a href="mailto:dusko_ivanov@moi.gov.mk">dusko_ivanov@moi.gov.mk</a> Tel. +389 2 3238595 ; +389 2 3226012 Fax. +389 2 3142788	<a href="http://www.moi.gov.mk">www.moi.gov.mk</a>
	Ministry of Defence	E-mail: <a href="mailto:tomislav.rizevski@morm.gov.mk">tomislav.rizevski@morm.gov.mk</a> Tel: +389 328 22 55	<a href="http://www.morm.gov.mk">www.morm.gov.mk</a>

CIP - Каталогизација у публикацији  
Народна библиотека Србије, Београд

339.564:623.44(497)"2011"(083.41)

REGIONAL Report on Arms Exports in 2011.  
- Beograd : SEESAC, 2013 (Beograd : Grafik  
centar). - 75 str. : tabele ; 30 cm

Tiraž 200.

ISBN 978-86-7728-182-3

а) Оружје - Извоз - Балканске државе - 2011

- Статистика

COBISS.SR-ID 202218508



