



REGIONAL REPORT ON ARMS EXPORTS IN 2010

**REGIONAL
REPORT
ON ARMS
EXPORTS
IN 2010**

The South Eastern and Eastern Europe Clearinghouse for the Control of Small Arms and Light Weapons (SEESAC) has a mandate from the United Nations Development Programme and the Regional Cooperation Council to support all international and national stakeholders by strengthening national and regional capacity to control and reduce the proliferation and misuse of small arms and light weapons, and thus contribute to enhanced stability, security and development in South Eastern and Eastern Europe.

For further information contact:

Team Leader, SEESAC
Hadži Melentijeva 30
11000 Belgrade
Serbia
Tel: (+381) (11) 344 6353; 383 6972; 383 6974
Fax: (+381) (11) 344 6356
www.seesac.org

REGIONAL REPORT ON ARMS EXPORTS IN 2010

ACKNOWLEDGEMENTS

The report was conceptualized and compiled by Mark Bromley, Senior Researcher with the Arms Transfers Programme at SIPRI, whose ideas and writings reflect expertise we certainly do not master ourselves. We would like also to express our gratitude to the national authorities responsible for arms exports control in Albania, Bosnia and Herzegovina, Croatia, Montenegro and Serbia who have made this report possible. The publication of the Regional Report on Arms Exports in 2010 was generously supported by the Ministry of Foreign Affairs of the Kingdom of Norway.

© SEESAC 2012 - All rights reserved
ISBN: 978-86-7728-182-3



The views expressed in this report are those of the authors and do not necessarily represent those of the Regional Cooperation Council or the United Nations Development Programme. The designations employed and the presentation of material in this publication do not imply the expression of the Regional Cooperation Council or the United Nations Development Programme concerning 1) the legal status of any country, territory or area, or of its authorities or armed groups; or 2) the delineation of its frontiers or boundaries.

CONTENTS

I. INTRODUCTION	5
II. ANNEX	7
III. BRIEF DESCRIPTION OF THE EU COMMON MILITARY LIST CATEGORIES.....	9
IV. TABLES SETTING OUT EXPORTS PER DESTINATION, PER REGION AND WORLD WIDE.....	11
ARMS EXPORTS PER DESTINATION	13
ARMS EXPORTS PER REGION	45
Central America and the Caribbean	45
(Antigua and Barbuda, Bahamas, Barbados, Belize, Costa Rica, Cuba, Dominica, Dominican Republic, El Salvador, Grenada, Guatemala, Haiti, Honduras, Jamaica, Mexico, Nicaragua, Panama, Saint Kitts and Nevis, Saint Lucia, Saint Vincent and Grenadines, Trinidad and Tobago)	
Central Asia.....	46
(Kazakhstan, Kyrgyzstan, Tajikistan, Turkmenistan, Uzbekistan)	
North Africa.....	47
(Algeria, Libya, Morocco, Tunisia)	
European Union	48
(Austria, Belgium, Bulgaria, Cyprus, Czech Republic, Denmark; Denmark (Greenland), Denmark (Faeroes), Estonia, Finland, France, France (French Polynesia), France (Mayotte), France (New Caledonia), Germany, Greece, Hungary, Ireland, Italy, Latvia, Lithuania, Luxembourg, Malta, Netherlands, Netherlands (Aruba), Netherlands (Netherlands Antilles), Poland, Portugal, Romania, Slovakia, Slovenia, Spain, Sweden, United Kingdom, United Kingdom (Bermuda), United Kingdom (Cayman Islands), United Kingdom (Channel Islands), United Kingdom (Gibraltar), United Kingdom (St Helena), United Kingdom (Turcs and Caicos Islands)	
Middle East	50
(Bahrain, Egypt, Iran, Iraq, Israel, Jordan, Kuwait, Lebanon, Oman, Palestinian controlled territories, Qatar, Saudi Arabia, Syria, United Arab Emirates, Yemen)	
North America.....	52
(Canada, United States)	
Oceania.....	53
(Australia, Fiji, Kiribati, Marshall Islands, Micronesia (Fed. States of), Nauru, New Zealand, Palau, Papua New Guinea, Samoa, Solomon Islands, Tonga, Tuvalu, Vanuatu)	
Other European Countries	54
(Albania, Andorra, Armenia, Azerbaijan, Belarus, Bosnia and Herzegovina, Croatia, Georgia, Holy See, Iceland, Liechtenstein, the former Yugoslav Republic of Macedonia, Republic of Moldova, Monaco, Montenegro, Norway, Russian Federation, Serbia, St Marino, Switzerland, Turkey, Ukraine)	
South Asia	56
(Afghanistan, Bangladesh, Bhutan, India, Maldives, Nepal, Pakistan, Sri Lanka)	
South East Asia	58
(Brunei, Cambodia, Indonesia, Laos, Malaysia, Myanmar, Philippines, Singapore, Thailand, Timor Leste, Vietnam)	

Sub-Saharan Africa	60
(Angola, Benin, Botswana, Burkina Faso, Burundi, Cameroon, Cape Verde, Central African Republic, Chad, Comoros, Congo (Republic of), Congo (Democratic Republic of), Djibouti, Equatorial Guinea, Eritrea, Ethiopia, Gabon, Gambia, Ghana, Guinea, Guinea-Bissau, Ivory Coast, Kenya, Lesotho, Liberia, Madagascar, Malawi, Mali, Mauritania, Mauritius, Mozambique, Namibia, Niger, Nigeria, Rwanda, Sao Tome and Principe, Senegal, Seychelles, Sierra Leone, Somalia, South Africa, Sudan, Swaziland, Tanzania, Togo, Uganda, Zambia, Zimbabwe)	
South America	62
(Argentina, Bolivia, Brazil, Chile, Colombia, Ecuador, Guyana, Paraguay, Peru, Suriname, Uruguay, Venezuela)	
EXPORTS WORLD WIDE	63
V. TABLES SHOWING EXPORTS TO UNITED NATIONS-MANDATED OR OTHER INTERNATIONAL MISSIONS IN 2010	64
VI. INFORMATION ON NATIONAL LEGISLATION RELEVANT TO ARMS EXPORT CONTROL	65
VII. TABLE OF REGIONAL ACTIVITIES IN WHICH STATES PARTICIPATED DURING 2010	71
VIII. CONTACT INFORMATION FOR NATIONAL INSTITUTIONS RESPONSIBLE FOR ARMS EXPORT CONTROL	72

INTRODUCTION

The possibility of producing a regional annual report on arms exports for South East Europe was discussed at EU outreach events in Serbia (December 2007) and Slovenia (May 2008). Under the auspices of SEESAC, an agreement was reached to produce a regional report at a conference in Montenegro (June 2009).

All states in the region have already produced national reports that contain detailed information on their arms exports. These national reports should remain the primary source of information on each country's arms exports.

The production of a regional annual report on arms exports is intended to help to consolidate the gains in transparency that have already been made in the region, while also demonstrating an ability and willingness to uphold the commitments associated with the Council Common Position 2008/944/CFSP defining common rules governing control of exports of military technology and equipment.

The report is a practical example of successful co-operation within the framework of the Regional Co-operation Council (RCC). Moreover, the report is evidence of the existing administrative capacity in the region and the desire to further comply with EU policies in the field of export controls.

The present report contains detailed information on arms exports of Albania, Bosnia and Herzegovina, Croatia, Montenegro and Serbia during 2010. The methods of data collection and reporting format are based on those of the EU Annual Report on Arms Exports.

The report also presents data on transfers to United Nations-mandated or other international missions, information on national legislation relevant to arms exports control, contact information for the different ministries tasked with controlling transfers of conventional weapons, and details of regional activities in which at least two states in the region have participated.

The production of the regional report was made possible through the generous support of the Ministry of Foreign Affairs of the Kingdom of Norway.

ANNEX

Information on conventional arms exports by Albania, Croatia, Bosnia and Herzegovina, Montenegro and Serbia in the period from 1 January to 31 December 2010

The attached tables contain the following information:

- IV. TABLES SETTING OUT EXPORTS PER DESTINATION, PER REGION AND WORLDWIDE
Figures are broken down by State, and where possible by EU Common Military List category (1), where (a) = number of licenses issued, (b) = value of licenses issued in Euros and (c) = the value of arms exports in Euros (2) (3) (4) (5)
- V. TABLE SHOWING EXPORTS TO UNITED NATIONS-MANDATED OR OTHER INTERNATIONAL MISSIONS IN 2010
- VI. INFORMATION ON NATIONAL LEGISLATION RELEVANT TO ARMS EXPORT CONTROL
- VII. TABLE OF REGIONAL ACTIVITIES IN WHICH STATES PARTICIPATED DURING 2010
- VIII. TABLE SHOWING INTERNET ADDRESSES AND CONTACT DETAILS OF NATIONAL AUTHORITIES RESPONSIBLE FOR ARMS EXPORT CONTROL

1 See page 9 below for brief descriptions of Military List categories.

2 In many cases, transfers of controlled goods may pass through two or more states covered by this report before being delivered to their final destination. For this reason, there is likely to be a considerable amount of 'double counting' in this report, with the same transfer being reported multiple times by different states. The report should not, therefore, be used to generate an estimate of the combined value of the region's arms exports.

3 To make the table more readable, nil values and/or the mention 'not available' are omitted, and empty rows deleted.

4 Concerning the Republic of Serbia:

The Annual Report of the Republic of Serbia includes, inter alia, data on arms exports broken down by export destination – i.e. the country of the buyer, together with the data on the end-user country - while data in the EU Annual Report is broken down only by end-user country. For this reason, data from the Annual Report of the Republic of Serbia may be different from the data published in the Regional Annual Report.

The Republic of Serbia's national regulations allow for situations where a number of different products - which may cover a range of different control categories - are attached to one license. Such transfers have been marked with a single asterisk (*). Transfers in which the goods were delivered via another country in the region have been marked with two asterisks (**). Transfers in which the exports were allowed in accordance with exceptions in relevant UN SC Resolutions have been marked with three asterisks (***)

5 Concerning the former Yugoslav Republic of Macedonia:

The former Yugoslav Republic of Macedonia was again fully engaged with the process of producing this report and demonstrated a willingness and ability to collect and submit data. However, no arms export licenses were issued during 2010 and no arms exports took place.

III. BRIEF DESCRIPTIONS OF EU COMMON MILITARY LIST CATEGORIES

(CF. OJ C 85 OF 22 MARCH 2012 FOR THE FULL EU COMMON MILITARY LIST)

- ML1** Smooth-bore weapons with a calibre of less than 20 mm, other arms and automatic weapons with a calibre of 12,7 mm (calibre 0,50 inches) or less and accessories, and specially designed components therefor
- ML2** Smooth-bore weapons with a calibre of 20 mm or more, other weapons or armament with a calibre greater than 12,7 mm (calibre 0,50 inches), projectors and accessories, and specially designed components therefor
- ML3** Ammunition and fuse setting devices, and specially designed components therefor
- ML4** Bombs, torpedoes, rockets, missiles, other explosive devices and charges and related equipment and accessories, and specially designed components therefor
- ML5** Fire control, and related alerting and warning equipment, and related systems, test and alignment and countermeasure equipment, specially designed for military use, and specially designed components and accessories therefor
- ML6** Ground vehicles and components.
- ML7** Chemical or biological toxic agents, 'riot control agents', radioactive materials, related equipment, components and materials
- ML8** 'Energetic materials', and related substances
- ML9** Vessels of war, (surface or underwater) special naval equipment, accessories, components and other surface vessels
- ML10** 'Aircraft', 'lighter than air vehicles', unmanned airborne vehicles, aero-engines and 'aircraft' equipment, related equipment and components, specially designed or modified for military use.
- ML11** Electronic equipment, not specified elsewhere on the EU Common Military List, and specially designed components therefor
- ML12** High velocity kinetic energy weapon systems and related equipment, and specially designed components therefor.
- ML13** Armoured or protective equipment, constructions and components
- ML14** Specialised equipment for military training or for simulating military scenarios, simulators specially designed for training in the use of any firearm or weapon specified by ML1 or ML2, and specially designed components and accessories therefor
- ML15** Imaging or countermeasure equipment, specially designed for military use, and specially designed components and accessories therefor
- ML16** Forgings, castings and other unfinished products the use of which in a specified product is identifiable by material composition, geometry or function, and which are specially designed for any products specified by ML1 to ML4, ML6, ML9, ML10, ML12 or ML19
- ML17** Miscellaneous equipment, materials and 'libraries', and specially designed components therefor
- ML18** Production equipment and components of products referred to in the EU Common Military List
- ML19** Directed energy weapon systems (DEW), related or countermeasure equipment and test models, and specially designed components therefor
- ML20** Cryogenic and 'superconductive' equipment, and specially designed components and accessories therefor
- ML21** 'Software' specially designed or modified for the 'development', 'production' 'use' of equipment or materials controlled by the EU Common Military List.
- ML22** 'Technology' for the 'development', 'production' or 'use' of items controlled in the EU Common Military List

The latest version of the EU Military List is available at
 <<http://eur-lex.europa.eu/LexUriServ/LexUriServ.do?uri=OJ:C:2012:085:0001:0036:EN:PDF>>

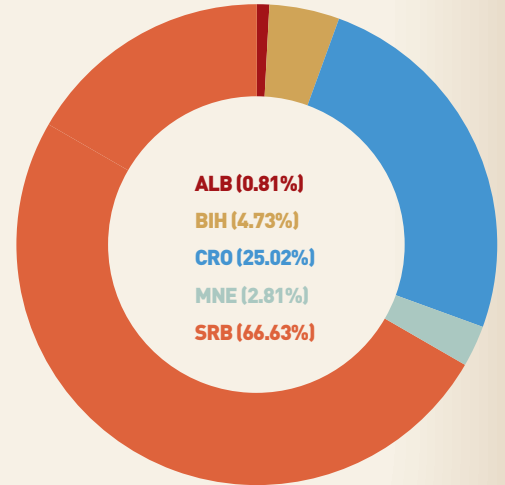
IV. TABLES SETTING OUT EXPORTS PER DESTINATION, PER REGION AND WORLDWIDE

ARMS EXPORTS WORLD WIDE IN 2010

217.279.855
TOTAL ARMS EXPORT IN 2010




62%
EXPORTS GROWTH
COMPARED TO 2009



20.55%



VALUE OF ARMS EXPORTS



VALUE OF LICENSES ISSUED



Transfers of controlled goods may pass through two or more states covered by this report before being delivered to their final destination. For this reason, there is likely to be a considerable amount of 'double counting' in this report, with the same transfer being reported multiple times by different states. The report should not, therefore, be used to generate an estimate of the combined value of the region's arms exports.

ARMS EXPORTS PER DESTINATION IN 2010

AFGHANISTAN							
		ML 1	ML 2	ML 3	ML 13	ML 22	TOTAL per destination
Bosnia and Herzegovina	a		1				1
	b		587 765				587 765
	c		587 765				587 765
Serbia(*)	a	12		10	1		23
	b	4 873 250		17 889 017	95 438	453 911	23 311 617
	c	8 213 547		13 995 040		353 258	22 561 845
TOTAL PER ML category	a	12	1	10	1		24
	b	4 873 250	587 765	17 889 017	95 438	453 911	23 899 382
	c	8 213 547	587 765	13 995 040		353 258	23 149 610

(*) Cases where a number of different products - which may cover a range of different control categories - are attached to one license.

ALBANIA			
		ML 4	TOTAL per destination
Montenegro	a	1	1
	b	912 120	912 120
	c		
TOTAL PER ML category	a	1	1
	b	912 120	912 120
	c		

Key | a = number of licenses issued | b = value of licenses issued in Euros | c = value of arms exports in Euros

ALGERIA					
		ML 1	ML 2	ML 3	TOTAL per destination
Serbia(*)	a	2		4	6
	b	227 568	37 567	1 465 483	1 730 618
	c	227 568		1 465 483	1 693 051
TOTAL PER ML category	a	2		4	6
	b	227 568	37 567	1 465 483	1 730 618
	c	227 568		1 465 483	1 693 051

(*) Cases where a number of different products - which may cover a range of different control categories - are attached to one license.

ARGENTINA			
		ML 1	TOTAL per destination
Croatia	a	1	1
	b	195 250	195 250
	c	38 837	38 837
Serbia	a	2	2
	b	34 500	34 500
	c	34 500	34 500
TOTAL PER ML category	a	3	3
	b	229 750	229 750
	c	73 337	73 337

ARMENIA						
		ML 1	ML 2	ML 3	ML 4	TOTAL per destination
Bosnia and Herzegovina	a		2	1		3
	b		1 317 648	371 500		1 689 148
	c		543 400			543 400
Montenegro	a	2	1	1	1	5
	b	105 491	159 842	14 000	405 833	685 166
	c	19 250	160 958	8 400		188 608
TOTAL PER ML category	a	2	3	2	1	8
	b	105 491	1 477 490	385 500	405 833	2 374 314
	c	19 250	704 358	8 400		732 008

Key | a = number of licenses issued | b = value of licenses issued in Euros | c = value of arms exports in Euros

AUSTRALIA				
		ML 1	ML 3	TOTAL per destination
Serbia	a	5	2	7
	b	316 456	474 179	790 635
	c	82 924	404 695	487 619
TOTAL PER ML category	a	5	2	7
	b	316 456	474 179	790 635
	c	82 924	404 695	487 619

AUSTRIA							
		ML 1	ML 3	ML 4	ML 8	ML 22	TOTAL per destination
Bosnia and Herzegovina	a		1				1
	b		800				800
	c						
Serbia*	a	4	2	1	1		8
	b	611 021	122 250	176 100	16 482	51 900	977 753
	c	267 680	69 150	176 100	18 732	51 900	583 562
TOTAL PER ML category	a	4	3	1	1		9
	b	611 021	123 050	176 100	16 482	51 900	978 553
	c	267 680	69 150	176 100	18 732	51 900	583 562

[*] Cases where a number of different products - which may cover a range of different control categories - are attached to one license.

BAHRAIN			
		ML 13	TOTAL per destination
Serbia	a	1	1
	b	94 100	94 100
	c	94 100	94 100
TOTAL PER ML category	a	1	1
	b	94 100	94 100
	c	94 100	94 100

Key | a = number of licenses issued | b = value of licenses issued in Euros | c = value of arms exports in Euros

BANGLADESH							
		ML 1	ML 2	ML 3	ML 4	ML 13	TOTAL per destination
Croatia	a					1	1
	b					1 344 000	1 344 000
	c						
Serbia	a	1	1	2	1		5
	b	237	54 719	774 405	730 442		1 559 803
	c		54 719	486 633	3 267 978		3 809 330
TOTAL PER ML category	a	1	1	2	1	1	6
	b	237	54 719	774 405	730 442	1 344 000	2 903 803
	c		54 719	486 633	3 267 978		3 809 330

BELARUS				
		ML 10	ML 13	TOTAL per destination
Croatia	a		1	1
	b		53 460	53 460
	c			
Montenegro	a	1		1
	b	76 969		76 969
	c	45 323		45 323
TOTAL PER ML category	a	1	1	2
	b	76 969	53 460	130 429
	c	45 323		45 323

BELGIUM					
		ML 3	ML 8	ML 18	TOTAL per destination
Bosnia and Herzegovina	a	1		1	2
	b	3 130		3 300	6 430
	c	3 130		3 300	6 430
Serbia	a	7	6		13
	b	9 272 345	1 876 920		11 149 265
	c	7 561 489	1 463 590		9 025 079
TOTAL PER ML category	a	8	6	1	15
	b	9 275 475	1 876 920	3 300	11 155 695
	c	7 564 619	1 463 590	3 300	9 031 509

Key | a = number of licenses issued | b = value of licenses issued in Euros | c = value of arms exports in Euros

BOSNIA AND HERZEGOVINA							
		ML 1	ML 2	ML 3	ML 4	ML 8	TOTAL per destination
Croatia	a		2				2
	b		75 417				75 417
	c		75 417				75 417
Montenegro	a		1			1	2
	b		6 320			253 796	260 116
	c						
Serbia	a	5		2	2	1	10
	b	240 749		159 013	23 600	525 000	948 362
	c	232 430		159 013	23 600	178 500	593 543
TOTAL PER ML category	a	5	3	2	2	2	14
	b	240 749	81 737	159 013	23 600	778 796	1 283 895
	c	232 430	75 417	159 013	23 600	178 500	668 960

BULGARIA						
		ML 1	ML 3	ML 5	ML 6	ML 8
Bosnia and Herzegovina	a		1	1		
	b		177 664	16 200		
	c		167 504	16 200		
Serbia*	a	2	4		1	17
	b	27 631	2 882 345		789 471	15 311 384
	c	27 631	148 564			4 495 894
TOTAL PER ML category	a	2	5	1	1	17
	b	27 631	3 060 009	16 200	789 471	15 311 384
	c	27 631	316 068	16 200		4 495 894

(*) Cases where a number of different products - which may cover a range of different control categories - are attached to one license.

BULGARIA				
		ML 13	ML 16	TOTAL per destination
Bosnia and Herzegovina	a			2
	b			193 864
	c			183 704
Serbia*	a	1		25
	b	67 192	7 450	19 085 473
	c	67 192		4 739 281
TOTAL PER ML category	a	1		27
	b	67 192	7 450	19 279 337
	c	67 192		4 922 985

(*) Cases where a number of different products - which may cover a range of different control categories - are attached to one license.

Key | a = number of licenses issued | b = value of licenses issued in Euros | c = value of arms exports in Euros

CAMBODIA			
		ML 6	TOTAL per destination
Serbia	a	1	1
	b	619 974	619 974
	c	619 974	619 974
TOTAL PER ML category	a	1	1
	b	619 974	619 974
	c	619 974	619 974

CAMEROON				
		ML 1	ML 3	TOTAL per destination
Serbia	a		1	1
	b		760 000	760 000
	c	731 430	1 452 596	2 184 026
TOTAL PER ML category	a		1	1
	b		760 000	760 000
	c	731 430	1 452 596	2 184 026

CANADA				
		ML 1	ML 3	TOTAL per destination
Serbia	a	2	1	3
	b	71 934	247 064	318 998
	c	135 549	648 171	783 720
TOTAL PER ML category	a	2	1	3
	b	71 934	247 064	318 998
	c	135 549	648 171	783 720

CENTRAL AFRICAN REPUBLIC			
		ML 2	TOTAL per destination
Serbia	a	1	1
	b	82 663	82 663
	c	41 332	41 332
TOTAL PER ML category	a	1	1
	b	82 663	82 663
	c	41 332	41 332

Key | a = number of licenses issued | b = value of licenses issued in Euros | c = value of arms exports in Euros

CHILE			
		ML 3	TOTAL per destination
Serbia	a	3	3
	b	423 325	423 325
	c	423 325	423 325
TOTAL PER ML category	a	3	3
	b	423 325	423 325
	c	423 325	423 325

COLOMBIA				
		ML 8	ML 13	TOTAL per destination
Croatia	a		3	3
	b		284 395	284 395
	c		284 395	284 395
Serbia	a	1		1
	b	38 788		38 788
	c	38 788		38 788
TOTAL PER ML category	a	1	3	4
	b	38 788	284 395	323 183
	c	38 788	284 395	323 183

CROATIA							
		ML 1	ML 2	ML 3	ML 8	ML 10	TOTAL per destination
Bosnia and Herzegovina	a			1			1
	b			4 898			4 898
	c			1 184			1 184
Montenegro	a	1			1	3	5
	b	6 889	1 000		226 600	301 514	536 003
	c	6 889	1 000			301 514	309 403
Serbia	a			4			4
	b			207 535			207 535
	c			181 102			181 102
TOTAL PER ML category	a	1		5	1	3	10
	b	6 889	1 000	212 433	226 600	301 514	748 436
	c	6 889	1 000	182 286		301 514	491 689

Key | a = number of licenses issued | b = value of licenses issued in Euros | c = value of arms exports in Euros

CYPRUS		ML 2	ML 3	TOTAL per destination
Montenegro	a		1	1
	b		98 593	98 593
	c			
Serbia	a		3	3
	b		41 318	41 318
	c	9 129	738	9 867
TOTAL PER ML category	a		4	4
	b		139 911	139 911
	c	9 129	738	9 867

CZECH REPUBLIC		ML 1	ML 3	ML 6	ML 8	ML 13	TOTAL per destination
Albania	a		1		1		2
	b		3 375 000		20 000		3 395 000
	c		921 500		20 000		941 500
Bosnia and Herzegovina	a		2				2
	b		193 472				193 472
	c		29 010				29 010
Serbia	a	1	1			1	3
	b	6 350	410 245			9 996	426 591
	c	6 350	375 331	175 303		9 996	566 980
TOTAL PER ML category	a	1	4		1	1	7
	b	6 350	3 978 717		20 000	9 996	4 015 063
	c	6 350	1 325 841	175 303	20 000	9 996	1 537 490

DENMARK		ML 1	TOTAL per destination
Serbia	a	1	1
	b	28 843	28 843
	c		
TOTAL PER ML category	a	1	1
	b	28 843	28 843
	c		

Key | a = number of licenses issued | b = value of licenses issued in Euros | c = value of arms exports in Euros

DENMARK (GREENLAND)				
		ML 1	TOTAL per destination	
Serbia	a	1	1	
	b	47 006	47 006	
	c	47 006	47 006	
TOTAL PER ML category	a	1	1	
	b	47 006	47 006	
	c	47 006	47 006	

ECUADOR				
		ML 3	ML 8	TOTAL per destination
Bosnia and Herzegovina	a	1		1
	b	4 746		4 746
	c	4 746		4 746
Serbia	a	3	1	4
	b	1 362 593	99 759	1 462 352
	c	1 362 593	99 759	1 462 352
TOTAL PER ML category	a	4	1	5
	b	1 367 339	99 759	1 467 098
	c	1 367 339	99 759	1 467 098

Key | a = number of licenses issued | b = value of licenses issued in Euros | c = value of arms exports in Euros

EGYPT						
		ML 2	ML 3	ML 4	ML 6	ML 7
Bosnia and Herzegovina	a	1	3	1		
	b	59 963	1 360 190	348 294		
	c	59 963	415 580			
Serbia*	a	1	2	2	1	1
	b	118 294	285 215	2 032 238	473 435	777 786
	c	40 908	284 980	1 100 540		777 786
TOTAL PER ML category	a	2	5	3	1	1
	b	178 257	1 645 405	2 380 532	473 435	777 786
	c	100 871	700 560	1 100 540		777 786

(*) Cases where a number of different products - which may cover a range of different control categories - are attached to one license.

EGYPT						
		ML 8	ML 11	ML 17	ML 22	TOTAL per destination
Bosnia and Herzegovina	a					5
	b					1 768 447
	c					475 543
Serbia*	a	1	1	1	3	13
	b	1 762 252	105 103	512 550	2 849 660	8 916 532
	c	603 305			213 682	3 021 201
TOTAL PER ML category	a	1	1	1	3	18
	b	1 762 252	105 103	512 550	2 849 660	10 684 979
	c	603 305			213 682	3 496 744

(*) Cases where a number of different products - which may cover a range of different control categories - are attached to one license.

EQUATORIAL GUINEA						
		ML 1	ML 2	ML 3	ML 18	TOTAL per destination
Serbia*	a	2			1	3
	b	639 250	9 055		234 959	883 264
	c	639 250	9 055	507 899	95 227	1 251 431
TOTAL PER ML category	a	2			1	3
	b	639 250	9 055		234 959	883 264
	c	639 250	9 055	507 899	95 227	1 251 431

(*) Cases where a number of different products - which may cover a range of different control categories - are attached to one license.

Key | a = number of licenses issued | b = value of licenses issued in Euros | c = value of arms exports in Euros

THE FORMER YUGOSLAV REPUBLIC OF MACEDONIA					
		ML 1	ML 3	ML 4	ML 7
Bosnia and Herzegovina	a		2		
	b		167 829		
	c		167 829		
Croatia	a			4	
	b			326 625	
	c			326 625	
Serbia*	a	2	8		1
	b	25 507	485 436		31 050
	c	25 507	357 134		31 050
TOTAL PER ML category	a	2	10	4	1
	b	25 507	653 265	326 625	31 050
	c	25 507	524 963	326 625	31 050

[*] Cases where a number of different products - which may cover a range of different control categories - are attached to one license.

THE FORMER YUGOSLAV REPUBLIC OF MACEDONIA				
		ML 10	ML 22	TOTAL per destination
Bosnia and Herzegovina	a			2
	b			167 829
	c			167 829
Croatia	a			4
	b			326 625
	c			326 625
Serbia*	a		1	12
	b	6 550	194 895	743 437
	c	6 550	194 895	615 135
TOTAL PER ML category	a		1	18
	b	6 550	194 895	1 237 891
	c	6 550	194 895	1 109 589

[*] Cases where a number of different products - which may cover a range of different control categories - are attached to one license.

Key | a = number of licenses issued | b = value of licenses issued in Euros | c = value of arms exports in Euros

FINLAND				
		ML 1	ML 6	TOTAL per destination
Croatia	a	1	1	2
	b	566	107 314	107 880
	c		107 314	107 314
TOTAL PER ML category	a	1	1	2
	b	566	107 314	107 880
	c		107 314	107 314

FRANCE					
		ML 1	ML 3	ML 8	TOTAL per destination
Serbia	a	2	1	1	4
	b	68 475	418 605	9 500	496 580
	c	68 475		9 500	77 975
TOTAL PER ML category	a	2	1	1	4
	b	68 475	418 605	9 500	496 580
	c	68 475		9 500	77 975

GERMANY				
		ML 3	ML 13	TOTAL per destination
Croatia	a		2	2
	b		9 450	9 450
	c		9 450	9 450
Serbia	a	2		2
	b	3 817 229		3 817 229
	c	1 635 406		1 635 406
TOTAL PER ML category	a	2	2	4
	b	3 817 229	9 450	3 826 679
	c	1 635 406	9 450	1 644 856

Key | a = number of licenses issued | b = value of licenses issued in Euros | c = value of arms exports in Euros

GREECE			
		ML 3	TOTAL per destination
Bosnia and Herzegovina	a	2	2
	b	1 548	1 548
	c	1 548	1 548
TOTAL PER ML category	a	2	2
	b	1 548	1 548
	c	1 548	1 548

GUATEMALA				
		ML 1	ML 3	TOTAL per destination
Croatia	a	1		1
	b	26 575		26 575
	c			
Serbia	a	2	2	4
	b	60 478	314 149	374 627
	c		313 165	313 165
TOTAL PER ML category	a	3	2	5
	b	87 053	314 149	401 202
	c		313 165	313 165

HONDURAS			
		ML 1	TOTAL per destination
Croatia	a	1	1
	b	828 571	828 571
	c		
TOTAL PER ML category	a	1	1
	b	828 571	828 571
	c		

Key | a = number of licenses issued | b = value of licenses issued in Euros | c = value of arms exports in Euros

HUNGARY					
		ML 1	ML 3	ML 8	TOTAL per destination
Bosnia and Herzegovina	a		1		1
	b		431 920		431 920
	c		37 120		37 120
Croatia	a	2			2
	b	43 925			43 925
	c	5 660			5 660
Serbia	a				
	b				
	c			39 050	39 050
TOTAL PER ML category	a	2	1		3
	b	43 925	431 920		475 845
	c	5 660	37 120	39 050	81 830

INDIA				
		ML 3	ML 16	TOTAL per destination
Serbia	a	1	1	2
	b	18 411	323 138	341 549
	c	18 411	323 138	341 549
TOTAL PER ML category	a	1	1	2
	b	18 411	323 138	341 549
	c	18 411	323 138	341 549

INDONESIA				
		ML 1	ML 3	TOTAL per destination
Serbia	a	3	4	7
	b	98 664	647 861	746 525
	c	98 664	458 406	557 070
TOTAL PER ML category	a	3	4	7
	b	98 664	647 861	746 525
	c	98 664	458 406	557 070

Key | a = number of licenses issued | b = value of licenses issued in Euros | c = value of arms exports in Euros

IRAN			
		ML 13	TOTAL per destination
Croatia	a	1	1
	b	624 000	624 000
	c	208 000	208 000
TOTAL PER ML category	a	1	1
	b	624 000	624 000
	c	208 000	208 000

IRAQ							
		ML 1	ML 2	ML 3	ML 4	ML 5	ML 10
Croatia	a	6	4	2	1		
	b	11 053 214	53 857	56 738	61 080		
	c	1 859 285	22 214	23	61 080		
Serbia* ** ***	a	8	1	9	1		2
	b	4 486 949	2 750 431	37 150 760	12 297 283	1 647 253	19 331 923
	c	1 573 824	2 750 431	10 953 577	3 742 390		10 740 208
TOTAL PER ML category	a	14	5	11	2		2
	b	15 540 163	2 804 288	37 207 497	12 358 363	1 647 253	19 331 923
	c	3 433 109	2 772 645	10 953 601	3 803 470		10 740 208

* = Cases where a number of different products - which may cover a range of different control categories - are attached to one license.
 ** = Transfers in which the goods were delivered via another country in the region.
 *** = Transfers in which the exports were allowed in accordance with exceptions in relevant UN SC Resolutions.

IRAQ							
		ML 12	ML 13	ML 14	ML 15	ML 22	TOTAL per destination
Croatia	a						13
	b						11 224 889
	c						1 942 603
Serbia* ** ***	a		1		1	1	23
	b	90 178	281 806	112 723	3 843 840	8 642 065	90 635 210
	c						29 760 430
TOTAL PER ML category	a		1		1	1	36
	b	90 178	281 806	112 723	3 843 840	8 642 065	101 860 099
	c						31 703 033

* = Cases where a number of different products - which may cover a range of different control categories - are attached to one license.
 ** = Transfers in which the goods were delivered via another country in the region.
 *** = Transfers in which the exports were allowed in accordance with exceptions in relevant UN SC Resolutions.

Key | a = number of licenses issued | b = value of licenses issued in Euros | c = value of arms exports in Euros

ISRAEL		ML 1	ML 2	ML 3	ML 4	ML 8	TOTAL per destination
Bosnia and Herzegovina	a			4			4
	b			147 933			147 933
	c			147 933			147 933
Croatia	a		1				1
	b		20 480				20 480
	c		20 480				20 480
Montenegro	a	1					1
	b	4 370					4 370
	c						
Serbia**	a			8	1	2	11
	b			2 388 394	79 357	397 500	2 865 250
	c	4 147		967 690	35 112	340 068	1 347 018
TOTAL PER ML category	a	1	1	12	1	2	17
	b	4 370	20 480	2 536 327	79 357	397 500	3 038 033
	c	4 147	20 480	1 115 623	35 112	340 068	1 515 431

(*) Cases where a number of different products - which may cover a range of different control categories - are attached to one license.

ITALY		ML 1	ML 3	ML 4	ML 8	TOTAL per destination
Bosnia and Herzegovina	a		1			1
	b		4 200			4 200
	c					
Serbia*	a		3		1	4
	b		9 183 497		550 000	9 733 497
	c	273 846	11 953 982	292 502	132 000	12 652 331
TOTAL PER ML category	a		4		1	5
	b		9 187 697		550 000	9 737 697
	c	273 846	11 953 982	292 502	132 000	12 652 331

* = Cases where a number of different products - which may cover a range of different control categories - are attached to one license.

Key | a = number of licenses issued | b = value of licenses issued in Euros | c = value of arms exports in Euros

JORDAN				
		ML 1	ML 3	TOTAL per destination
Serbia	a	3	1	4
	b	68 224	7 515	75 739
	c	68 224	7 515	75 739
TOTAL PER ML category	a	3	1	4
	b	68 224	7 515	75 739
	c	68 224	7 515	75 739

KAZAKHSTAN			
		ML 13	TOTAL per destination
Croatia	a	1	1
	b	56 700	56 700
	c	56 700	56 700
TOTAL PER ML category	a	1	1
	b	56 700	56 700
	c	56 700	56 700

KENYA							
		ML 1	ML 2	ML 3	ML 5	ML 6	TOTAL per destination
Croatia	a	1					1
	b	6 469					6 469
	c						
Serbia*	a		1	1			2
	b		7 485 708	6 817 200	452 367	3 161 544	17 916 819
	c		7 485 708			3 161 544	10 647 252
TOTAL PER ML category	a	1	1	1			3
	b	6 469	7 485 708	6 817 200	452 367	3 161 544	17 923 288
	c		7 485 708			3 161 544	10 647 252

(*) Cases where a number of different products - which may cover a range of different control categories - are attached to one license.

Key | a = number of licenses issued | b = value of licenses issued in Euros | c = value of arms exports in Euros

KUWAIT			
		ML 1	TOTAL per destination
Serbia	a	1	1
	b	609	609
	c	609	609
TOTAL PER ML category	a	1	1
	b	609	609
	c	609	609

KYRGYZSTAN			
		ML 13	TOTAL per destination
Croatia	a	1	1
	b	2 700	2 700
	c	2 700	2 700
TOTAL PER ML category	a	1	1
	b	2 700	2 700
	c	2 700	2 700

LEBANON			
		ML 10	TOTAL per destination
Montenegro	a	1	1
	b	43 560	43 560
	c	43 560	43 560
TOTAL PER ML category	a	1	1
	b	43 560	43 560
	c	43 560	43 560

LIBERIA			
		ML 3	TOTAL per destination
Serbia	a		
	b		
	c	21 632	21 632
TOTAL PER ML category	a		
	b		
	c	21 632	21 632

Key | a = number of licenses issued | b = value of licenses issued in Euros | c = value of arms exports in Euros

LIBYA		ML 9	ML 10	ML 22	TOTAL per destination
Croatia	a	2			2
	b	19 163 607			19 163 607
	c	19 163 607			19 163 607
Serbia	a		2	1	3
	b		98 264	1 709 703	1 807 967
	c		51 672		51 672
TOTAL PER ML category	a	2	2	1	5
	b	19 163 607	98 264	1 709 703	20 971 575
	c	19 163 607	51 672		19 215 279

MALAYSIA		ML 1	ML 3	ML 5	TOTAL per destination
Bosnia and Herzegovina	a		1	1	2
	b		74 200	7 619	81 819
	c		74 200	7 619	81 819
Croatia	a	1			1
	b	4 708			4 708
	c				
TOTAL PER ML category	a	1	1	1	3
	b	4 708	74 200	7 619	86 527
	c		74 200	7 619	81 819

MALTA		ML 1	TOTAL per destination
Croatia	a	1	1
	b	41 050	41 050
	c		
TOTAL PER ML category	a	1	1
	b	41 050	41 050
	c		

Key | a = number of licenses issued | b = value of licenses issued in Euros | c = value of arms exports in Euros

MONTENEGRO					
		ML 1	ML 2	ML 3	ML 4
Albania	a	1	1	1	
	b	27 800	14 800	775 600	
	c	27 800	14 800	775 600	
Serbia	a	1		2	1
	b	18 425		306 122	4 395
	c	18 425		54 733	
TOTAL PER ML category	a	2	1	3	1
	b	46 225	14 800	1 081 722	4 395
	c	46 225	14 800	830 333	

MONTENEGRO				
		ML 8	ML 13	TOTAL per destination
Albania	a			3
	b			818 200
	c			818 200
Serbia	a	2		6
	b	99 421		428 362
	c	50 291	101 400	224 849
TOTAL PER ML category	a	2		9
	b	99 421		1 246 562
	c	50 291	101 400	1 043 049

MOZAMBIQUE			
		ML 1	TOTAL per destination
Serbia	a	1	1
	b	19 000	19 000
	c	12 920	12 920
TOTAL PER ML category	a	1	1
	b	19 000	19 000
	c	12 920	12 920

Key | a = number of licenses issued | b = value of licenses issued in Euros | c = value of arms exports in Euros

NAMIBIA				
		ML 1	ML 3	TOTAL per destination
Croatia	a	1		1
	b	28 571		28 571
	c	28 571		28 571
Serbia	a	1	1	2
	b	8 450	173 578	182 028
	c	8 450	173 578	182 028
TOTAL PER ML category	a	2	1	3
	b	37 021	173 578	210 600
	c	37 021	173 578	210 599

NETHERLANDS				
		ML 3	ML 13	TOTAL per destination
Bosnia and Herzegovina	a	1		1
	b	79 400		79 400
	c	79 400		79 400
Serbia	a	2	3	5
	b	423 050	775 000	1 198 050
	c	214 400	15 017	229 417
TOTAL PER ML category	a	3	3	6
	b	502 450	775 000	1 277 450
	c	293 800	15 017	308 817

NEW ZEALAND				
		ML 1	ML 3	TOTAL per destination
Serbia	a	2	1	3
	b	71 676	207 715	279 391
	c	28 565	167 600	196 165
TOTAL PER ML category	a	2	1	3
	b	71 676	207 715	279 391
	c	28 565	167 600	196 165

Key | a = number of licenses issued | b = value of licenses issued in Euros | c = value of arms exports in Euros

NIGER				
		ML 3	ML 10	TOTAL per destination
Bosnia and Herzegovina	a	1		1
	b	103 421		103 421
	c	103 421		103 421
Montenegro	a		1	1
	b		45 000	45 000
	c		45 000	45 000
Serbia	a			
	b			
	c	215 377		215 377
TOTAL PER ML category	a	1	1	2
	b	103 421	45 000	148 421
	c	318 798	45 000	363 798

NIGERIA				
		ML 3	ML 10	TOTAL per destination
Montenegro	a		1	1
	b		12 500	12 500
	c		12 500	12 500
Serbia	a	1		1
	b	99 900		99 900
	c	99 900		99 900
TOTAL PER ML category	a	1	1	2
	b	99 900	12 500	112 400
	c	99 900	12 500	112 400

NORWAY				
		ML 3	ML 11	TOTAL per destination
Croatia	a		7	7
	b		542 002	542 002
	c		201 429	201 429
Serbia	a	2		2
	b	248 020		248 020
	c	246 366		246 366
TOTAL PER ML category	a	2	7	9
	b	248 020	542 002	790 022
	c	246 366	201 429	447 795

Key | a = number of licenses issued | b = value of licenses issued in Euros | c = value of arms exports in Euros

OMAN			
		ML 13	TOTAL per destination
Croatia	a	1	1
	b	540 000	540 000
	c		
TOTAL PER ML category	a	1	1
	b	540 000	540 000
	c		

PAKISTAN					
		ML 1	ML 3	ML 4	TOTAL per destination
Bosnia and Herzegovina	a		2		2
	b		833		833
	c		830		830
Serbia	a	9	1	3	13
	b	249 124	31 444	8 500	289 068
	c	120 324	31 444	8 500	160 268
TOTAL PER ML category	a	9	3	3	15
	b	249 124	32 277	8 500	289 901
	c	120 324	32 274	8 500	161 098

PERU				
		ML 3	ML 13	TOTAL per destination
Croatia	a		5	5
	b		1 113 097	1 113 097
	c		1 023 061	1 023 061
Serbia	a	2		2
	b	2 035 037		2 035 037
	c	2 035 037		2 035 037
TOTAL PER ML category	a	2	5	7
	b	2 035 037	1 113 097	3 148 134
	c	2 035 037	1 023 061	3 058 099

Key | a = number of licenses issued | b = value of licenses issued in Euros | c = value of arms exports in Euros

PHILIPPINES					
		ML 1	ML 3	TOTAL per destination	
Croatia	a	5		5	
	b	449 981		449 981	
	c				
Montenegro	a		7	7	
	b		1 780 789	1 780 789	
	c		713 536	713 536	
Serbia**	a		8	8	
	b		1 880 643	1 880 643	
	c		1 293 899	1 293 899	
TOTAL PER ML category	a	5	15	20	
	b	449 981	3 661 432	4 111 413	
	c		2 007 435	2 007 435	

** = Transfers in which the goods were delivered via another country in the region.

POLAND						
		ML 1	ML 3	ML 10	ML 13	TOTAL per destination
Bosnia and Herzegovina	a	1	3			4
	b	318	381 368			381 686
	c	318	381 368			381 686
Croatia	a				1	1
	b				80 010	80 010
	c				80 010	80 010
Montenegro	a			1		1
	b			41 600		41 600
	c			14 350		14 350
TOTAL PER ML category	a	1	3	1	1	6
	b	318	381 368	41 600	80 010	503 296
	c	318	381 368	14 350	80 010	476 046

Key | a = number of licenses issued | b = value of licenses issued in Euros | c = value of arms exports in Euros

PORTUGAL			
		ML 1	TOTAL per destination
Serbia	a	1	1
	b	885	885
	c	885	885
TOTAL PER ML category	a	1	1
	b	885	885
	c	885	885

ROMANIA						
		ML 1	ML 3	ML 8	ML 10	TOTAL per destination
Bosnia and Herzegovina	a		8			8
	b		1 669 785			1 669 785
	c		1 669 785			1 669 785
Montenegro	a				1	1
	b				34 650	34 650
	c				34 650	34 650
Serbia	a	1	3	7		11
	b	19 875	236 368	2 764 709		3 020 952
	c	19 875	353 868	2 232 681		2 606 423
TOTAL PER ML category	a	1	11	7	1	20
	b	19 875	1 906 153	2 764 709	34 650	4 725 387
	c	19 875	2 023 653	2 232 681	34 650	4 310 858

RUSSIAN FEDERATION					
		ML 1	ML 3	ML 13	TOTAL per destination
Croatia	a			2	2
	b			105 000	105 000
	c			4 050	4 050
Montenegro	a	1			1
	b	1 420			1 420
	c	1 420			1 420
Serbia	a		2		2
	b		43 361		43 361
	c		43 361		43 361
TOTAL PER ML category	a	1	2	2	5
	b	1 420	43 361	105 000	149 781
	c	1 420	43 361	4 050	48 831

Key | a = number of licenses issued | b = value of licenses issued in Euros | c = value of arms exports in Euros

RWANDA				
		ML 1	ML 3	TOTAL per destination
Serbia* ***	a			
	b			
	c	15 390	105 514	120 904
TOTAL PER ML category	a			
	b			
	c	15 390	105 514	120 904

* = Cases where a number of different products - which may cover a range of different control categories - are attached to one license.
 *** = Transfers in which the exports were allowed in accordance with exceptions in relevant UN SC Resolutions.

SAUDI ARABIA				
		ML 3	ML 13	TOTAL per destination
Bosnia and Herzegovina	a	1		1
	b			
	c			
Croatia	a		2	2
	b		383 150	383 150
	c		383 150	383 150
TOTAL PER ML category	a	1	2	3
	b		383 150	383 150
	c		383 150	383 150

SENEGAL			
		ML 3	TOTAL per destination
Serbia	a	1	1
	b	265 913	265 913
	c	265 913	265 913
TOTAL PER ML category	a	1	1
	b	265 913	265 913
	c	265 913	265 913

Key | a = number of licenses issued | b = value of licenses issued in Euros | c = value of arms exports in Euros

SERBIA					
		ML 1	ML 2	ML 3	ML 4
Bosnia and Herzegovina	a	2	1	10	
	b	131 400	286 584	4 684 428	
	c	69 050	52 000	2 440 201	
Montenegro	a			1	1
	b			182 424	249 404
	c			182 424	328 120
TOTAL PER ML category	a	2	1	11	1
	b	131 400	286 584	4 866 852	249 404
	c	69 050	52 000	2 622 625	328 120

SERBIA					
		ML 8	ML 10	ML 15	TOTAL per destination
Bosnia and Herzegovina	a			1	14
	b			2 721	5 105 133
	c			2 721	2 563 972
Montenegro	a	2	2		6
	b	11 120	2 814 280		3 257 228
	c		2 814 280		3 324 824
TOTAL PER ML category	a	2	2	1	20
	b	11 120	2 814 280	2 721	8 362 361
	c		2 814 280	2 721	5 888 796

SLOVAKIA					
		ML 1	ML 3	ML 10	TOTAL per destination
Bosnia and Herzegovina	a		2		2
	b		56 050		56 050
	c		47 186		47 186
Croatia	a	3			3
	b	138 324			138 324
	c	13 135			13 135
Montenegro	a			1	1
	b			149 975	149 975
	c				
Serbia	a	2	1		3
	b	14 755	65 000		79 755
	c	775	91 235		92 010
TOTAL PER ML category	a	5	3	1	9
	b	153 079	121 050	149 975	424 104
	c	13 910	138 421		152 331

Key | a = number of licenses issued | b = value of licenses issued in Euros | c = value of arms exports in Euros

SLOVENIA							
		ML 1	ML 3	ML 4	ML 9	ML 13	TOTAL per destination
Bosnia and Herzegovina	a		2				2
	b		86 925				86 925
	c		1 462				1 462
Croatia	a	2				1	3
	b	113 555				4 200	117 755
	c	13 340				4 200	17 540
Montenegro	a				1		1
	b				10 261		10 261
	c				9 330		9 330
Serbia	a	3	3	1			7
	b	96 438	598 869	109 962			805 269
	c	19 466	526 502	109 962			655 930
TOTAL PER ML category	a	5	5	1	1	1	13
	b	209 993	685 794	109 962	10 261	4 200	1 020 210
	c	32 806	527 964	109 962	9 330	4 200	684 262

SPAIN				
		ML 1	ML 3	TOTAL per destination
Bosnia and Herzegovina	a		7	7
	b		647 569	647 569
	c		646 819	646 819
Croatia	a	1		1
	b	27 040		27 040
	c			
Serbia	a	1	1	2
	b	2 146	91 860	94 006
	c	2 146	141 246	143 392
TOTAL PER ML category	a	2	8	10
	b	29 186	739 429	768 615
	c	2 146	788 065	790 211

Key | a = number of licenses issued | b = value of licenses issued in Euros | c = value of arms exports in Euros

SWITZERLAND				
		ML 3	ML 8	TOTAL per destination
Bosnia and Herzegovina	a	8		8
	b	12 503 262		12 503 262
	c	2 049 900		2 049 900
Serbia	a	1	2	3
	b	221 267	22 350	243 617
	c	127 687	22 350	150 037
TOTAL PER ML category	a	9	2	11
	b	12 724 529	22 350	12 746 879
	c	2 177 587	22 350	2 199 937

TAJKISTAN				
		ML 1	ML 3	TOTAL per destination
Serbia	a	3	1	4
	b	486 338	116 624	602 962
	c	486 338	21 632	507 970
TOTAL PER ML category	a	3	1	4
	b	486 338	116 624	602 962
	c	486 338	21 632	507 970

TANZANIA				
		ML 3	TOTAL per destination	
Serbia	a	1	1	
	b	7 379	7 379	
	c	7 379	7 379	
TOTAL PER ML category	a	1	1	
	b	7 379	7 379	
	c	7 379	7 379	

THAILAND					
		ML 1	ML 2	ML 3	TOTAL per destination
Bosnia and Herzegovina	a			2	2
	b			12 690	12 690
	c			12 690	12 690
Croatia	a	1			1
	b	132 850			132 850
	c				
Serbia	a		1	9	10
	b		12 174	2 656 778	2 668 953
	c		12 174	2 029 249	2 041 423
TOTAL PER ML category	a	1	1	11	13
	b	132 850	12 174	2 669 468	2 814 493
	c		12 174	2 041 939	2 054 113

Key | a = number of licenses issued | b = value of licenses issued in Euros | c = value of arms exports in Euros

TURKEY						
		ML 3	ML 4	ML 22	TOTAL per destination	
Bosnia and Herzegovina	a	5			5	
	b	1 785 512			1 785 512	
	c	194 012			194 012	
Croatia	a		2		2	
	b		572 765		572 765	
	c		194 030		194 030	
Serbia*	a			1	1	
	b		97 693	132 573	230 266	
	c					
TOTAL PER ML category	a	5	2	1	8	
	b	1 785 512	670 457	132 573	2 588 542	
	c	194 012	194 030		388 042	

* = Cases where a number of different products - which may cover a range of different control categories - are attached to one license.

TURKMENISTAN			
		ML 3	TOTAL per destination
Serbia	a	1	1
	b	2 077 853	2 077 853
	c	2 077 853	2 077 853
TOTAL PER ML category	a	1	1
	b	2 077 853	2 077 853
	c	2 077 853	2 077 853

UKRAINE							
		ML 1	ML 2	ML 3	ML 4	ML 10	TOTAL per destination
Montenegro	a	1	1			3	5
	b	213 582	80 191		91 756	150 921	536 450
	c	63 936	80 191				144 127
Serbia**	a			2	1		3
	b			42 414	215 075		257 488
	c			15 306			15 306
TOTAL PER ML category	a	1	1	2	1	3	8
	b	213 582	80 191	42 414	306 831	150 921	793 938
	c	63 936	80 191	15 306			159 433

* = Cases where a number of different products - which may cover a range of different control categories - are attached to one license.

Key | a = number of licenses issued | b = value of licenses issued in Euros | c = value of arms exports in Euros

UNITED ARAB EMIRATES				
		ML 13	TOTAL per destination	
Croatia	a	2	2	
	b	3 538 610	3 538 610	
	c	3 538 610	3 538 610	
TOTAL PER ML category	a	2	2	
	b	3 538 610	3 538 610	
	c	3 538 610	3 538 610	

UNITED KINGDOM				
		ML 1	ML 3	TOTAL per destination
Bosnia and Herzegovina	a		10	10
	b		250 918	250 918
	c		250 918	250 918
Serbia	a	7	2	9
	b	50 723	412 991	463 714
	c	48 731	402 424	451 155
TOTAL PER ML category	a	7	12	19
	b	50 723	663 909	714 632
	c	48 731	653 342	702 073

UNITED STATES						
		ML 1	ML 2	ML 3	ML 10	TOTAL per destination
Bosnia and Herzegovina	a	1		2		3
	b	22 066		467 722		489 788
	c	22 066		7		22 073
Croatia	a	38		10		48
	b	397 071 373		5 786 440		402 857 813
	c	25 987 965		643 279		26 631 244
Montenegro	a	1			2	3
	b	58 616			2 960	61 576
	c				2 960	2 960
Serbia	a	17	2	6		25
	b	3 780 668	216 707	344 517 719		348 515 094
	c	3 075 164	104 657	13 091 699		16 271 520
TOTAL PER ML category	a	57	2	18	2	79
	b	400 932 723	216 707	350 771 881	2 960	751 924 271
	c	29 085 196	104 657	13 734 984	2 960	42 927 797

Key | a = number of licenses issued | b = value of licenses issued in Euros | c = value of arms exports in Euros

VIETNAM				
		ML 4	ML 10	TOTAL per destination
Montenegro	a		1	1
	b		989 256	989 256
	c		989 256	989 256
Serbia	a			
	b			
	c	2 031 680		2 031 680
TOTAL PER ML category	a		1	1
	b		989 256	989 256
	c	2 031 680	989 256	3 020 936

YEMEN					
		ML 2	ML 3	ML 4	TOTAL per destination
Montenegro	a	2	2	1	5
	b	25 229	164 772	325 209	515 210
	c	19 083	164 642	26 772	210 497
TOTAL PER ML category	a	2	2	1	5
	b	25 229	164 772	325 209	515 210
	c	19 083	164 642	26 772	210 497

Key | a = number of licenses issued | b = value of licenses issued in Euros | c = value of arms exports in Euros

ARMS EXPORTS PER REGION IN 2010

EXPORTS TO CENTRAL AMERICA AND THE CARIBBEAN

313.165
TOTAL ARMS EXPORT IN 2010


36.75%
EXPORTS GROWTH
COMPARED TO 2009



25.47%



VALUE OF ARMS EXPORTS



VALUE OF LICENSES ISSUED

6
LICENSES
ISSUED

1.229.774 VALUE OF LICENSES
ISSUED IN EUROS

CENTRAL AMERICA AND THE CARIBBEAN				
		ML 1	ML 3	TOTAL per destination
Croatia	a	2		2
	b	855 146		855 146
	c			
Serbia	a	2	2	4
	b	60 478	314 149	374 627
	c		313 165	313 165
TOTAL PER ML category	a	4	2	6
	b	915 624	314 149	1 229 774
	c		313 165	313 165

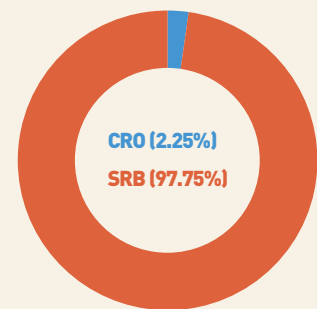
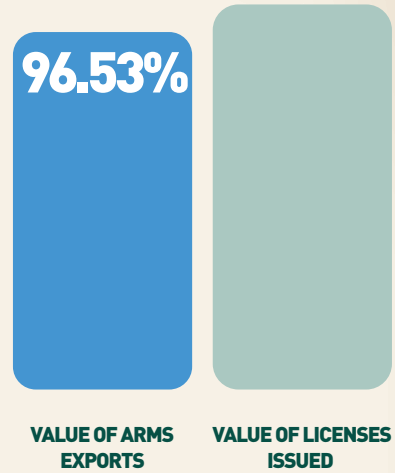
Key | a = number of licenses issued | b = value of licenses issued in Euros | c = value of arms exports in Euros

EXPORTS TO CENTRAL ASIA

2.645.223

TOTAL ARMS EXPORT IN 2010

600%
EXPORTS GROWTH
COMPARED TO 2009



CENTRAL ASIA		ML 1	ML 3	ML 13	TOTAL per destination
Croatia	a			2	2
	b			59 400	59 400
	c			59 400	59 400
Serbia	a	3	2		5
	b	486 338	2 194 477		2 680 815
	c	486 338	2 099 485		2 585 823
TOTAL PER ML category	a	3	2	2	7
	b	486 338	2 194 477	59 400	2 740 215
	c	486 338	2 099 485	59 400	2 645 223

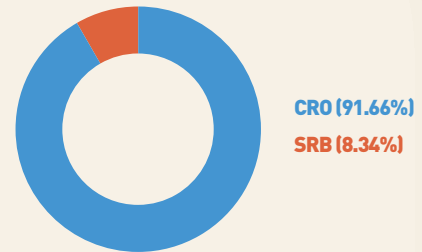
Key | a = number of licenses issued | b = value of licenses issued in Euros | c = value of arms exports in Euros

EXPORTS TO NORTH AFRICA

20.908.331
TOTAL ARMS EXPORT IN 2010



750%
EXPORTS GROWTH
COMPARED TO 2009



NORTH AFRICA		ML 1	ML 2	ML 3	ML 9
Croatia	a				2
	b				19 163 607
	c				19 163 607
Serbia	a	2		4	
	b	227 568	37 567	1 465 483	
	c	227 568		1 465 483	
TOTAL PER ML category	a	2		4	2
	b	227 568	37 567	1 465 483	19 163 607
	c	227 568		1 465 483	19 163 607

NORTH AFRICA		ML 10	ML 22	TOTAL per destination
Croatia	a			2
	b			19 163 607
	c			19 163 607
Serbia	a	2	1	9
	b	98 264	1 709 703	3 538 585
	c	51 672		1 744 723
TOTAL PER ML category	a	2	1	11
	b	98 264	1 709 703	22 702 192
	c	51 672		20 908 331

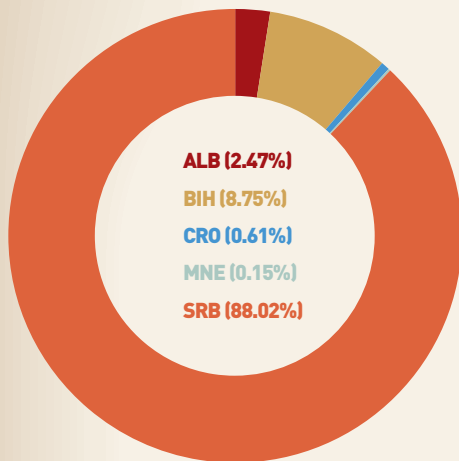
Key | a = number of licenses issued | b = value of licenses issued in Euros | c = value of arms exports in Euros

EXPORTS TO THE EUROPEAN UNION

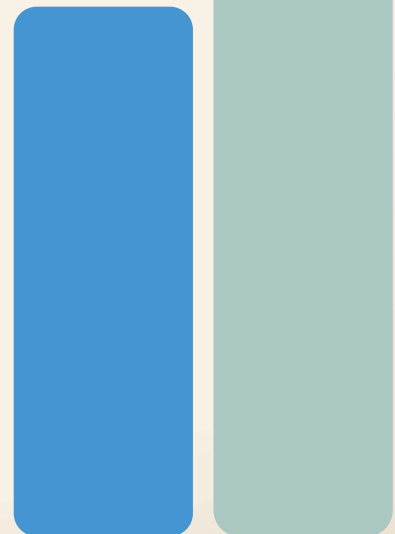
38.123.756

TOTAL ARMS EXPORT IN 2010

↑ 107.5%
EXPORTS GROWTH
 COMPARED TO 2009



63.79%



VALUE OF ARMS EXPORTS

VALUE OF LICENSES ISSUED

EUROPEAN UNION		ML 1	ML 2	ML 3	ML 4	ML 5
Albania	a			1		
	b			3 375 000		
	c			921 500		
Bosnia and Herzegovina	a	1		42		1
	b	318		3 984 749		16 200
	c	318		3 315 250		16 200
Croatia	a	10				
	b	364 460				
	c	32 135				
Montenegro	a			1		
	b			98 593		
	c					
Serbia	a	26		35	2	
	b	974 149		27 975 971	286 062	
	c	782 867	9 129	23 474 333	578 564	
TOTAL PER ML category	a	37		79	2	1
	b	1 338 927		35 434 313	286 062	16 200
	c	815 320	9 129	27 711 083	578 564	16 200

EUROPEAN UNION		ML 6	ML 8	ML 9	ML 10	ML 13
Albania	a		1			
	b		20 000			
	c		20 000			
Bosnia and Herzegovina	a					
	b					
	c					
Croatia	a	1				4
	b	107 314				93 660
	c	107 314				93 660
Montenegro	a			1	3	
	b			10 261	226 225	
	c			9 330	49 000	
Serbia	a	1	33			5
	b	789 471	20 528 995			852 188
	c	175 303	8 391 447			92 205
TOTAL PER ML category	a	2	34	1	3	9
	b	896 786	20 548 995	10 261	226 225	945 848
	c	282 617	8 411 447	9 330	49 000	185 865

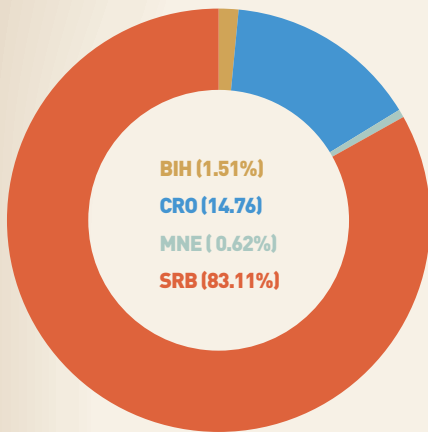
EUROPEAN UNION		ML 16	ML 18	ML 22	TOTAL per destination
Albania	a				2
	b				3 395 000
	c				941 500
Bosnia and Herzegovina	a		1		45
	b		3 300		4 004 567
	c		3 300		3 335 068
Croatia	a				15
	b				565 434
	c				233 109
Montenegro	a				5
	b				335 079
	c				58 330
Serbia	a				102
	b	7 450		51 900	51 466 187
	c			51 900	33 555 749
TOTAL PER ML category	a		1		169
	b	7 450	3 300	51 900	59 766 267
	c		3 300	51 900	38 123 756

Key | a = number of licenses issued | b = value of licenses issued in Euros | c = value of arms exports in Euros

EXPORTS TO THE MIDDLE EAST

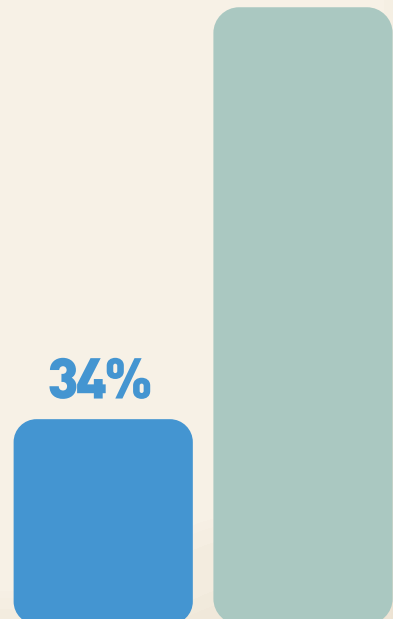
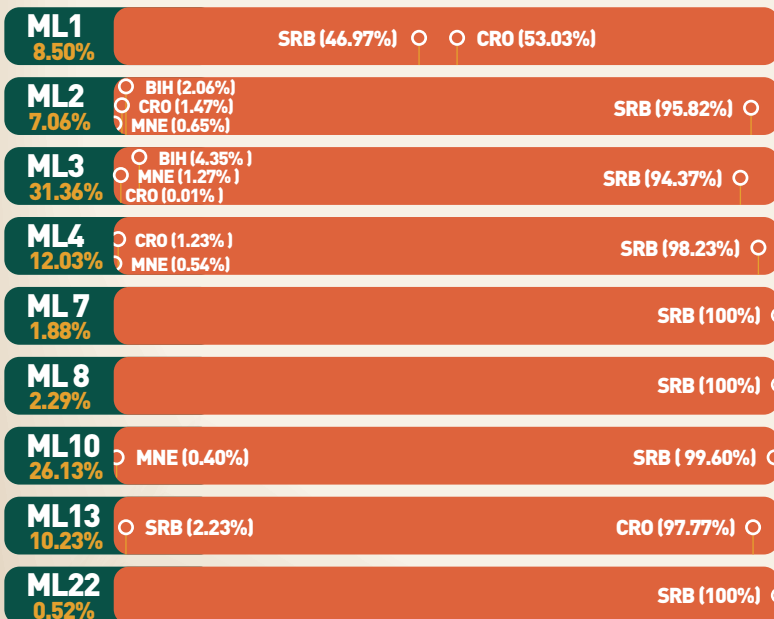
41.269.473
TOTAL ARMS EXPORT IN 2010

20.2%
EXPORTS GROWTH
COMPARED TO 2009



90
LICENSES
ISSUED

121.398.089 VALUE OF LICENSES
ISSUED IN EUROS



MIDDLE EAST		ML 1	ML 2	ML 3	ML 4	ML 5	ML 6
Bosnia and Herzegovina	a		1	8	1		
	b		59 963	1 508 123	348 294		
	c		59 963	563 513			
Croatia	a	6	5	2	1		
	b	11 053 214	74 337	56 738	61 080		
	c	1 859 285	42 694	23	61 080		
Montenegro	a	1	2	2	1		
	b	4 370	25 229	164 772	325 209		
	c		19 083	164 642	26 772		
Serbia	a	12	2	20	4		1
	b	4 555 782	2 868 725	39 831 883	14 408 877	1 647 253	473 435
	c	1 646 804	2 791 339	12 213 762	4 878 043		
TOTAL PER ML category	a	19	10	32	7		1
	b	15 613 366	3 028 255	41 561 516	15 143 460	1 647 253	473 435
	c	3 506 089	2 913 079	12 941 941	4 965 895		

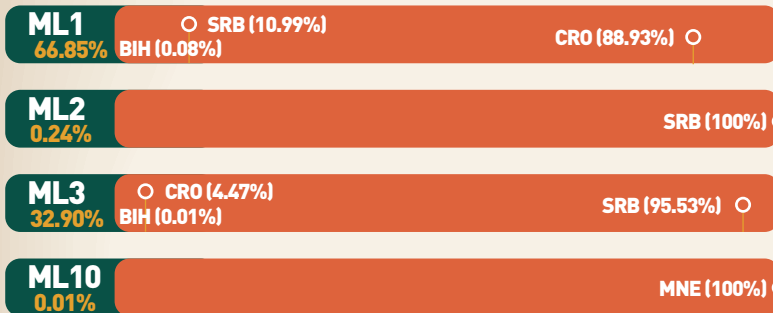
MIDDLE EAST		ML 7	ML 8	ML 10	ML 11	ML 12	ML 13
Bosnia and Herzegovina	a						
	b						
	c						
Croatia	a						6
	b						5 085 760
	c						4 129 760
Montenegro	a			1			
	b			43 560			
	c			43 560			
Serbia	a	1	3	2	1		2
	b	777 786	2 159 752	19 331 923	105 103	90 178	375 906
	c	777 786	943 373	10 740 208			94 100
TOTAL PER ML category	a	1	3	3	1		8
	b	777 786	2 159 752	19 375 483	105 103	90 178	5 461 666
	c	777 786	943 373	10 783 768			4 223 860

MIDDLE EAST		ML 14	ML 15	ML 17	ML 22	TOTAL per destination
Bosnia and Herzegovina	a					10
	b					1 916 380
	c					623 476
Croatia	a					20
	b					16 331 129
	c					6 092 843
Montenegro	a					7
	b					563 140
	c					254 057
Serbia	a		1	1	4	53
	b	112 723	3 843 840	512 550	11 491 725	102 587 440
	c				213 682	34 299 097
TOTAL PER ML category	a		1	1	4	90
	b	112 723	3 843 840	512 550	11 491 725	121 398 089
	c				213 682	41 269 473

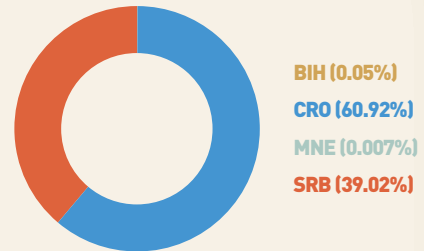
Key | a = number of licenses issued | b = value of licenses issued in Euros | c = value of arms exports in Euros

EXPORTS TO NORTH AMERICA

43.711.517
TOTAL ARMS EXPORT IN 2010



202%
EXPORTS GROWTH
COMPARED TO 2009



NORTH AMERICA

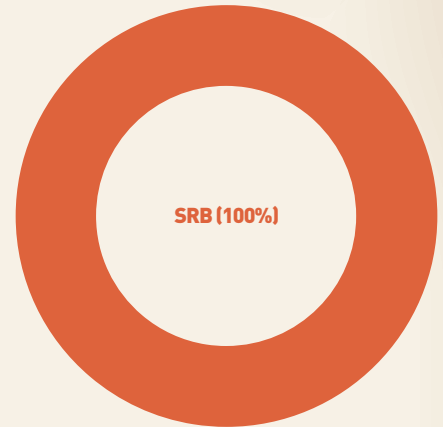
		ML 1	ML 2	ML 3	ML 10	TOTAL per destination
Bosnia and Herzegovina	a	1		2		3
	b	22 066		467 722		489 788
	c	22 066		7		22 073
Croatia	a	38		10		48
	b	397 071 373		5 786 440		402 857 813
	c	25 987 965		643 279		26 631 244
Montenegro	a	1			2	3
	b	58 616			2 960	61 576
	c				2 960	2 960
Serbia	a	19	2	7		28
	b	3 852 602	216 707	344 764 783		348 834 092
	c	3 210 713	104 657	13 739 869		17 055 240
TOTAL PER ML category	a	59	2	19	2	82
	b	401 004 657	216 707	351 018 945	2 960	752 243 269
	c	29 220 745	104 657	14 383 155	2 960	43 711 517

Key | a = number of licenses issued | b = value of licenses issued in Euros | c = value of arms exports in Euros

EXPORTS TO OCEANIA


683.785
TOTAL ARMS EXPORT IN 2010

↑ 188%
EXPORTS GROWTH
COMPARED TO 2009



1.070.026 VALUE OF LICENSES ISSUED IN EUROS

63.90%



VALUE OF ARMS EXPORTS

VALUE OF LICENSES ISSUED

OCEANIA				
		ML 1	ML 3	TOTAL per destination
Serbia	a	7	3	10
	b	388 132	681 894	1 070 026
	c	111 490	572 295	683 785
TOTAL PER ML category	a	7	3	10
	b	388 132	681 894	1 070 026
	c	111 490	572 295	683 785

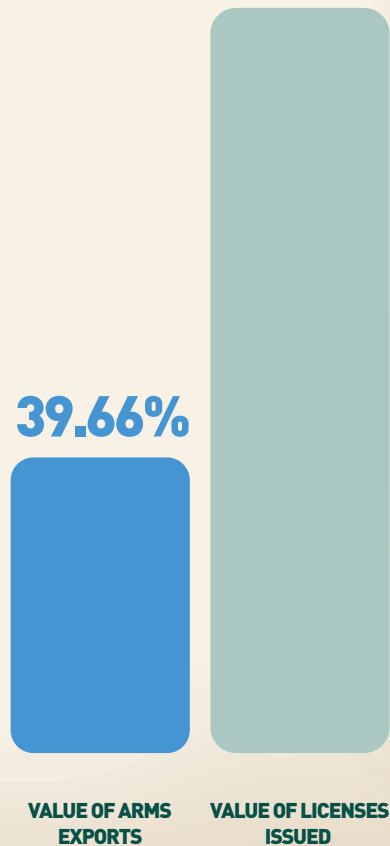
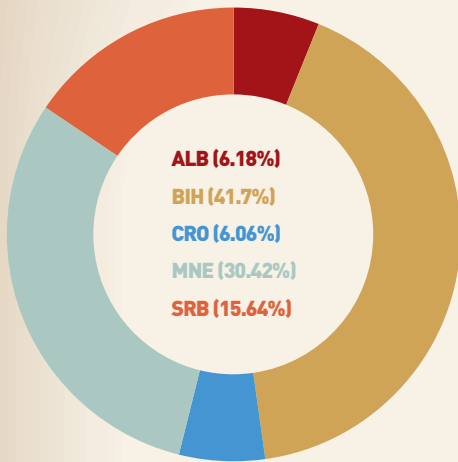
Key | a = number of licenses issued | b = value of licenses issued in Euros | c = value of arms exports in Euros

EXPORTS TO OTHER EUROPEAN COUNTRIES

13.237.042

TOTAL ARMS EXPORT IN 2010

↓ **26%**
EXPORTS GROWTH
COMPARED TO 2009



0 10 20 30 40 50 60 70 80 90 100 %

OTHER EUROPEAN COUNTRIES							
		ML 1	ML 2	ML 3	ML 4	ML 7	ML 8
Albania	a	1	1	1			
	b	27 800	14 800	775 600			
	c	27 800	14 800	775 600			
Bosnia and Herzegovina	a	2	3	27			
	b	131 400	1 604 232	19 517 429			
	c	69 050	595 400	4 853 126			
Croatia	a		2		6		
	b		75 417		899 390		
	c		75 417		520 655		
Montenegro	a	5	3	2	6		4
	b	327 382	247 353	196 424	1 672 704		491 516
	c	91 495	242 149	190 824	341 711		
Serbia	a	8		23	4	1	5
	b	284 680		1 713 168	340 763	31 050	646 771
	c	276 362		1 184 702	23 600	31 050	251 141
TOTAL PER ML category	a	16	9	53	16	1	9
	b	771 262	1 941 802	22 202 621	2 912 856	31 050	1 138 287
	c	464 707	927 766	7 004 252	885 966	31 050	251 141

OTHER EUROPEAN COUNTRIES							
		ML 10	ML 11	ML 13	ML 15	ML 22	TOTAL per destination
Albania	a						3
	b						818 200
	c						818 200
Bosnia and Herzegovina	a				1		33
	b				2 721		21 255 782
	c				2 721		5 520 297
Croatia	a		7	3			18
	b		542 002	158 460			1 675 268
	c		201 429	4 050			801 550
Montenegro	a	9					29
	b	3 343 684					6 279 063
	c	3 161 117					4 027 296
Serbia	a					2	43
	b	6 550				327 468	3 350 449
	c	6 550		101 400		194 895	2 069 699
TOTAL PER ML category	a	9	7	3	1	2	126
	b	3 350 234	542 002	158 460	2 721	327 468	33 378 762
	c	3 167 667	201 429	105 450	2 721	194 895	13 237 042

Key | a = number of licenses issued | b = value of licenses issued in Euros | c = value of arms exports in Euros

EXPORTS TO SOUTH ASIA

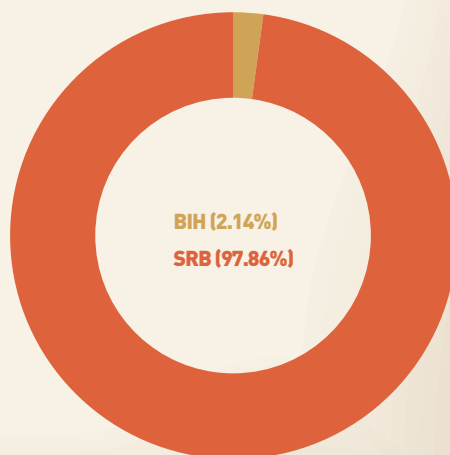
27.461.588
TOTAL ARMS EXPORT IN 2010

↑ 168%
EXPORTS GROWTH
COMPARED TO 2009



47
LICENSES
ISSUED

27.434.635 VALUE OF LICENSES
ISSUED IN EUROS



SOUTH ASIA					
		ML 1	ML 2	ML 3	ML 4
Bosnia and Herzegovina	a		1	2	
	b		587 765	833	
	c		587 765	830	
Croatia	a				
	b				
	c				
Serbia	a	22	1	14	4
	b	5 122 612	54 719	18 713 277	738 942
	c	8 333 872	54 719	14 531 529	3 276 478
TOTAL PER ML category	a	22	2	16	4
	b	5 122 612	642 484	18 714 110	738 942
	c	8 333 872	642 484	14 532 359	3 276 478

SOUTH ASIA					
		ML 13	ML 16	ML 22	TOTAL per destination
Bosnia and Herzegovina	a				3
	b				588 598
	c				588 595
Croatia	a	1			1
	b	1 344 000			1 344 000
	c				
Serbia	a	1	1		43
	b	95 438	323 138	453 911	25 502 037
	c		323 138	353 258	26 872 993
TOTAL PER ML category	a	2	1		47
	b	1 439 438	323 138	453 911	27 434 635
	c		323 138	353 258	27 461 588

Key

a = number of licenses issued

b = value of licenses issued in Euros

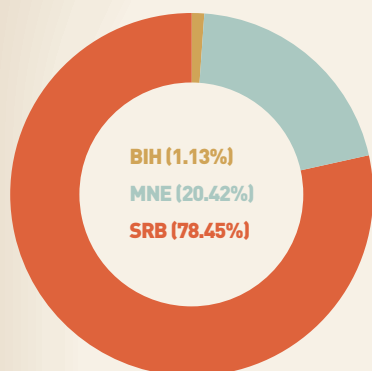
c = value of arms exports in Euros

EXPORTS TO SOUTH EAST ASIA

8.341.347

TOTAL ARMS EXPORT IN 2010

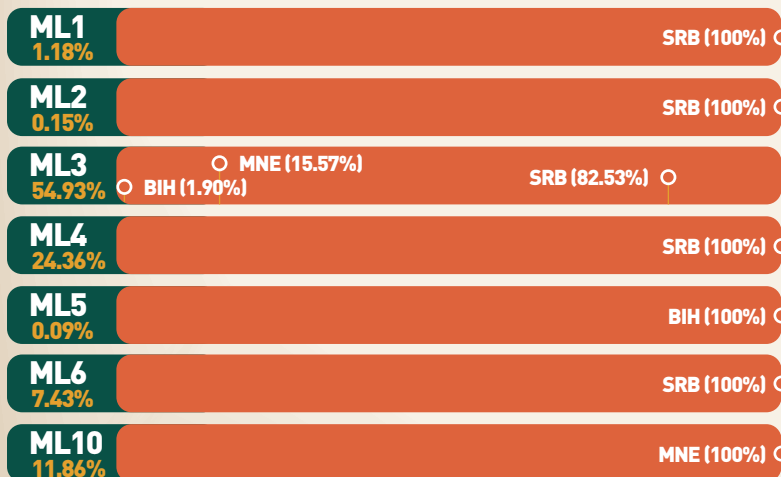
44%
EXPORTS GROWTH
COMPARED TO 2009




45
LICENSES
ISSUED

9.368.188

VALUE OF LICENSES ISSUED IN EUROS



89.04%



VALUE OF ARMS
EXPORTS

VALUE OF LICENSES
ISSUED

SOUTH EAST ASIA					
		ML 1	ML 2	ML 3	ML 4
Bosnia and Herzegovina	a			3	
	b			86 890	
	c			86 890	
Croatia	a	7			
	b	587 539			
	c				
Montenegro	a			7	
	b			1 780 789	
	c			713 536	
Serbia	a	3	1	21	
	b	98 664	12 174	5 185 283	
	c	98 664	12 174	3 781 554	2 031 680
TOTAL PER ML category	a	10	1	31	
	b	686 202	12 174	7 052 962	
	c	98 664	12 174	4 581 980	2 031 680

SOUTH EAST ASIA					
		ML 5	ML 6	ML 10	TOTAL per destination
Bosnia and Herzegovina	a	1			4
	b	7 619			94 509
	c	7 619			94 509
Croatia	a				7
	b				587 539
	c				
Montenegro	a			1	8
	b			989 256	2 770 045
	c			989 256	1 702 792
Serbia	a		1		26
	b		619 974		5 916 095
	c		619 974		6 544 046
TOTAL PER ML category	a	1	1	1	45
	b	7 619	619 974	989 256	9 368 188
	c	7 619	619 974	989 256	8 341 347

Key

a = number of licenses issued

b = value of licenses issued in Euros


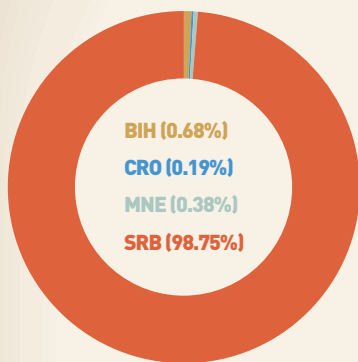
c = value of arms exports in Euros

EXPORTS TO SUB-SAHARAN AFRICA

15.239.587

TOTAL ARMS EXPORT IN 2010

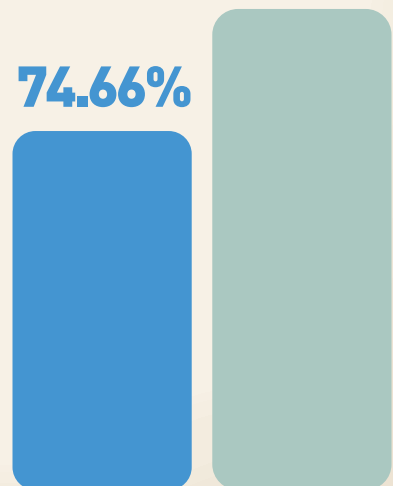

64%
EXPORTS GROWTH
COMPARED TO 2009



45
LICENSES
ISSUED

20.412.928

VALUE OF LICENSES ISSUED IN EUROS



VALUE OF ARMS
EXPORTS

VALUE OF LICENSES
ISSUED

SUB-SAHARAN AFRICA					
		ML 1	ML 2	ML 3	ML 5
Bosnia and Herzegovina	a			1	
	b			103 421	
	c			103 421	
Croatia	a	2			
	b	35 040			
	c	28 571			
Montenegro	a				
	b				
	c				
Serbia	a	4	2	6	
	b	666 700	7 577 427	8 123 970	452 367
	c	1 407 439	7 536 095	2 849 789	
TOTAL PER ML category	a	6	2	7	
	b	701 740	7 577 427	8 227 391	452 367
	c	1 436 010	7 536 095	2 953 210	

SUB-SAHARAN AFRICA					
		ML 6	ML 10	ML 18	TOTAL per destination
Bosnia and Herzegovina	a				1
	b				103 421
	c				103 421
Croatia	a				2
	b				35 040
	c				28 571
Montenegro	a		2		2
	b		57 500		57 500
	c		57 500		57 500
Serbia	a			1	13
	b	3 161 544		234 959	20 216 966
	c	3 161 544		95 227	15 050 095
TOTAL PER ML category	a		2	1	18
	b	3 161 544	57 500	234 959	20 412 928
	c	3 161 544	57 500	95 227	15 239 587

Key

a = number of licenses issued

b = value of licenses issued in Euros

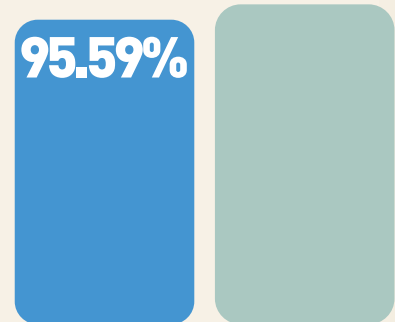
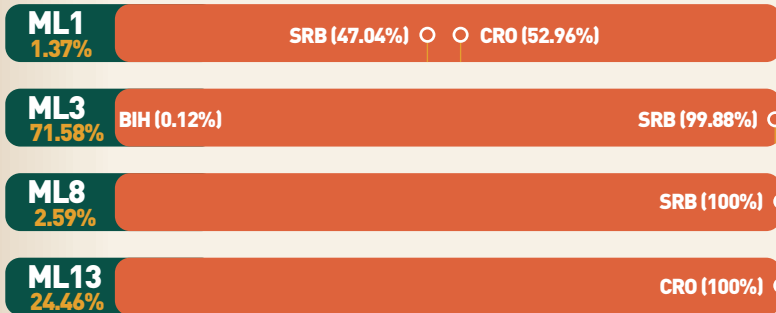
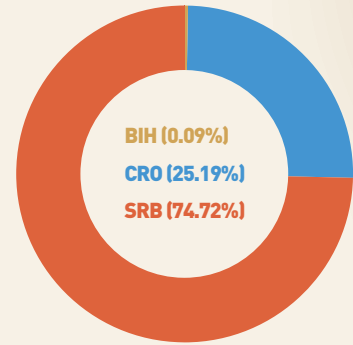
c = value of arms exports in Euros

EXPORTS TO SOUTH AMERICA

5.345.042

TOTAL ARMS EXPORT IN 2010

87%
EXPORTS GROWTH
COMPARED TO 2009



VALUE OF ARMS EXPORTS

VALUE OF LICENSES ISSUED

SOUTH AMERICA		ML 1	ML 3	ML 8	ML 13	TOTAL per destination
Bosnia and Herzegovina	a		1			1
	b		4 746			4 746
	c		4 746			4 746
Croatia	a	1			8	9
	b	195 250			1 397 492	1 592 742
	c	38 837			1 307 456	1 346 293
Serbia	a	2	8	2		12
	b	34 500	3 820 956	138 547		3 994 003
	c	34 500	3 820 956	138 547		3 994 003
TOTAL PER ML category	a	3	9	2	8	22
	b	229 750	3 825 702	138 547	1 397 492	5 591 491
	c	73 337	3 825 702	138 547	1 307 456	5 345 042

Key | a = number of licenses issued | b = value of licenses issued in Euros | c = value of arms exports in Euros

EXPORTS WORLD WIDE

WORLDWIDE		ML 1	ML 2	ML 3	ML 4	ML 5	ML 6	ML 7
Albania	a	1	1	2				
	b	27 800	14 800	4 150 600				
	c	27 800	14 800	1 697 100				
Bosnia and Herzegovina	a	4	5	86	1	2		
	b	153 784	2 251 960	25 673 913	348 294	23 819		
	c	91 434	1 243 128	8 927 783		23 819		
Croatia	a	66	7	12	7		1	
	b	410 162 022	149 754	5 843 178	960 470		107 314	
	c	27 946 793	118 111	643 302	581 735		107 314	
Montenegro	a	7	5	12	7			
	b	390 368	272 582	2 240 578	1 997 913			
	c	91 495	261 232	1 069 002	368 483			
Serbia	a	109	8	145	14		3	2
	b	16 752 206	10 767 319	454 785 294	15 774 644	2 099 620	5 044 424	808 836
	c	16 616 618	10 508 113	80 046 922	10 788 365		3 956 821	808 836
TOTAL PER ML category	a	187	26	257	29	2	4	2
	b	427 486 180	13 456 415	492 693 562	19 081 321	2 123 439	5 151 739	808 836
	c	44 774 140	12 145 384	92 384 109	11 738 583	23 819	4 064 135	808 836

WORLDWIDE		ML 8	ML 9	ML 10	ML 11	ML 12	ML 13	ML 14
Albania	a	1						
	b	20 000						
	c	20 000						
Bosnia and Herzegovina	a							
	b							
	c							
Croatia	a		2		7		24	
	b		19 163 607		542 002		8 138 772	
	c		19 163 607		201 429		5 594 326	
Montenegro	a	4	1	18				
	b	491 516	10 261	4 663 185				
	c		9 330	4 303 393				
Serbia	a	43		4	1		8	
	b	23 474 065		19 436 737	105 103	90 178	1 323 533	112 723
	c	9 724 508		10 798 430			287 705	
TOTAL PER ML category	a	48	3	22	8		32	
	b	23 985 581	19 173 868	24 099 922	647 104	90 178	9 462 305	112 723
	c	9 744 508	19 172 937	15 101 823	201 429		5 882 032	

WORLDWIDE		ML 15	ML 16	ML 17	ML 18	ML 22	TOTAL per destination
Albania	a						5
	b						4 213 200
	c						1 759 700
Bosnia and Herzegovina	a	1			1		100
	b	2 721			3 300		28 457 791
	c	2 721			3 300		10 292 185
Croatia	a						126
	b						445 067 118
	c						54 356 617
Montenegro	a						54
	b						10 066 403
	c						6 102 935
Serbia	a	1	1	1	1	7	348
	b	3 843 840	330 588	512 550	234 959	14 034 707	569 531 325
	c		323 138		95 227	813 734	144 768 418
TOTAL PER ML category	a	2	1	1	2	7	633
	b	3 846 561	330 588	512 550	238 259	14 034 707	1 057 335 837
	c	2 721	323 138		98 527	813 734	217 279 855

Key | a = number of licenses issued | b = value of licenses issued in Euros | c = value of arms exports in Euros

V. TABLES SHOWING EXPORTS TO UNITED NATIONS-MANDATED OR OTHER INTERNATIONAL MISSIONS IN 2010

Destination country:

Cyprus		
EXPORTING STATE	UNITED NATIONS-MANDATED OR OTHER INTERNATIONAL MISSIONS	DESCRIPTION OF GOODS
Serbia	UNITED NATIONS TO CYPRUS / UNFICYP (for the members of the Serbian Army Mission)	Ammunition, rifles, pistols, vests, helmets and masks

VI. INFORMATION ON NATIONAL LEGISLATION RELEVANT TO ARMS EXPORT CONTROL

Destination country:

STATE	NATIONAL LEGISLATION	EU Code of Conduct / EU Common Position	BROKERING PROVISIONS
Albania	<p>Law No. 9707, dated 5/4/.2007, "On the State Export Control of Arms Transfer, Dual-Use Goods and Related Technologies".</p> <p>The Council of Ministers' Decision No.43, dated 16/01/2008 "On the organization, function and status of State Export Control Authority".</p> <p>The Council of Ministers' Decision 106, dated 9/2/2011: "On the approval of the updated lists of military goods and related technologies with dual-use, which undergo the import-export state control".</p> <p>The Council of Ministers' Decision 305, dated 25/3/2009 "On establishing the procedure, of issuing assured legal documents in the field of state control activities of import-export, military goods, and related technologies of dual-use".</p> <p>The Council of Ministers' Decision 304, dated 25/3/2009 "On establishing the procedures regarding qualification requirements and the control by the State Control Authority of Exports".</p> <p>The Council of Ministers' Decision 604, dated 28/8/2003 "On the approval, in principle, of the EU Code of Conduct on Arms Exports".</p> <p>The Council of Ministers' Decision 341, dated 8/4/2009 "On establishing fees for issued legal documents".</p> <p>The Council of Ministers' Decision 76, on 30.12.2008 "On designated format, schedules and presentation time of reports".</p>	<p>The Council of Ministers' Decision 604, dated 28/8/2003 "On the approval, in principle, of the EU Code of Conduct on Arms Exports".</p> <p>Intention to be aligned with the Council's Common Position 2008/944/CFSP</p>	<p>Law No. 9707, dated 5/4/2007 "On the State Export Control of Arms Transfer, Dual-Use Goods and Related Technologies".</p>

STATE	NATIONAL LEGISLATION	EU Code of Conduct / EU Common Position	BROKERING PROVISIONS
Bosnia and Herzegovina	<p>The Law on Controls of International Transfers of Goods and Services of Strategic Importance for the Security of Bosnia and Herzegovina ("Official Gazette of BiH" No. 103/09).</p> <p>Guidelines to the procedure of registration of legal entities and individuals for international transfers of goods and services of strategic importance for the security of Bosnia and Herzegovina ("Official Gazette of BiH" No. 19/10).</p> <p>Guidelines on the requirements and procedure for licensing the international transfers of goods and services of strategic importance for the security of Bosnia and Herzegovina ("Official Gazette of BiH" No. 19/10).</p> <p>Guidelines on the manner and procedure of regulating temporary import, temporary export and transit of sports and hunting weapons and ammunition ("Official Gazette of BiH" No. 19/10).</p> <p>Guidelines on the performing oversight of legal entities and individuals that have been licensed or registered for the performance of international transfers of goods from the control lists ("Official Gazette of BiH" No. 28/10).</p> <p>EU Council Common Position 2008/944/CFSP of 8th December 2008 defining common rules governing the control of exports of military technology and equipment ("Official Gazette of BiH" No. 30/10).</p> <p>Common Military List ("Official Gazette of BiH" No. 40/10).</p> <p>List of Dual-Use Goods ("Official Gazette of BiH" No. 52/10).</p> <p>List of Special-Use Goods ("Official Gazette of BiH" No. 40/10).</p>	<p>The 2009 Law has been harmonized with the EU Council Common Position 2008/944/CFSP of 8th December 2008 defining common rules governing the control of exports of military technology and equipment.</p>	<p>The 2009 Law has been harmonized with the Common Position of the Council of Europe on the Controls of Arms Brokering.</p>

STATE	NATIONAL LEGISLATION	EU Code of Conduct / EU Common Position	BROKERING PROVISIONS
Croatia	Exports of weapons provided under the List of Weapons and Military Equipment (which is harmonized each year with the EU Military List) and weapons regulated under the National List of Non-military Weapons (hunting and sports weapons which are not included in the Military List) in the Republic of Croatia are regulated by the Law on Import and Export of Military and Non-Military Lethal Goods, published in the Official Gazette of RH (NN 86/2008).	The Law is harmonized with the EU Council Common Position defining common rules governing the control of exports of military technology and equipment.	The Law is harmonised with the Common Position of the Council of Europe on the Controls of Arms Brokering.

STATE	NATIONAL LEGISLATION	EU Code of Conduct / EU Common Position	BROKERING PROVISIONS
The former Yugoslav Republic of Macedonia	<p>The Law on Foreign Trade (Official Gazette of the RM No. 45, 28 June 2002).</p> <p>The Law on the Production of, and Trade In, the Arms and Military Equipment (Official Gazette of the RM No. 54, 15 July 2002).</p> <p>Law on weapons ("Official Gazette of the Republic of Macedonia, No.7/05,47/06,42/07,86/08, 72/10,158/2011) and Pursuant to Article 22 of the Law Amending the Law on Weapons (Official Gazette of the Republic of Macedonia No. 142/2010), the Legislative Commission, adopted the official consolidated text of the Law on Weapons.</p>	<p>Unilaterally aligned with the EU Code of Conduct in November 2004.</p> <p>Unilaterally aligned with the EU Common Position in July 2010.</p>	<p>The Law on Foreign Trade (Official Gazette of the RM No. 45, 28 June 2002).</p> <p>The Law on the Production of, and Trade In, the Arms and Military Equipment (Official Gazette of the RM No. 54, 15 July 2002).</p> <p>Specific legislation is being developed.</p> <p>Unilaterally aligned with the EU Common Position 2003/468/ CFSP on the Control of Arms Brokering in June 2005.</p>

STATE	NATIONAL LEGISLATION	EU Code of Conduct / EU Common Position	BROKERING PROVISIONS
Montenegro	Law on Foreign Trade in Weapons, Military Equipment and Dual-Use Goods ("Official Journal of Montenegro", No. 80/08).	<p>In May 2008 the Montenegrin Ministry of Interior officially informed the European Commission of its intention to observe all the criteria of the EU Code of Conduct in its procedures of control of exports of weapons, military equipment and dual-use goods.</p> <p>In February 2009 the Ministry of Economic Development officially informed the European Commission that the Republic of Montenegro will observe the Council's Common Position 2008/944/CFSP.</p> <p>In addition, the criteria of the EU Code of Conduct have been incorporated in the Law on Foreign Trade in Weapons, Military Equipment and Dual-Use Goods (Articles 18,19 and 20.).</p>	<p>Provisions of Art. 9 items 11 and 12 and Art. 8 of the Law define the term and regulate the control of brokering activities.</p> <p>By expanding controls so as to include brokering and brokering activities, the area of arms brokering control has been brought into conformity with the European Union Council's Common Position (2003/468/CFSP), which prescribes that a brokering license shall be required from the authorities of the country where brokering takes place, or the country where the broker is seated or resides.</p>

STATE	NATIONAL LEGISLATION	EU Code of Conduct / EU Common Position	BROKERING PROVISIONS
Republic of Serbia	Law on Foreign Trade in Weapons, Military Equipment and Dual-Use Goods ("Official Journal of Serbia and Montenegro", nr. 7/05).	<p>EU Code of Conduct on Arms Exports has been incorporated in the bylaw – Decree on the Licensing Criteria for Exports of Arms, Military Equipment and Dual-Use Goods ("Official Journal of SCG", no.11/05).</p> <p>On 20th November 2008 the Government of the Republic of Serbia adopted a Decision on accepting the criteria from the EU Code of Conduct on Arms Export and officially informed the EU Council's General Secretariat thereof on 25th November 2008.</p>	Provisions of Art. 6. item 4) of the Law define the scope of foreign trade, including '...mediation (brokering) re-export ... and other services ...'. Art. 9 of the Law sets down that foreign trade is subject to a license from the competent ministry. Art. 12, par. 1. prescribes a Register of persons that may perform foreign trade in controlled goods. Art. 28, par. 1. prescribes maintaining a database. Art. 34 prescribes keeping foreign transfers documentation for 10 years - which is in accordance with Art. 3. and Art. 4. of the EU Council's Common Position (2003/468/CFSP) and the recommendation to perform export controls in the area of arms brokering according to the national legislation. These controls are carried out in the territory of the Republic of Serbia.

VII. TABLE OF REGIONAL ACTIVITIES IN WHICH STATES PARTICIPATED DURING 2010¹

HOST COUNTRY & DATE	PARTICIPANTS	STATE OR ORGANIZATION SUPPORTING THE ACTIVITY	DESCRIPTION OF THE ACTIVITY
Skopje, the former Yugoslav Republic of Macedonia 23 March 2010	Albania, Bosnia and Herzegovina (BiH), Croatia, the former Yugoslav Republic of Macedonia, Montenegro and Serbia.	SEESAC	2nd Regional Arms Exports Information Exchange Meeting
Skopje, the former Yugoslav Republic of Macedonia 24-25 March 2010	Croatia, the former Yugoslav Republic of Macedonia.	SEESAC	Presentation of Croatian arms export control legislation to the representatives of Macedonian ministries involved in the export control process
Vienna, Austria 24 April 2010	Bosnia and Herzegovina (BiH), Montenegro, the former Yugoslav Republic of Macedonia, Serbia	Wassenaar Arrangement Secretariat	Meeting regarding the amendments made to the Wassenaar Arrangement control lists
Skopje, the former Yugoslav Republic of Macedonia 12 May 2010	Albania, Bosnia and Herzegovina (BiH), Croatia, the former Yugoslav Republic of Macedonia, Montenegro and Serbia.	SEESAC	Western Balkans Parliamentary Forum Meeting
Kiev, Ukraine 8-10 June 2010	Albania, Bosnia and Herzegovina, Croatia, the former Yugoslav Republic of Macedonia, Montenegro and Serbia	US Department of State, Ukraine and EU	11th International Export Control Conference
Sarajevo, Bosnia and Herzegovina 15-16 June 2010	Albania, Bosnia and Herzegovina, Croatia, the former Yugoslav Republic of Macedonia, Montenegro and Serbia	EU and BAFA	Regional seminar on arms export controls
Jahorina, Bosnia and Herzegovina 21-22 June 2010	Albania, Bosnia and Herzegovina, Croatia, the former Yugoslav Republic of Macedonia, Montenegro and Serbia	SEESAC	Second Regional Arms Exports Report Conference
Belgrade, Serbia 14-15 September 2010	Albania, Bosnia and Herzegovina, Croatia, the former Yugoslav Republic of Macedonia, Montenegro and Serbia	SEESAC	Regional Seminar on Marking and Tracing of Firearms
Budapest, Hungary 2-5 November 2010	Bosnia and Herzegovina (BiH), Montenegro, the former Yugoslav Republic of Macedonia, Serbia	EXBS	Seminar on the issuing of licences for arms, military equipment and dual-use goods
Belgrade, Serbia 23-24 November 2010	Albania, Bosnia and Herzegovina, Croatia, the former Yugoslav Republic of Macedonia, Montenegro and Serbia	SEESAC	3rd Regional Arms Exports Information Exchange Meeting

¹ The table only includes activities related to export controls in the field of conventional arms in which at least two states from the region participated.

VIII. CONTACT INFORMATION FOR NATIONAL INSTITUTIONS RESPONSIBLE FOR ARMS EXPORT CONTROL

STATE	INSTITUTION	CONTACT DETAILS	WEBSITE
Albania	State Export Control Authority	ADDRESS: Rr. "Skënderbej", Pall, 4 Kati V, Tiranë, Albania. Tel/Fax: +355 42 416 096 Email: info_akshe@mod.gov.al	www.akshe.gov.al
Bosnia and Herzegovina	Ministry of Foreign Trade and Economic Relations	Address: Sarajevo, Musala 9 Tel: +387 33 220 546	www.mvteo.gov.ba
	Ministry of Defence	Address: Sarajevo, Hamdije Kreševljakovića 98 Tel: +387 33 286 545	www.mod.gov.ba
	Ministry of Foreign Affairs	Address: Sarajevo, Musala 2 Tel: +387 33 281 100	www.mfa.gov.ba
	Ministry of Security	Address: Sarajevo, Trg BiH 2 Tel: +387 33 213 623	www.msb.gov.ba
Croatia	Ministry of Economy ²	Address: Ulica grada Vukovara 78, 10 000 Zagreb, Tel: +385 1 610 61 11	www.mingo.hr
The former Yugoslav Republic of Macedonia	Ministry of Foreign Affairs	E-mail: geleva@mfa.gov.mk Tel: +389 23 124 077 Fax: +389 23 115 790	www.mfa.gov.mk
	Ministry of Interior	E-mail: dusko_ivanov@moi.gov.mk Tel. + 389 2 3238595 ; +389 2 3226012 Fax. +389 2 3142788	www.moi.gov.mk
	Ministry of Defence	E-mail: tomlslav.rizevski@morm.gov.mk Tel: +389 328 22 55	www.morm.gov.mk
Montenegro	Ministry of Economy	Address: Rimski trg 45, Podgorica Tel. + 382 (0) 20 482 294 Fax. +382 (0) 20 234 576	www.mek.gov.me
	Ministry of Defence	Address: Jovana Tomasevica br. 29, Podgorica Tel. + 382 (0) 20 483 297 Fax. +382 (0) 20 483 261	www.gov.me/odbrana/
	Ministry of Interior Affairs	Address: Bulevar Svetog Petra Cetinjskog br. 22, Podgorica Tel. + 382 (0) 20 481 801 Fax. +382 (0) 20 227 325	www.mup.gov.me
	Ministry of Foreign Affairs and European Integration	Address: Stanka Dragojevića 2, Podgorica Tel. + 382 (0) 20 244 413 Fax. +382 (0) 20 225 702	www.mip.gov.me

² The Ministry of Economy issues arms export licences on the basis of a consensus of the members of the Commission, which is composed of the representatives of ministries for foreign affairs, interior, defense and economy.

STATE	INSTITUTION	CONTACT DETAILS	WEBSITE
Republic of Serbia	Ministry of Foreign and Internal Trade and Telecommunications	Address: Bulevar kralja Aleksandra 15, Belgrade Tel: +381 (11) 285 52 03 Fax: +381 (11) 285 51 48 Mail: jasmina.roskic@mtt.gov.rs	www.mtt.gov.rs
	Ministry of Foreign Affairs	Address: Security Policy Sector, Arms Control and Defence Cooperation Section Kneza Miloša 24 Belgrade Tel: +381 (11) 30 68 936 Fax: +381 (11) 30 68 927 Mail: okn@mfa.rs	www.mfa.gov.rs
	Ministry of Defence	Address: Material Resources Sector Nemanjina 15, Belgrade Tel: +381 (11) 2059 029 Fax: +381 (11) 3006 221	www.mod.gov.rs
	Ministry of Internal Affairs	Address: Emergency Management Sector, Department for Prevention Ul. Kneza Miloša br. 101 Belgrade Tel: +381 (11) 3612 913 mob: +381 64 892 4239	www.mup.gov.rs

CIP - Каталогизација у публикацији
Народна библиотека Србије, Београд

339.564:623.44(497)"2010"(083.41)

REGIONAL Report on Arms Exports in 2010.
- Beograd : SEESAC, 2011 (Beograd : Grafik
centar). - 73 str. : tabele ; 30 cm

Tiraž 200.

ISBN 978-86-7728-182-3

а) Оружје - Извоз - Балканске државе - 2010
- Статистика
COBISS.SR-ID 195162636

