



*This project is funded by
the European Union*



*Empowered lives.
Resilient nations.*



REGIONAL REPORT

ON ARMS EXPORTS IN 2016



REGIONAL REPORT
ON ARMS EXPORTS IN 2016

The South Eastern and Eastern Europe Clearinghouse for the Control of Small Arms and Light Weapons (SEESAC) has a mandate from the United Nations Development Programme (UNDP) and the Regional Cooperation Council (RCC) to support all national and international stakeholders by strengthening national and regional capacity to control and reduce the proliferation and misuse of small arms and light weapons, and thus contribute to enhanced stability, security and development in South Eastern and Eastern Europe.

For further information contact:

SEESAC Coordinator
Bulevar Zorana Đinđića 64
11000 Belgrade
Serbia
Tel: (+381) (11) 415 5300
Fax: (+381) (11) 415 5499
www.seesac.org

Regional Report on Arms Exports in 2016

Acknowledgements

We would like to express our gratitude to the national authorities responsible for arms exports control in Albania, Bosnia and Herzegovina, Montenegro, Serbia, and the former Yugoslav Republic of Macedonia, who have made this report possible. The publication of the Regional Report on Arms Exports in 2016 was facilitated by the contribution of the European Union, through the EU Council Decision (CFSP) 2016/2356 *in Support of SEESAC Disarmament and Arms Control Activities in South-East Europe* adopted within the framework of the EU Strategy to Combat Illicit Accumulation and Trafficking of SALW and their Ammunition.

© SEESAC 2018 - All rights reserved

ISBN: 978-86-7728-249-3

Printed by:

Cicero d.o.o.
Jovana Žujovića 8
11000 Beograd, Serbia

Circulation: 100 copies

Editor: Nenad Bošković, SEESAC Programme Assistant

This publication has been produced with the financial assistance of the European Union. The views expressed herein can in no way be taken to reflect the official opinion of the European Union, the United Nations Development Programme, or the Regional Cooperation Council. The designations employed and the presentation of material in this publication do not imply the expression of any opinion whatsoever on the part of the European Union, the United Nations Development Programme, or the Regional Cooperation Council, concerning the legal status of any country, territory or area or of its authorities or armed groups, or concerning the delimitation of its frontiers or boundaries.

INTRODUCTION



The decision to produce the regional annual report on arms exports for South East Europe was made in July 2009 in Montenegro, at the “Conference on a Regional Report on Arms Exports” facilitated by SEESAC. On this occasion, representatives of Albania, Bosnia and Herzegovina, Montenegro, Serbia and the former Yugoslav Republic of Macedonia agreed on a methodology and committed to publish their arms exports data in a joint publication. Consequently, the first report was published in December 2009. In 2012, Croatia began contributing its data as well, making the *Annual Report on Arms Exports in 2010* first six-state effort.

The participating states had, at that time, already been producing national reports that contained detailed information on their respective arms exports. Since 2007, with the support of SEESAC, thirty-nine (39) of these reports have been translated into English language and printed. The national reports should remain the primary source of information on each country’s arms exports.

The production of a regional annual report on arms exports is intended to support consolidate the gains in transparency that have already been made in the region, while also demonstrating an ability and willingness to uphold the commitments associated with the Council Common Position 2008/944/CFSP, defining common rules governing control of exports of military technology and equipment. By contributing to confidence building, through regional cooperation, the Report perfectly aligns with the core purpose of the Arms Trade Treaty (ATT), which all five states are a party to. The report is a practical example of successful co-operation within the framework of the Regional Co-operation Council (RCC).

The present report contains detailed information on conventional arms exports of Albania, Bosnia and Herzegovina, Montenegro, Serbia, and the former Yugoslav Republic of Macedonia during 2016. A single, unified method for data collection and reporting has been used by all five participating countries and it includes the number and value of all arms export licenses issued in 2016, as well as the value of all exports which were realized based on those licenses, regardless of whether the utilization took place in 2016 or 2017.

Furthermore, the report contains data on transfers to United Nations-mandated or other international missions, key national legislation governing arms transfers, details of regional activities in which at least two states in the region have participated, and contact information for different ministries tasked with controlling transfers of conventional weapons.

While Croatia partook in the compilation of four Regional Reports on Arms Exports covering years 2010 through 2013, following its accession to the European Union on 1 July 2013, Croatia began contributing its data to the EU’s Annual Report on Arms Exports instead. Furthermore, starting with the report covering year 2014, Croatia is listed under the European Union countries.

The publication of the Regional Report on Arms Exports in 2016 was made possible by the contribution of the European Union, through the EU Council Decision (CFSP) 2016/2356 *in Support of SEESAC Disarmament and Arms Control Activities in South-East Europe* adopted within the framework of the EU Strategy to Combat Illicit Accumulation and Trafficking of SALW and their Ammunition.

CONTENTS



ANNEXES	6
I. BRIEF DESCRIPTION OF EU COMMON MILITARY LIST CATEGORIES	7
II. TABLES SETTING OUT EXPORTS WORLDWIDE, PER DESTINATION AND PER REGION	8
Exports Worldwide	9
Exports Per Destination	10
Exports Per Region	40
Central America and the Caribbean	40
(Antigua and Barbuda, Bahamas, Barbados, Belize, Costa Rica, Cuba, Dominica, Dominican Republic, El Salvador, Grenada, Guatemala, Haiti, Honduras, Jamaica, Mexico, Nicaragua, Panama, Saint Kitts and Nevis, Saint Lucia, Saint Vincent and Grenadines, Trinidad and Tobago)	
Central Asia	41
(Kazakhstan, Kyrgyzstan, Tajikistan, Turkmenistan, Uzbekistan)	
European Union	42
(Austria, Belgium, Bulgaria, Croatia, Cyprus, Czech Republic, Denmark, Denmark (Greenland), Denmark (Faeroes), Estonia, Finland, France, France (French Polynesia), France (Mayotte), France (New Caledonia), Germany, Greece, Hungary, Ireland, Italy, Latvia, Lithuania, Luxembourg, Malta, Netherlands, Netherlands (Aruba), Netherlands (Netherlands Antilles), Poland, Portugal, Romania, Slovakia, Slovenia, Spain, Sweden, United Kingdom, United Kingdom (Bermuda), United Kingdom (Cayman Islands), United Kingdom (Channel Islands), United Kingdom (Gibraltar), United Kingdom (St Helena), United Kingdom (Turcs and Caicos Islands))	
Middle East	44
(Bahrain, Egypt, Iran, Iraq, Israel, Jordan, Kuwait, Lebanon, Occupied Palestinian Territory, Oman, Qatar, Saudi Arabia, Syria, United Arab Emirates, Yemen)	
North Africa	46
(Algeria, Libya, Morocco, Tunisia)	
North America	48
(Canada, United States)	

North East Asia (China (Mainland), China (Hong Kong), China (Macao), Korea (Democratic People's Republic of), Korea (Republic of), Japan, Mongolia, Taiwan)	50
Oceania (Australia, Fiji, Kiribati, Marshall Islands, Micronesia (Fed. States of), Nauru, New Zealand, Palau, Papua New Guinea, Samoa, Solomon Islands, Tonga, Tuvalu, Vanuatu)	51
Other European Countries and Territories (Albania, Andorra, Armenia, Azerbaijan, Belarus, Bosnia and Herzegovina, Georgia, Holy See, Iceland, Kosovo*, Liechtenstein, Republic of Moldova, Monaco, Montenegro, Norway, Russian Federation, Serbia, San Marino, Switzerland, The former Yugoslav Republic of Macedonia, Turkey, Ukraine)	52
South Asia (Afghanistan, Bangladesh, Bhutan, India, Maldives, Nepal, Pakistan, Sri Lanka)	54
South East Asia (Brunei, Cambodia, Indonesia, Laos, Malaysia, Myanmar, Philippines, Singapore, Thailand, Timor Leste, Vietnam)	56
Sub-Saharan Africa (Angola, Benin, Botswana, Burkina Faso, Burundi, Cameroon, Cape Verde, Central African Republic, Chad, Comoros, Congo (Republic of), Congo (Democratic Republic of), Djibouti, Equatorial Guinea, Eritrea, Ethiopia, Gabon, Gambia, Ghana, Guinea, Guinea-Bissau, Ivory Coast, Kenya, Lesotho, Liberia, Madagascar, Malawi, Mali, Mauritania, Mauritius, Mozambique, Namibia, Niger, Nigeria, Rwanda, Sao Tome and Principe, Senegal, Seychelles, Sierra Leone, Somalia, South Africa, Sudan, South Sudan, Swaziland, Tanzania, Togo, Uganda, Zambia, Zimbabwe)	58
South America (Argentina, Bolivia, Brazil, Chile, Colombia, Ecuador, Guyana, Paraguay, Peru, Suriname, Uruguay, Venezuela)	60
III. TABLES SHOWING EXPORTS TO UNITED NATIONS-MANDATED OR OTHER INTERNATIONAL MISSIONS IN 2016	62
IV. INFORMATION ON NATIONAL LEGISLATION RELEVANT TO ARMS EXPORT CONTROL	64
V. TABLE OF REGIONAL ACTIVITIES IN WHICH STATES PARTICIPATED DURING 2016	67
VI. TABLE SHOWING INTERNET ADDRESSES AND CONTACT DETAILS OF NATIONAL AUTHORITIES RESPONSIBLE FOR ARMS EXPORT CONTROL	68

* *"References to Kosovo shall be understood to be in the context of Security Council resolution 1244 (1999)."*

ANNEXES



The information on Conventional Arms Exports by Albania, Bosnia and Herzegovina, Montenegro, Serbia and the former Yugoslav Republic of Macedonia, based on the licenses issued in the period from 1 January to 31 December 2016. The attached tables contain the following information:

I. BRIEF DESCRIPTION OF EU COMMON MILITARY LIST CATEGORIES

II. TABLES SETTING OUT EXPORTS WORLDWIDE, PER DESTINATION AND REGION

Figures are broken down by state, and where possible by EU Common Military List category, where (a) = number of licenses issued, (b) = value of licenses issued in Euros and (c) = the value of arms exports in Euros ⁽¹⁾
(2) (3) (4) (5)

III. TABLE SHOWING EXPORTS TO UNITED NATIONS-MANDATED OR OTHER INTERNATIONAL MISSIONS IN 2016

IV. INFORMATION ON NATIONAL LEGISLATION RELEVANT TO ARMS EXPORT CONTROL

V. TABLE OF REGIONAL ACTIVITIES IN WHICH STATES PARTICIPATED DURING 2016

VI. TABLE SHOWING INTERNET ADDRESSES AND CONTACT DETAILS OF NATIONAL AUTHORITIES RESPONSIBLE FOR ARMS EXPORT CONTROL

¹ In many cases, transfers of controlled goods may pass through two or more states covered by this report before being delivered to their final destination. For this reason, there is likely to be a considerable amount of 'double counting' in this report, with the same transfer being reported multiple times by different states. The report should not, therefore, be used to generate an estimate of the combined value of the region's arms exports.

² To make the table more readable, nil values are omitted, and empty rows deleted.

³ **Concerning the Republic of Serbia:**

The Annual Report of the Republic of Serbia includes, inter alia, data on arms exports broken down by export destination – i.e. the country of the buyer, together with the data on the end-user country - while agreed method in the Regional Report is to have data broken down only by end-user country. For this reason, data from the annual report of the Republic of Serbia may be different from the data published in the Regional Report on Arms Exports.

The Republic of Serbia's national regulations allow for situations where a number of different products, which may cover a range of different control categories, are attached to one license. Such transfers have been marked with a single asterisk (*).

⁴ **Concerning Montenegro:**

Montenegro's national regulations allow for situation where a number of different products, which may cover a range of different control categories, are attached to one license. Such transfers have been marked with two asterisks (**).

⁵ **Concerning Albania:**

In instances when Albania donates items covered by the Military List categories, no monetary value is assigned to the export license or the utilized export. These instances are marked with three asterisks (***)

1 BRIEF DESCRIPTION OF EU COMMON MILITARY LIST CATEGORIES FOR 2016⁽⁶⁾

As adopted by the Council on 14 March 2016 (CFSP 2016/C 122/01)

- ML1 Smooth-bore weapons with a calibre of less than 20 mm, other arms and automatic weapons with a calibre of 12,7 mm (calibre 0,50 inches) or less and accessories, and specially designed components therefor
- ML2 Smooth-bore weapons with a calibre of 20 mm or more, other weapons or armament with a calibre greater than 12,7 mm (calibre 0,50 inches), projectors and accessories, and specially designed components therefor
- ML3 Ammunition and fuze setting devices, and specially designed components therefor
- ML4 Bombs, torpedoes, rockets, missiles, other explosive devices and charges and related equipment and accessories, and specially designed components therefor
- ML5 Fire control, and related alerting and warning equipment, and related systems, test and alignment and countermeasure equipment, specially designed for military use, and specially designed components and accessories therefor
- ML6 Ground vehicles and components
- ML7 Chemical or biological toxic agents, 'riot control agents', radioactive materials, related equipment, components and materials
- ML8 'Energetic materials', and related substances
- ML9 Vessels of war (surface or underwater), special naval equipment, accessories, components and other surface vessels
- ML10 'Aircraft', 'lighter-than-air vehicles', 'Unmanned Aerial Vehicles' ('UAVs'), aero-engines and 'aircraft' equipment, related equipment and components, specially designed or modified for military use
- ML11 Electronic equipment, 'spacecraft' and components, not specified elsewhere on the EU Common Military List
- ML12 High velocity kinetic energy weapon systems and related equipment, and specially designed components therefor
- ML13 Armoured or protective equipment, constructions and components
- ML14 'Specialised equipment for military training' or for simulating military scenarios, simulators specially designed for training in the use of any firearm or weapon specified by ML1 or ML2, and specially designed components and accessories therefor
- ML15 Imaging or countermeasure equipment, specially designed for military use, and specially designed components and accessories therefor
- ML16 Forgings, castings and other unfinished products, specially designed for items specified by ML1 to ML4, ML6, ML9, ML10, ML12 or ML19
- ML17 Miscellaneous equipment, materials and 'libraries', and specially designed components therefor
- ML18 'Production' equipment and components
- ML19 Directed Energy Weapon (DEW) systems, related or countermeasure equipment and test models, and specially designed components therefor
- ML20 Cryogenic and 'superconductive' equipment, and specially designed components and accessories therefor
- ML21 'Software'
- ML22 'Technology'

⁶ Full description of the military list categories as adopted by the Council on 14 March 2016 (CFSP 2016/C 122/01) can be found on <http://www.seesac.org/f/docs/SALW-Resources/2016-EU-Military-list.pdf>

2 TABLES SETTING OUT EXPORTS WORLDWIDE, PER DESTINATION AND PER REGION

ARMS EXPORTS WORLDWIDE IN 2016

		ML 1	ML 2	ML 3	ML 4	ML 5	ML 6	ML 7	ML 8
Albania***	a	3	2	7	1		1		
	b	1 862 000	141 000	1 226 856	242 000				
	c	120 000	140 000	1 022 000					
Bosnia and Herzegovina	a	16	15	153	3	6	3		
	b	8 765 963	5 873 860	287 379 915	1 076 413	664 239	288 940		
	c	915 980	5 100 757	96 500 793	35 280	541 839	251 440		
Montenegro**	a	9	5	8	3				3
	b	135 387	253 907	727 511	3 539 191				33 150
	c	94 890		97 305	941 702				3 600
Serbia*	a	62	32	133	28	4	7	2	64
	b	38 091 910	62 294 768	386 150 107	107 162 470	7 529 918	36 920 749	1 097 849	54 812 076
	c	21 330 760	30 656 435	161 003 417	42 689 543	3 578 310	10 693 291		35 039 249
The former Yugoslav Republic of Macedonia	a			12	3				8
	b			544 772	6 913				666 408
	c			544 772	6 913				666 408
TOTAL PER ML category	a	90	54	313	38	10	11	2	75
	b	48 855 260	68 563 535	676 029 161	112 026 987	8 194 157	37 209 689	1 097 849	55 511 634
	c	22 461 630	35 897 192	259 168 287	43 673 438	4 120 149	10 944 731		35 709 257

		ML 10	ML 11	ML 13	ML 14	ML 15	ML 16	ML 18	ML 22	TOTAL per destination
Albania***	a									14
	b									3 471 856
	c									1 282 000
Bosnia and Herzegovina	a	1	1	2			1			201
	b	181 067	10 602	728 720			56 000			305 025 719
	c	181 067	10 602	728 720			56 000			104 322 478
Montenegro**	a	17								45
	b	2 830 639								7 519 785
	c									1 137 497
Serbia*	a	4		9		5	2	10	15	378
	b	1 288 147	459 620	12 748 958	7 760	525 883	24 580	101 604 442	25 772 411	836 491 648
	c	1 277 596	459 620	11 241 946		44 775	1 897	80 231 875	8 434 650	406 683 365
The former Yugoslav Republic of Macedonia	a									23
	b									1 218 093
	c									1 218 093
TOTAL PER ML category	a	22	1	11		5	3	10	15	661
	b	4 299 853	470 222	13 477 678	7 760	525 883	80 580	101 604 442	25 772 411	1 153 727 101
	c	1 458 663	470 222	11 970 666		44 775	57 897	80 231 875	8 434 650	514 643 433

EXPORTS WORLDWIDE



514,643,433 €

1,153,727,101 € - VALUE OF LICENSES ISSUED

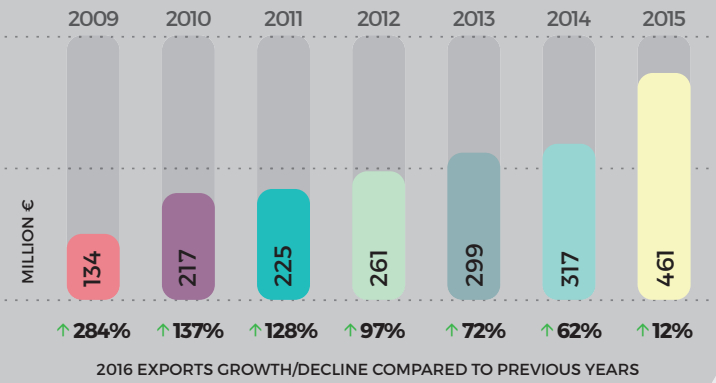
44.61%

OF LICENSES ISSUED WAS USED

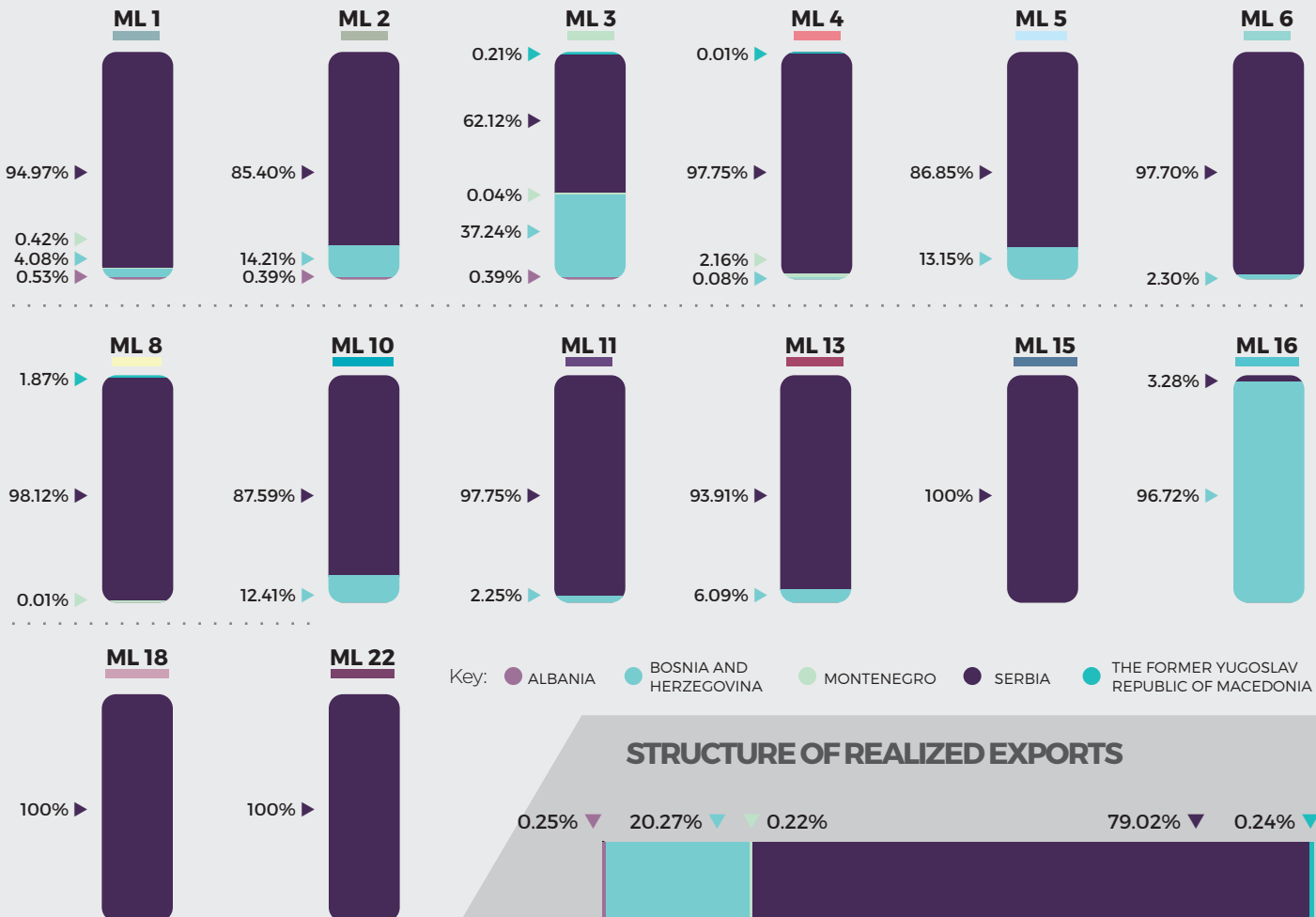
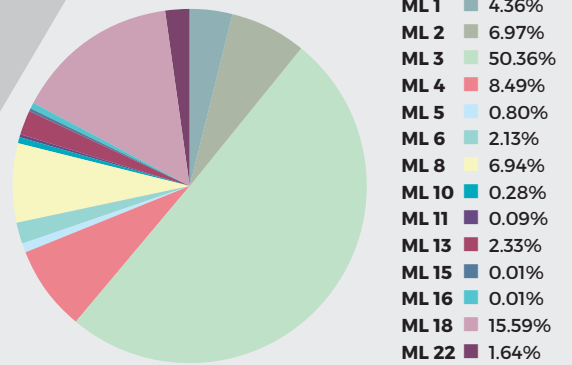
↓ 661

LICENSES ISSUED WORLDWIDE

EXPORTS PER YEAR



EXPORTS STRUCTURE PER ML



STRUCTURE OF REALIZED EXPORTS



ARMS EXPORTS PER DESTINATION IN 2016

		ML 1	ML 3	ML 10	TOTAL per destination	
AFGHANISTAN	Bosnia and Herzegovina	a	5		5	
		b	16 107 702		16 107 702	
		c	10 470 490		10 470 490	
	Montenegro	a		2	2	
		b		1 094 830	1 094 830	
		c				
	Serbia	a	3	5	8	
		b	1 937 986	14 787 526	16 725 512	
		c	1 937 986	10 614 802	12 552 788	
TOTAL PER ML category		a	3	10	2	15
	b	1 937 986	30 895 228	1 094 830	33 928 044	
	c	1 937 986	21 085 292		23 023 278	

		ML 3	TOTAL per destination	
ALBANIA	Bosnia and Herzegovina	a	1	
		b	11 800	
		c		
	TOTAL PER ML category		a	1
		b	11 800	
	c			

		ML 3	ML 10	ML 18	ML 22	TOTAL per destination		
ALGERIA	Bosnia and Herzegovina	a	1			1		
		b	396 636			396 636		
		c	396 636			396 636		
	Montenegro	a		1		1		
		b		213 750		213 750		
		c						
	Serbia*	a			4	2	6	
		b		90 183 516	8 537 309		98 720 825	
		c		69 575 175	3 234 174		72 809 349	
	TOTAL PER ML category		a	1	1	4	2	8
		b	396 636	213 750	90 183 516	8 537 309	99 331 211	
		c	396 636		69 575 175	3 234 174	73 205 985	

AUSTRALIA

		ML 3	TOTAL per destination
Serbia	a	1	1
	b	484 758	484 758
	c	481 945	481 945
TOTAL PER ML category	a	1	1
	b	484 758	484 758
	c	481 945	481 945

AUSTRIA

		ML 1	ML 3	ML 4	ML 8	TOTAL per destination
Albania	a	1				1
	b	120 000				120 000
	c	120 000				120 000
Bosnia and Herzegovina	a	1	2	1		4
	b	27 500	8 468 500	35 280		8 531 280
	c	27 500	1 864 804	35 280		1 927 584
Serbia	a	2			5	7
	b	65 410			104 410	169 820
	c	65 410			101 925	167 335
TOTAL PER ML category	a	4	2	1	5	12
	b	212 910	8 468 500	35 280	104 410	8 821 100
	c	212 910	1 864 804	35 280	101 925	2 214 919

AZERBAIJAN

		ML 1	ML 2	ML 3	ML 8
Montenegro	a				
	b				
	c				
Serbia*	a	2	2	2	3
	b	1 185 997	1 008 590	1 164 560	1 898 583
	c	1 144 190	1 008 590		704 589
TOTAL PER ML category	a	2	2	2	3
	b	1 185 997	1 008 590	1 164 560	1 898 583
	c	1 144 190	1 008 590		704 589

		ML 10	ML 16	ML 18	ML 22	TOTAL per destination
Montenegro	a	1				1
	b	3 220				3 220
	c					
Serbia*	a		1	3		13
	b		22 683	513 700	144 000	5 938 113
	c			494 500		3 351 869
TOTAL PER ML category	a	1	1	3		14
	b	3 220	22 683	513 700	144 000	5 941 333
	c			494 500		3 351 869

		ML 3	ML 4	ML 6	ML 18	TOTAL per destination	
BANGLADESH	Montenegro	a	1			1	
		b	124 964			124 964	
		c					
	Serbia	a	1	1	1	3	
		b	1 833 923		892 105	2 652 609	5 378 637
		c	1 833 923		892 105	2 652 609	5 378 637
	TOTAL PER ML category	a	1	1	1	1	4
		b	1 833 923	124 964	892 105	2 652 609	5 503 601
		c	1 833 923		892 105	2 652 609	5 378 637

		ML 3	TOTAL per destination
BELARUS	Serbia	a	2
		b	76 860
		c	1 700
	TOTAL PER ML category	a	2
		b	76 860
		c	1 700

		ML 3	ML 4	ML 8	TOTAL per destination	
BELGIUM	Bosnia and Herzegovina	a	1		1	
		b	310		310	
		c	310		310	
	Serbia	a	4		2	6
		b	4 824 971		123 780	4 948 751
		c	7 246		123 780	131 026
	The former Yugoslav Republic of Macedonia	a		1		1
		b		423		423
		c		423		423
	TOTAL PER ML category	a	5	1	2	8
		b	4 825 281	423	123 780	4 949 484
		c	7 556	423	123 780	131 759

BOSNIA AND HERZEGOVINA

		ML 1	ML 3	ML 6	ML 8
Serbia	a	4	1	1	5
	b	298 306	102 500	18 713	5 867 000
	c	287 587	102 500	18 713	5 665 790
TOTAL PER ML category	a	4	1	1	5
	b	298 306	102 500	18 713	5 867 000
	c	287 587	102 500	18 713	5 665 790

		ML 13	ML 15	ML 22	TOTAL per destination
Serbia	a	1	1	1	14
	b	45 030	41 411	131 478	6 504 438
	c	45 030	41 411	131 478	6 292 509
TOTAL PER ML category	a	1	1	1	14
	b	45 030	41 411	131 478	6 504 438
	c	45 030	41 411	131 478	6 292 509

BOTSWANA

		ML 5	TOTAL per destination
Serbia	a	1	1
	b	2 191 308	2 191 308
	c		
TOTAL PER ML category	a	1	1
	b	2 191 308	2 191 308
	c		

BRAZIL

		ML 4	TOTAL per destination
Serbia	a	1	1
	b	9 581	9 581
	c	9 581	9 581
TOTAL PER ML category	a	1	1
	b	9 581	9 581
	c	9 581	9 581

		ML 1	ML 2	ML 3	ML 4	ML 5
Albania	a		2	4	1	
	b		141 000	855 856	242 000	
	c		140 000	780 000		
Bosnia and Herzegovina	a			4		2
	b			11 395 739		135 716
	c			296 267		135 716
Montenegro**	a	1				
	b	310		36 063		
	c					
Serbia*	a	3	4	3	3	
	b	1 056 060	2 838 909	1 645 035	6 861 965	
	c	86 097	2 819 879	1 000 910	5 926 625	
The former Yugoslav Republic of Macedonia	a					
	b					
	c					
TOTAL PER ML category	a	4	6	11	4	2
	b	1 056 370	2 979 909	13 932 693	7 103 965	135 716
	c	86 097	2 959 879	2 077 177	5 926 625	135 716

		ML 6	ML 8	ML 10	ML 22	TOTAL per destination
Albania	a					7
	b					1 238 856
	c					920 000
Bosnia and Herzegovina	a					6
	b					11 531 455
	c					431 983
Montenegro**	a			1		2
	b			14 158		50 531
	c					
Serbia*	a	1	25		2	41
	b	43 711	27 296 192		2 295 000	42 036 872
	c	43 711	17 998 658			27 875 880
The former Yugoslav Republic of Macedonia	a		1			1
	b		105 600			105 600
	c		105 600			105 600
TOTAL PER ML category	a	1	26	1	2	57
	b	43 711	27 401 792	14 158	2 295 000	54 963 314
	c	43 711	18 104 258			29 333 463

		ML 1	TOTAL per destination
Bosnia and Herzegovina	a	1	1
	b	220 907	220 907
	c	220 907	220 907
Serbia	a	1	1
	b	1 018 766	1 018 766
	c		
TOTAL PER ML category	a	2	2
	b	1 239 673	1 239 673
	c	220 907	220 907

		ML 1	ML 2	ML 3	ML 4	TOTAL per destination
Serbia*	a	1		2		3
	b	871 814	903 600	9 336 986	4 142 400	15 254 800
	c	871 814	903 600	4 394 320	2 582 400	8 752 134
TOTAL PER ML category	a	1		2		3
	b	871 814	903 600	9 336 986	4 142 400	15 254 800
	c	871 814	903 600	4 394 320	2 582 400	8 752 134

		ML 1	ML 3	ML 16	TOTAL per destination
Montenegro	a		1		1
	b		99 487		99 487
	c		97 305		97 305
Serbia	a	1	5	1	7
	b	218 948	1 366 903	1 897	1 587 749
	c		490 644	1 897	492 541
TOTAL PER ML category	a	1	6	1	8
	b	218 948	1 466 390	1 897	1 687 236
	c		587 949	1 897	589 846

		ML 3	TOTAL per destination
Bosnia and Herzegovina	a	1	1
	b	5 070	5 070
	c	5 070	5 070
Serbia	a	2	2
	b	667 003	667 003
	c	667 003	667 003
TOTAL PER ML category	a	3	3
	b	672 073	672 073
	c	672 073	672 073

		ML 1	ML 3	TOTAL per destination	
CHINA (MAINLAND)	Serbia*	a	1	5	6
		b	154 855	1 279 650	1 434 505
		c	154 765	499 650	654 415
TOTAL PER ML category		a	1	5	6
		b	154 855	1 279 650	1 434 505
		c	154 765	499 650	654 415

		ML 13	TOTAL per destination	
COLOMBIA	Serbia	a	1	1
		b	82 278	82 278
		c	82 278	82 278
TOTAL PER ML category		a	1	1
		b	82 278	82 278
		c	82 278	82 278

		ML 1	TOTAL per destination	
COMOROS	Serbia	a	1	1
		b	2 960	2 960
		c	2 960	2 960
TOTAL PER ML category		a	1	1
		b	2 960	2 960
		c	2 960	2 960

		ML 1	ML 3	ML 13	TOTAL per destination	
CONGO (DEMOCRATIC REPUBLIC OF)	Serbia*	a	1	1	2	
		b	458 056	540	130 180	588 776
		c	458 056	540	130 180	588 776
TOTAL PER ML category		a	1	1	2	
		b	458 056	540	130 180	588 776
		c	458 056	540	130 180	588 776

CONGO
(REPUBLIC OF)

		ML 1	ML 2	ML 3	ML 4	TOTAL per destination
Bosnia and Herzegovina	a			1		1
	b			1 605 151		1 605 151
	c			249 172		249 172
Serbia*	a		1			2
	b	463 798	29 794	489 195	616 300	1 599 087
	c	463 798	29 794	170 307	126 859	790 758
TOTAL PER ML category	a		1	1		3
	b	463 798	29 794	2 094 346	616 300	3 204 238
	c	463 798	29 794	419 479	126 859	1 039 930

		ML 1	ML 2	ML 3	ML 4	ML 5	ML 6
Bosnia and Herzegovina	a	3	1	3	1	2	1
	b	57 460	31 685	1 210 660	55 000	180 975	5 560
	c	54 818	31 685	1 209 660		180 975	5 560
Serbia	a	1		1			
	b	19 404		108 649			
	c	19 404		47 441			
TOTAL PER ML category	a	4	1	4	1	2	1
	b	76 864	31 685	1 319 309	55 000	180 975	5 560
	c	74 222	31 685	1 257 101		180 975	5 560

		ML 7	ML 11	ML 13	ML 15	ML 22	TOTAL per destination
Bosnia and Herzegovina	a		1				12
	b		10 602				1 551 942
	c		10 602				1 493 300
Serbia	a	1		1	1	1	6
	b	5 400		65 000	52 736	18 200	269 388
	c			65 000		18 200	150 045
TOTAL PER ML category	a	1	1	1	1	1	18
	b	5 400	10 602	65 000	52 736	18 200	1 821 330
	c		10 602	65 000		18 200	1 643 345

CROATIA

		ML 1	ML 2	ML 3	ML 4	ML 14	TOTAL per destination	
CZECH REPUBLIC	Albania	a	1	2			3	
		b	1 742 000	371 000			2 113 000	
		c		242 000			242 000	
	Bosnia and Herzegovina	a		1	1		2	
		b		55 196	341 700		396 896	
		c			68 340		68 340	
	Serbia*	a	7				8	
		b	544 708	37 098	6 355	2 072	7 760	597 994
		c	38 973	37 098				76 071
	TOTAL PER ML category	a	8	1	3			13
		b	2 286 708	92 294	719 055	2 072	7 760	3 107 890
		c	38 973	37 098	310 340			386 411

		ML 3	TOTAL per destination
DENMARK	Bosnia and Herzegovina	a	2
		b	175 906
		c	157 819
	TOTAL PER ML category	a	2
		b	175 906
		c	157 819

		ML 3	TOTAL per destination
DENMARK (GREENLAND)	Serbia	a	1
		b	41 440
		c	41 440
	TOTAL PER ML category	a	1
		b	41 440
		c	41 440

		ML 1	ML 2	ML 3	ML 4
Bosnia and Herzegovina	a	2		1	1
	b	1 110 115		7 906	986 133
	c	388 767			
Serbia*	a		3	3	
	b		1 002 129	2 416 234	164 348
	c		825 181	1 935 300	164 348
TOTAL PER ML category	a	2	3	4	1
	b	1 110 115	1 002 129	2 424 140	1 150 481
	c	388 767	825 181	1 935 300	164 348

		ML 7	ML 15	ML 22	TOTAL per destination
Bosnia and Herzegovina	a				4
	b				2 104 154
	c				388 767
Serbia*	a	1	1	1	9
	b	1 092 449	413 754	120 140	5 209 054
	c		3 364	120 140	3 048 333
TOTAL PER ML category	a	1	1	1	13
	b	1 092 449	413 754	120 140	7 313 208
	c		3 364	120 140	3 437 100

		ML 3	TOTAL per destination
Serbia	a	1	1
	b	200 000	200 000
	c	200 000	200 000
TOTAL PER ML category	a	1	1
	b	200 000	200 000
	c	200 000	200 000

ESTONIA

		ML 3	TOTAL per destination
Bosnia and Herzegovina	a	1	1
	b	4 200	4 200
	c		
TOTAL PER ML category	a	1	1
	b	4 200	4 200
	c		

ETHIOPIA

		ML 10	TOTAL per destination
Montenegro	a	1	1
	b	88 534	88 534
	c		
TOTAL PER ML category	a	1	1
	b	88 534	88 534
	c		

FRANCE

		ML 1	ML 3	ML 4	ML 8	TOTAL per destination
Bosnia and Herzegovina	a		2			2
	b		125 547			125 547
	c		52 500			52 500
Serbia	a	1	2		1	4
	b	29 755	664 623		13 520	707 897
	c	29 755	614 600		13 520	657 875
The former Yugoslav Republic of Macedonia	a			1		1
	b			250		250
	c			250		250
TOTAL PER ML category	a	1	4	1	1	7
	b	29 755	790 170	250	13 520	833 694
	c	29 755	667 100	250	13 520	710 625

		ML 8	ML 10	TOTAL per destination
Montenegro	a		1	1
	b		473 462	473 462
	c			
The former Yugoslav Republic of Macedonia	a	1		1
	b	270 000		270 000
	c	270 000		270 000
TOTAL PER ML category	a	1	1	2
	b	270 000	473 462	743 462
	c	270 000		270 000

		ML 1	ML 3	TOTAL per destination
Bosnia and Herzegovina	a		4	4
	b		82 050	82 050
	c		82 050	82 050
Montenegro	a	2		2
	b	390		390
	c	380		380
Serbia	a	1	2	3
	b	144 165	20 503 788	20 647 953
	c	144 165	3 490 785	3 634 950
TOTAL PER ML category	a	3	6	9
	b	144 555	20 585 838	20 730 393
	c	144 545	3 572 835	3 717 380

		ML 2	ML 3	TOTAL per destination
Serbia*	a	1	1	1
	b	78 234	78 234	156 467
	c			
TOTAL PER ML category	a	1	1	1
	b	78 234	78 234	156 467
	c			

		ML 3	TOTAL per destination
GREECE	Serbia	a	1
		b	57 475
		c	57 475
	TOTAL PER ML category	a	1
		b	57 475
		c	57 475

		ML 3	TOTAL per destination
GUATEMALA	Serbia	a	1
		b	251 520
		c	251 520
	TOTAL PER ML category	a	1
		b	251 520
		c	251 520

		ML 3	TOTAL per destination
HUNGARY	Bosnia and Herzegovina	a	5
		b	780 171
		c	553 991
	TOTAL PER ML category	a	5
		b	780 171
		c	553 991

		ML 3	TOTAL per destination
INDIA	Serbia	a	2
		b	45 093
		c	8 547
	TOTAL PER ML category	a	2
		b	45 093
		c	8 547

INDONESIA

		ML 2	ML 3	ML 10	TOTAL per destination
Montenegro	a			1	1
	b			85 355	85 355
	c				
Serbia	a	2	11		13
	b	569 740	4 833 155		5 402 895
	c	569 740	4 833 155		5 402 895
TOTAL PER ML category	a	2	11	1	14
	b	569 740	4 833 155	85 355	5 488 250
	c	569 740	4 833 155		5 402 895

		ML 1	ML 2	ML 3	ML 4
Albania***	a	1		1	
	b				
	c				
Bosnia and Herzegovina	a		1		
	b		1 125 000		
	c		1 125 000		
Montenegro	a			1	
	b			57 093	
	c				
Serbia	a		2	2	1
	b		2 652 302	3 035 884	14 935 494
	c		1 290 987	3 019 882	14 935 494
TOTAL PER ML category	a	1	3	4	1
	b		3 777 302	3 092 977	14 935 494
	c		2 415 987	3 019 882	14 935 494

		ML 6	ML 18	ML 22	TOTAL per destination
Albania***	a				2
	b				
	c				
Bosnia and Herzegovina	a				1
	b				1 125 000
	c				1 125 000
Montenegro	a				1
	b				57 093
	c				
Serbia	a	1	1	1	8
	b	4 829 528	17 300	7 465 210	32 935 718
	c		17 300	1 555 252	20 818 915
TOTAL PER ML category	a	1	1	1	12
	b	4 829 528	17 300	7 465 210	34 117 811
	c		17 300	1 555 252	21 943 915

IRAQ

		ML 1	ML 3	ML 4	ML 8	TOTAL per destination	
ISRAEL	Bosnia and Herzegovina	a	1			1	
		b	292 000			292 000	
		c	70 477			70 477	
	Montenegro	a	1			1	
		b	46 546			46 546	
		c	40 000			40 000	
	Serbia	a		2	2	2	6
		b	1 273 938	1 165 334	385 800		2 825 072
		c	1 384	478 147	324 780		804 311
	TOTAL PER ML category	a	1	3	2	2	8
	b	46 546	1 565 938	1 165 334	385 800	3 163 618	
	c	40 000	71 861	478 147	324 780	914 788	

		ML 3	TOTAL per destination	
ITALY	Bosnia and Herzegovina	a	3	3
		b	4 000 155	4 000 155
		c	262 700	262 700
	Serbia	a	4	4
		b	1 746 850	1 746 850
		c	1 746 850	1 746 850
	TOTAL PER ML category	a	7	7
		b	5 747 005	5 747 005
		c	2 009 550	2 009 550

		ML 2	ML 3	TOTAL per destination	
IVORY COAST	Serbia*	a	1	1	
		b	71 314	104 279	175 593
		c			
	TOTAL PER ML category	a	1	1	
		b	71 314	104 279	175 593
		c			

		ML 3	ML 6	TOTAL per destination	
JORDAN	Albania***	a	1	1	
		b			
		c			
	Bosnia and Herzegovina	a	1	1	
		b	1 337 547	1 337 547	
		c	1 337 547	1 337 547	
	TOTAL PER ML category	a	1	1	2
		b	1 337 547	1 337 547	
		c	1 337 547	1 337 547	

		ML 2	ML 10	ML 13	TOTAL per destination	
KAZAKHSTAN	Montenegro	a	1		1	
		b		66 000	66 000	
		c				
	Serbia	a	1	1	2	
		b	22 848	15 224	38 072	
		c		11 360	11 360	
	TOTAL PER ML category	a	1	1	1	3
		b	22 848	66 000	15 224	104 072
		c			11 360	11 360

		ML 1	ML 2	ML 3	ML 22	TOTAL per destination	
KENYA	Serbia*	a	1	1	6	8	
		b	5 600	150 666	10 448 173	64 168	10 668 606
		c	5 600	150 666	2 888 352	64 168	3 108 786
	TOTAL PER ML category	a	1	1	6		8
		b	5 600	150 666	10 448 173	64 168	10 668 606
		c	5 600	150 666	2 888 352	64 168	3 108 786

		ML 3	TOTAL per destination
KUWAIT	Serbia	a	1
		b	899 590
		c	899 590
	TOTAL PER ML category	a	1
		b	899 590
		c	899 590

		ML 4	TOTAL per destination
LATVIA	The former Yugoslav Republic of Macedonia	a	1
		b	6 240
		c	6 240
	TOTAL PER ML category	a	1
		b	6 240
		c	6 240

		ML 10	TOTAL per destination
LITHUANIA	Montenegro	a	1
		b	4 000
		c	
	TOTAL PER ML category	a	1
		b	4 000
		c	

		ML 1	ML 2	ML 3	TOTAL per destination	
MALAYSIA	Bosnia and Herzegovina	a	1	3	4	
		b	8 400	3 871 137	3 879 537	
		c	8 400	2 857 137	2 865 537	
	Montenegro	a	2		2	
		b	7 931		7 931	
		c				
	Serbia	a			2	2
		b		6 552 011		6 552 011
		c		4 243 064		4 243 064
	TOTAL PER ML category	a	2	1	5	8
		b	7 931	8 400	10 423 148	10 439 479
		c		8 400	7 100 201	7 108 601

		ML 4	TOTAL per destination
MAURITANIA	Serbia	a	1
		b	677 576
		c	677 576
	TOTAL PER ML category	a	1
		b	677 576
		c	677 576

MEXICO

		ML 13	TOTAL per destination
Serbia	a	1	1
	b	18 061	18 061
	c	18 061	18 061
TOTAL PER ML category	a	1	1
	b	18 061	18 061
	c	18 061	18 061

MONTENEGRO

		ML 1	ML 3	ML 4	ML 8	ML 10	ML 13	TOTAL per destination
Bosnia and Herzegovina	a		3			1	1	5
	b		48 132			181 067	38 720	267 919
	c		25 417			181 067	38 720	245 204
Serbia*	a	2	5	4	1			12
	b	41 115	263 265	124 341	40 150			468 871
	c	41 115	194 445	124 341	23 588			383 489
TOTAL PER ML category	a	2	8	4	1	1	1	17
	b	41 115	311 397	124 341	40 150	181 067	38 720	736 790
	c	41 115	219 862	124 341	23 588	181 067	38 720	628 693

MOROCCO

		ML 3	TOTAL per destination
Bosnia and Herzegovina	a	2	2
	b	4 277 000	4 277 000
	c	96 185	96 185
TOTAL PER ML category	a	2	2
	b	4 277 000	4 277 000
	c	96 185	96 185

MYANMAR

		ML 2	ML 5	ML 6	ML 10	ML 11	ML 22	TOTAL per destination
Serbia*	a	1		2	4		1	8
	b	7 650 960	1 893 730	21 397 930	1 288 147	459 620	2 199 093	34 889 480
	c	5 450 000	1 072 800		1 277 596	459 620	744 784	9 004 799
TOTAL PER ML category	a	1		2	4		1	8
	b	7 650 960	1 893 730	21 397 930	1 288 147	459 620	2 199 093	34 889 480
	c	5 450 000	1 072 800		1 277 596	459 620	744 784	9 004 799

		ML 3	ML 8	TOTAL per destination	
NAMIBIA	Bosnia and Herzegovina	a	1	1	
		b	441 750	441 750	
		c	441 750	441 750	
	Serbia	a		1	
		b		760 000	
		c		370 272	
	TOTAL PER ML category	a	1	1	2
		b	441 750	760 000	1 201 750
		c	441 750	370 272	812 022

		ML 3	TOTAL per destination
NETHERLANDS	Bosnia and Herzegovina	a	2
		b	41
		c	41
	TOTAL PER ML category	a	2
		b	41
		c	41

		ML 3	TOTAL per destination
NEW ZEALAND	Bosnia and Herzegovina	a	1
		b	44 667
		c	44 667
	TOTAL PER ML category	a	1
		b	44 667
		c	44 667

		ML 13	ML 15	TOTAL per destination
NIGER	Serbia	a	1	2
		b	50 000	17 982
		c		
	TOTAL PER ML category	a	1	2
		b	50 000	17 982
		c		

		ML 2	ML 3	ML 4	ML 5	ML 8	TOTAL per destination	
NIGERIA	Montenegro	a		1			1	
		b		75 639			75 639	
		c						
	Serbia*	a	1	1	5	1	8	
		b	15 522	1 103 735	3 511 859	553 594	718 518	5 903 229
		c		1 103 735	3 065 909		718 518	4 888 163
	TOTAL PER ML category	a	1	1	6	1		9
		b	15 522	1 103 735	3 587 498	553 594	718 518	5 978 868
		c		1 103 735	3 065 909		718 518	4 888 163

		ML 3	TOTAL per destination	
NORWAY	Bosnia and Herzegovina	a	2	2
		b	16 478	16 478
		c	16 468	16 468
	Serbia	a	1	1
		b	56 080	56 080
		c	56 080	56 080
	TOTAL PER ML category	a	3	3
		b	72 558	72 558
		c	72 548	72 548

		ML 1	TOTAL per destination	
OMAN	Serbia	a	3	3
		b	1 590 621	1 590 621
		c	1 186 959	1 186 959
	TOTAL PER ML category	a	3	3
		b	1 590 621	1 590 621
		c	1 186 959	1 186 959

		ML 1	ML 3	TOTAL per destination	
PAKISTAN	Bosnia and Herzegovina	a	1	4	5
		b	18	4 698 242	4 698 260
		c		4 698 242	4 698 242
	TOTAL PER ML category	a	1	4	5
		b	18	4 698 242	4 698 260
		c		4 698 242	4 698 242

		ML 3	TOTAL per destination
Bosnia and Herzegovina	a	1	1
	b	354 336	354 336
	c	354 336	354 336
TOTAL PER ML category	a	1	1
	b	354 336	354 336
	c	354 336	354 336

		ML 3	TOTAL per destination
Bosnia and Herzegovina	a	2	2
	b	21 234 658	21 234 658
	c	592 850	592 850
Serbia	a	1	1
	b	734 809	734 809
	c		
TOTAL PER ML category	a	3	3
	b	21 969 467	21 969 467
	c	592 850	592 850

		ML 2	ML 3	ML 4	ML 6	ML 10	TOTAL per destination
Bosnia and Herzegovina	a		3		1		4
	b		242 319		277 500		519 819
	c		236		240 000		240 236
Montenegro	a		1	1		4	6
	b		9 750	3 338 588		214 891	3 563 229
	c			941 702			941 702
Serbia	a	1	1				2
	b	171 000	1 329 201				1 500 201
	c	171 000	1 329 201				1 500 201
TOTAL PER ML category	a	1	5	1	1	4	12
	b	171 000	1 581 270	3 338 588	277 500	214 891	5 583 249
	c	171 000	1 329 437	941 702	240 000		2 682 139

		ML 1	ML 2	ML 3	ML 4	ML 8	TOTAL per destination	
ROMANIA	Bosnia and Herzegovina	a		6			6	
		b		1 140 300			1 140 300	
		c		1 066 860			1 066 860	
	Serbia*	a	1	6	2	15	24	
		b	317 451	7 725	1 310 582	3 074 143	9 984 885	14 694 786
		c	317 451	7 725	1 310 582		5 375 350	7 011 108
	TOTAL PER ML category	a	1	12	2	15	30	
		b	317 451	7 725	2 450 882	3 074 143	9 984 885	15 835 086
		c	317 451	7 725	2 377 442		5 375 350	8 077 968

		ML 1	ML 2	ML 3	ML 8	TOTAL per destination	
RUSSIAN FEDERATION	Serbia	a	3	1	2	1	7
		b	96 636	1 000	367 136	230 000	694 772
		c	88 736	1 000	366 780	230 000	686 516
	The former Yugoslav Republic of Macedonia	a			1		1
		b			49		49
		c			49		49
	TOTAL PER ML category	a	3	1	3	1	8
		b	96 636	1 000	367 185	230 000	694 821
		c	88 736	1 000	366 829	230 000	686 565

		ML 1	ML 2	ML 3	ML 4
Bosnia and Herzegovina	a		1	6	
	b		2 961 375	49 135 851	
	c		2 961 375	24 757 090	
Montenegro	a			1	
	b			347 086	
	c				
Serbia*	a	4	4	13	2
	b	16 827 246	10 858 364	108 937 686	67 728 717
	c	6 948 292	7 366 880	53 230 313	10 772 009
TOTAL PER ML category	a	4	5	20	2
	b	16 827 246	13 819 739	158 420 623	67 728 717
	c	6 948 292	10 328 255	77 987 403	10 772 009

		ML 6	ML 13	ML 22	TOTAL per destination
Bosnia and Herzegovina	a		1		8
	b		690 000		52 787 226
	c		690 000		28 408 465
Montenegro	a				1
	b				347 086
	c				
Serbia*	a	1		1	25
	b	9 725 973		25 749	214 103 735
	c	9 725 973			88 043 467
TOTAL PER ML category	a	1	1	1	34
	b	9 725 973	690 000	25 749	267 238 047
	c	9 725 973	690 000		116 451 932

		ML 1	ML 2	ML 3	ML 5	ML 6	ML 8	TOTAL per destination
Bosnia and Herzegovina	a	3	4	16	2	1		26
	b	251 829	703 442	19 277 365	347 548	5 880		20 586 064
	c	129 507	279 430	9 001 295	225 148	5 880		9 641 260
Montenegro	a		5	1			3	9
	b		253 907	19 060			33 150	306 117
	c						3 600	3 600
TOTAL PER ML category	a	3	9	17	2	1	3	35
	b	251 829	957 349	19 296 425	347 548	5 880	33 150	20 892 181
	c	129 507	279 430	9 001 295	225 148	5 880	3 600	9 644 860

		ML 8	TOTAL per destination
Singapore	Serbia	a	1
		b	25 600
		c	25 600
TOTAL PER ML category		a	1
		b	25 600
		c	25 600

		ML 1	ML 3	ML 4	ML 8	ML 22	TOTAL per destination	
Slovakia	Bosnia and Herzegovina	a	3				3	
		b	440 690				440 690	
		c	243 204				243 204	
	Serbia*	a	1	1	1			3
		b	108 643	974 796	96 800	28 893	12 398	1 221 530
		c	108 643	261 419	96 800		12 398	479 260
	The former Yugoslav Republic of Macedonia	a		3				3
		b		132 091				132 091
		c		132 091				132 091
TOTAL PER ML category		a	1	7	1		9	
		b	108 643	1 547 577	96 800	28 893	12 398	1 794 311
		c	108 643	636 714	96 800		12 398	854 555

		ML 3	ML 6	ML 22	TOTAL per destination		
Slovenia	Bosnia and Herzegovina	a	7		7		
		b	604 687			604 687	
		c	355 789			355 789	
	Serbia	a	2	1	2	5	
		b	151 886	12 789	97 785	262 460	
		c	150 286	12 789	97 785	260 860	
	TOTAL PER ML category		a	9	1	2	12
			b	756 573	12 789	97 785	867 147
			c	506 075	12 789	97 785	616 649

		ML 1	ML 3	TOTAL per destination	
SOUTH AFRICA	Bosnia and Herzegovina	a	1	1	
		b	136 236	136 236	
		c			
	Serbia	a	1	1	2
		b	16 650	2 355	19 005
		c	16 650		16 650
	TOTAL PER ML category	a	1	2	3
		b	16 650	138 591	155 241
		c	16 650		16 650

		ML 1	ML 3	ML 16	TOTAL per destination	
SPAIN	Bosnia and Herzegovina	a	8	1	9	
		b	1 742 431	56 000	1 798 431	
		c	535 836	56 000	591 836	
	Serbia	a	1	5	6	
		b	12 299	332 919	345 218	
		c		321 724	321 724	
	TOTAL PER ML category	a	1	13	1	15
		b	12 299	2 075 350	56 000	2 143 649
		c		857 560	56 000	913 560

		ML 3	ML 4	TOTAL per destination	
SWAZILAND	Serbia*	a	2	1	3
		b	416 192	104 741	520 933
		c	416 192	104 741	520 933
	TOTAL PER ML category	a	2	1	3
		b	416 192	104 741	520 933
		c	416 192	104 741	520 933

		ML 3	TOTAL per destination
Bosnia and Herzegovina	a	1	1
	b	932	932
	c	932	932
TOTAL PER ML category	a	1	1
	b	932	932
	c	932	932

		ML 1	ML 3	TOTAL per destination
Bosnia and Herzegovina	a		6	6
	b		8 858 710	8 858 710
	c		7 823 496	7 823 496
Montenegro	a	1		1
	b	25 200		25 200
	c			
Serbia	a	1		1
	b	10 683		10 683
	c	6 658		6 658
TOTAL PER ML category	a	2	6	8
	b	35 883	8 858 710	8 894 593
	c	6 658	7 823 496	7 830 154

		ML 3	ML 4	TOTAL per destination
Bosnia and Herzegovina	a	1		1
	b	78 000		78 000
	c	78 000		78 000
Serbia	a	1	1	2
	b	96 000	27 286	123 286
	c	96 000	27 286	123 286
TOTAL PER ML category	a	2	1	3
	b	174 000	27 286	201 286
	c	174 000	27 286	201 286

THAILAND

		ML 3	TOTAL per destination
Bosnia and Herzegovina	a	2	2
	b	280 927	280 927
	c	280 927	280 927
TOTAL PER ML category	a	2	2
	b	280 927	280 927
	c	280 927	280 927

THE FORMER YUGOSLAV REPUBLIC OF MACEDONIA

		ML 1	ML 3	TOTAL per destination
Bosnia and Herzegovina	a		2	2
	b		55 940	55 940
	c		55 940	55 940
Serbia	a	1	1	2
	b	33 478	90 960	124 438
	c	32 478	90 960	123 438
TOTAL PER ML category	a	1	3	4
	b	33 478	146 900	180 378
	c	32 478	146 900	179 378

TIMOR LESTE

		ML 1	TOTAL per destination
Montenegro	a	1	1
	b	54 510	54 510
	c	54 510	54 510
TOTAL PER ML category	a	1	1
	b	54 510	54 510
	c	54 510	54 510

TUNISIA

		ML 1	ML 3	TOTAL per destination
Bosnia and Herzegovina	a		1	1
	b		78 200	78 200
	c			
Montenegro	a	1		1
	b	500		500
	c			
TOTAL PER ML category	a	1	1	2
	b	500	78 200	78 700
	c			

		ML 3	ML 22	TOTAL per destination
Bosnia and Herzegovina	a	13		13
	b	8 033 025		8 033 025
	c	6 618 982		6 618 982
Serbia	a		1	1
	b		274 562	274 562
	c		274 562	274 562
The former Yugoslav Republic of Macedonia	a	1		1
	b	151 500		151 500
	c	151 500		151 500
TOTAL PER ML category	a	14	1	15
	b	8 184 525	274 562	8 459 087
	c	6 770 482	274 562	7 045 044

		ML 1	TOTAL per destination
Serbia	a	1	1
	b	42 000	42 000
	c	42 000	42 000
TOTAL PER ML category	a	1	1
	b	42 000	42 000
	c	42 000	42 000

		ML 3	ML 10	TOTAL per destination
Montenegro**	a		1	1
	b	12 536	506 963	519 499
	c			
The former Yugoslav Republic of Macedonia	a	1		1
	b	122 000		122 000
	c	122 000		122 000
TOTAL PER ML category	a	1	1	2
	b	134 536	506 963	641 499
	c	122 000		122 000

UNITED ARAB EMIRATES

		ML 1	ML 2	ML 3	ML 4	ML 5
Bosnia and Herzegovina	a		1	2		
	b		275 000	671 500		
	c		275 000	671 500		
Montenegro	a			2		
	b			137 148		
	c					
Serbia*	a	3	4	8		
	b	2 662 338	14 047 339	41 375 100	37 425	1 874 059
	c	55 355	8 790 030	17 995 862	15 201	
TOTAL PER ML category	a	3	5	12		
	b	2 662 338	14 322 339	42 183 748	37 425	1 874 059
	c	55 355	9 065 030	18 667 362	15 201	

		ML 5	ML 13	ML 22	TOTAL per destination
Bosnia and Herzegovina	a				3
	b				946 500
	c				946 500
Montenegro	a				2
	b				137 148
	c				
Serbia*	a	2	2	1	20
	b	2 891 286	12 231 301	407 163	73 651 952
	c	2 505 510	10 778 153	430 759	40 570 870
TOTAL PER ML category	a	2	2	1	25
	b	2 891 286	12 231 301	407 163	74 735 600
	c	2 505 510	10 778 153	430 759	41 517 370

UNITED KINGDOM

		ML 3	ML 10	TOTAL per destination
Bosnia and Herzegovina	a	2		2
	b	26 681		26 681
	c	26 681		26 681
Montenegro	a		1	1
	b		5 136	5 136
	c			
Serbia	a	1		1
	b	483 547		483 547
	c	483 547		483 547
TOTAL PER ML category	a	3	1	4
	b	510 228	5 136	515 364
	c	510 228		510 228

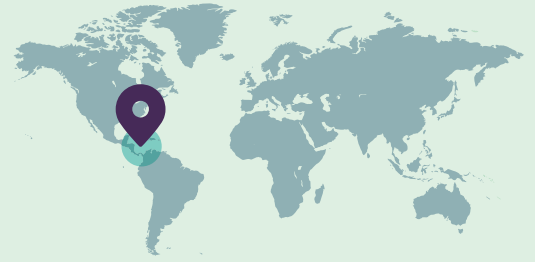
		ML 1	ML 2	ML 3	ML 4	ML 8	TOTAL per destination
Bosnia and Herzegovina	a	5	4	13			22
	b	7 098 134	713 762	115 240 930			123 052 826
	c	94 481	419 867	18 779 099			19 293 447
Montenegro	a			1			1
	b			9 288			9 288
	c						
Serbia	a	8	2	6	2	1	19
	b	7 837 338	2 530 459	136 796 160	3 472 661	5 718 545	156 355 163
	c	6 775 866	864 632	39 051 417	3 472 661	1 746 679	51 911 256
The former Yugoslav Republic of Macedonia	a			1		6	7
	b			132		290 808	290 940
	c			132		290 808	290 940
TOTAL PER ML category	a	13	6	21	2	7	49
	b	14 935 472	3 244 221	252 046 510	3 472 661	6 009 353	279 708 217
	c	6 870 347	1 284 499	57 830 648	3 472 661	2 037 487	71 495 643

		ML 1	TOTAL per destination
Serbia	a	1	1
	b	18 825	18 825
	c		
TOTAL PER ML category	a	1	1
	b	18 825	18 825
	c		

		ML 10	TOTAL per destination
Montenegro	a	1	1
	b	60 340	60 340
	c		
TOTAL PER ML category	a	1	1
	b	60 340	60 340
	c		

		ML 2	ML 4	ML 8	ML 13	ML 18	ML 22	TOTAL per destination
Serbia*	a	1	1	1				3
	b	17 647 176	409 429	1 616 200	111 885	8 237 317	3 980 157	32 002 163
	c	369 631	109 565	1 616 200	111 885	7 492 291	1 750 950	11 450 522
TOTAL PER ML category	a	1	1	1				3
	b	17 647 176	409 429	1 616 200	111 885	8 237 317	3 980 157	32 002 163
	c	369 631	109 565	1 616 200	111 885	7 492 291	1 750 950	11 450 522

EXPORTS TO CENTRAL AMERICA AND THE CARIBBEAN



269,581 €

269,581 € - VALUE OF LICENSES ISSUED

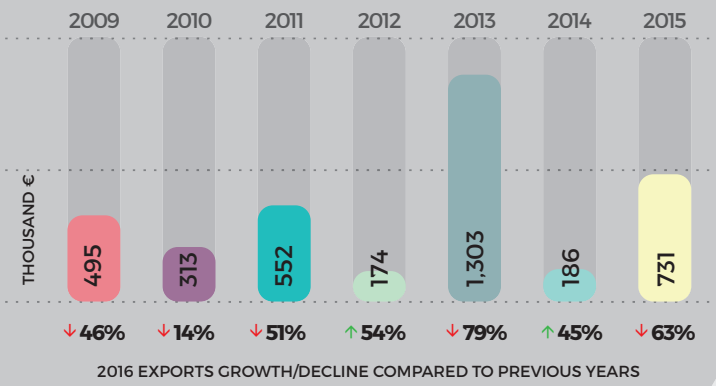
100%

OF LICENSES ISSUED WAS USED

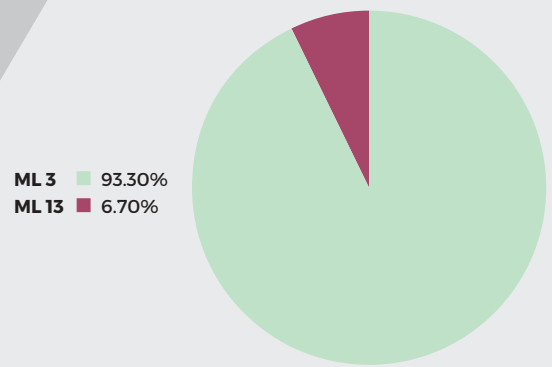
↓ 2

LICENSES ISSUED FOR
CENTRAL AMERICA AND THE CARIBBEAN

EXPORTS PER YEAR



EXPORTS STRUCTURE PER ML



CENTRAL AMERICA AND THE CARIBBEAN

		ML 3	ML 13	TOTAL per destination
Serbia	a	1	1	2
	b	251 520	18 061	269 581
	c	251 520	18 061	269 581
TOTAL PER ML category	a	1	1	2
	b	251 520	18 061	269 581
	c	251 520	18 061	269 581




Key:

- a = number of licences issued
- b = value of licences issued in Euros
- c = value of arms exports in Euros

● SERBIA

STRUCTURE OF REALIZED EXPORTS

100% ▼



EXPORTS TO CENTRAL ASIA



53,360 €

146,072 € - VALUE OF LICENSES ISSUED

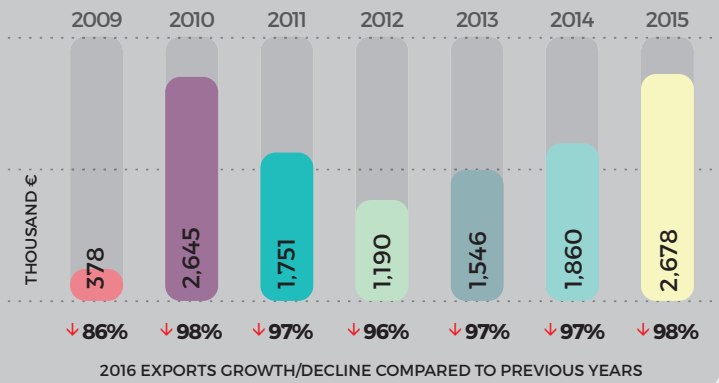
36.53%

OF LICENSES ISSUED WAS USED

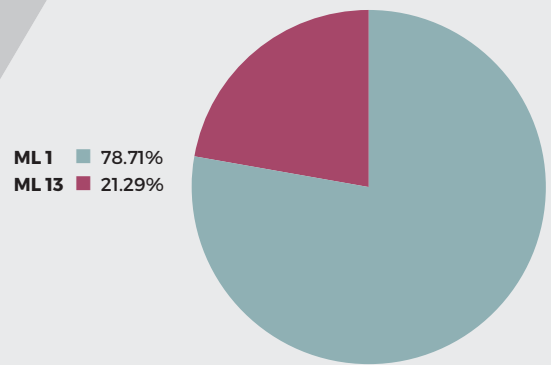
↓ 4

LICENSES ISSUED FOR CENTRAL ASIA

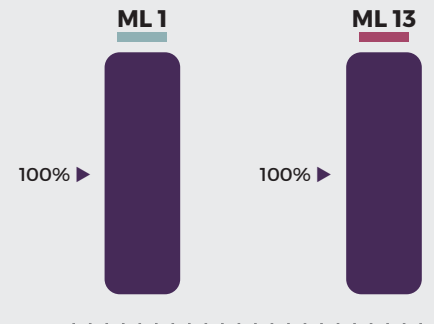
EXPORTS PER YEAR



EXPORTS STRUCTURE PER ML



CENTRAL ASIA		ML 1	ML 2	ML 10	ML 13	TOTAL per destination
		Montenegro	a		1	
	b			66 000		66 000
	c					
	Serbia	a	1	1	1	3
	b	42 000	22 848		15 224	80 072
	c	42 000			11 360	53 360
	TOTAL PER ML category	a	1	1	1	4
	b	42 000	22 848	66 000	15 224	146 072
	c	42 000			11 360	53 360



Key:

a = number of licences issued


b = value of licences issued in Euros

c = value of arms exports in Euros

● SERBIA

STRUCTURE OF REALIZED EXPORTS

100% ▼



EXPORTS TO EUROPEAN UNION



54,620,488 €

128,783,419 € - VALUE OF LICENSES ISSUED

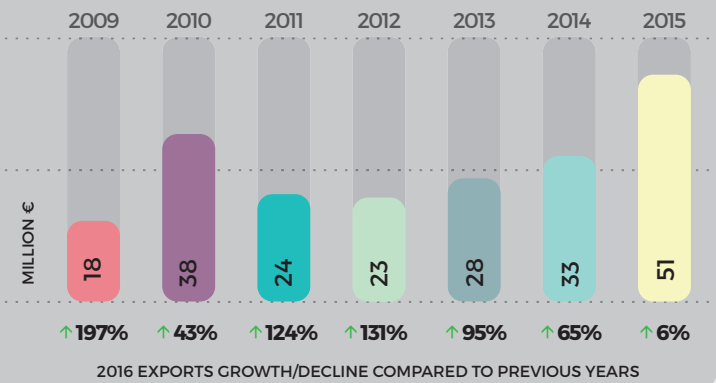
42.41%

OF LICENSES ISSUED WAS USED

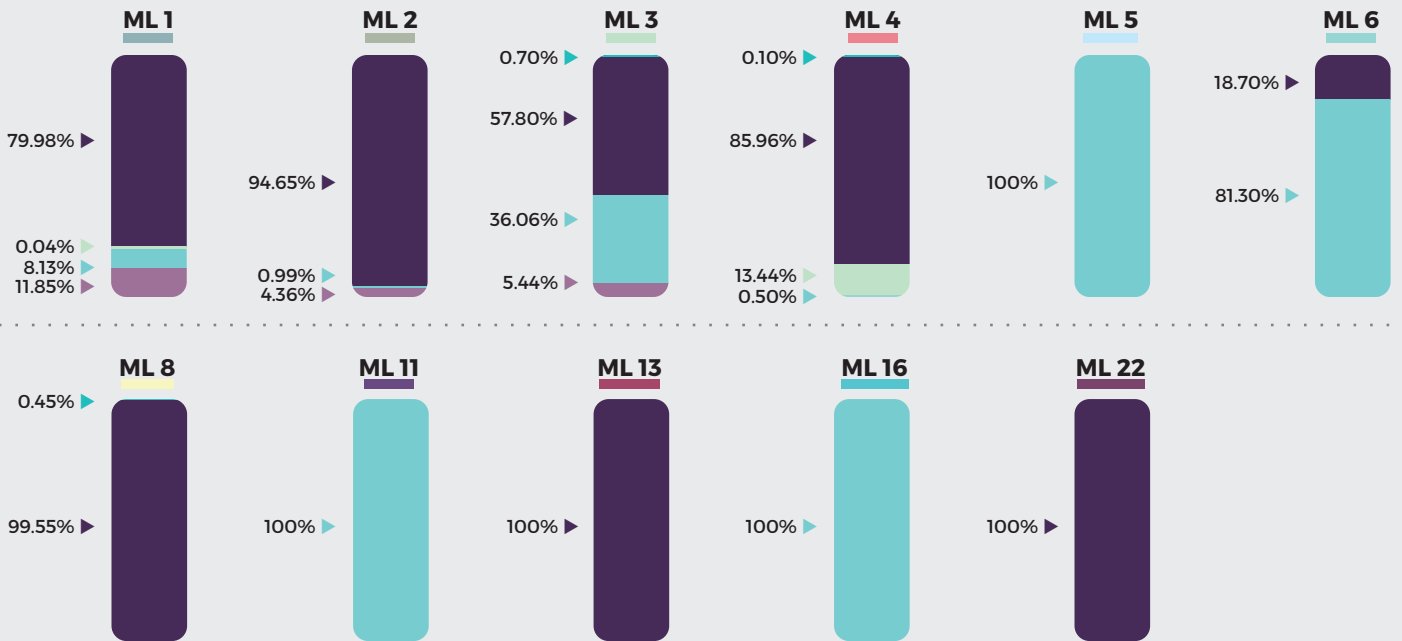
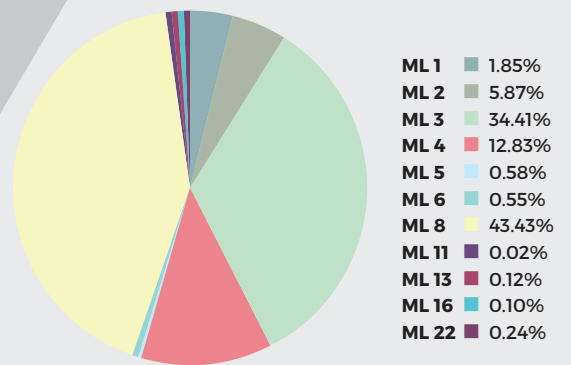
↑ 228

LICENSES ISSUED FOR EUROPEAN UNION

EXPORTS PER YEAR



EXPORTS STRUCTURE PER ML



Key:

- ALBANIA
- BOSNIA AND HERZEGOVINA
- MONTENEGRO
- SERBIA
- THE FORMER YUGOSLAV REPUBLIC OF MACEDONIA

STRUCTURE OF REALIZED EXPORTS



		ML 1	ML 2	ML 3	ML 4	ML 5	ML 6	ML 7	ML 8
Albania	a	2	2	6	1				
	b	1 862 000	141 000	1 226 856	242 000				
	c	120 000	140 000	1 022 000					
Bosnia and Herzegovina	a	4	2	60	2	4	2		
	b	84 960	86 881	30 783 019	90 280	316 691	283 060		
	c	82 318	31 685	6 778 020	35 280	316 691	245 560		
Montenegro**	a	3		1	1				
	b	700		45 813	3 338 588				
	c	380			941 702				
Serbia*	a	17	6	34	6		2	1	48
	b	2 297 894	3 054 733	34 182 116	10 034 979		56 500	5 400	37 551 680
	c	809 897	3 035 703	10 863 505	6 023 425		56 500		23 613 233
The former Yugoslav Republic of Macedonia	a			3	3				1
	b			132 091	6 913				105 600
	c			132 091	6 913				105 600
TOTAL PER ML category	a	26	10	104	13	4	4	1	49
	b	4 245 554	3 282 614	66 369 895	13 712 760	316 691	339 560	5 400	37 657 280
	c	1 012 595	3 207 388	18 795 616	7 007 320	316 691	302 060		23 718 833

		ML 10	ML 11	ML 13	ML 14	ML 15	ML 16	ML 22	TOTAL per destination
Albania	a								11
	b								3 471 856
	c								1 282 000
Bosnia and Herzegovina	a		1				1		76
	b		10 602				56 000		31 711 493
	c		10 602				56 000		7 556 156
Montenegro**	a	7							12
	b	238 185							3 623 286
	c								942 082
Serbia*	a			1		1		5	122
	b			65 000	7 760	52 736		2 423 383	89 732 180
	c			65 000				128 383	44 595 646
The former Yugoslav Republic of Macedonia	a								7
	b								244 604
	c								244 604
TOTAL PER ML category	a	7	1	1		1	1	5	228
	b	238 185	10 602	65 000	7 760	52 736	56 000	2 423 383	128 783 419
	c		10 602	65 000			56 000	128 383	54 620 488

EXPORTS TO MIDDLE EAST



187,689,200 €

390,396,040 € - VALUE OF LICENSES ISSUED

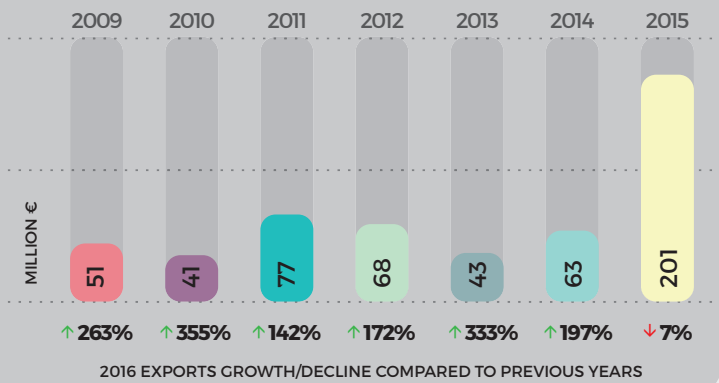
48.08%

OF LICENSES ISSUED WAS USED

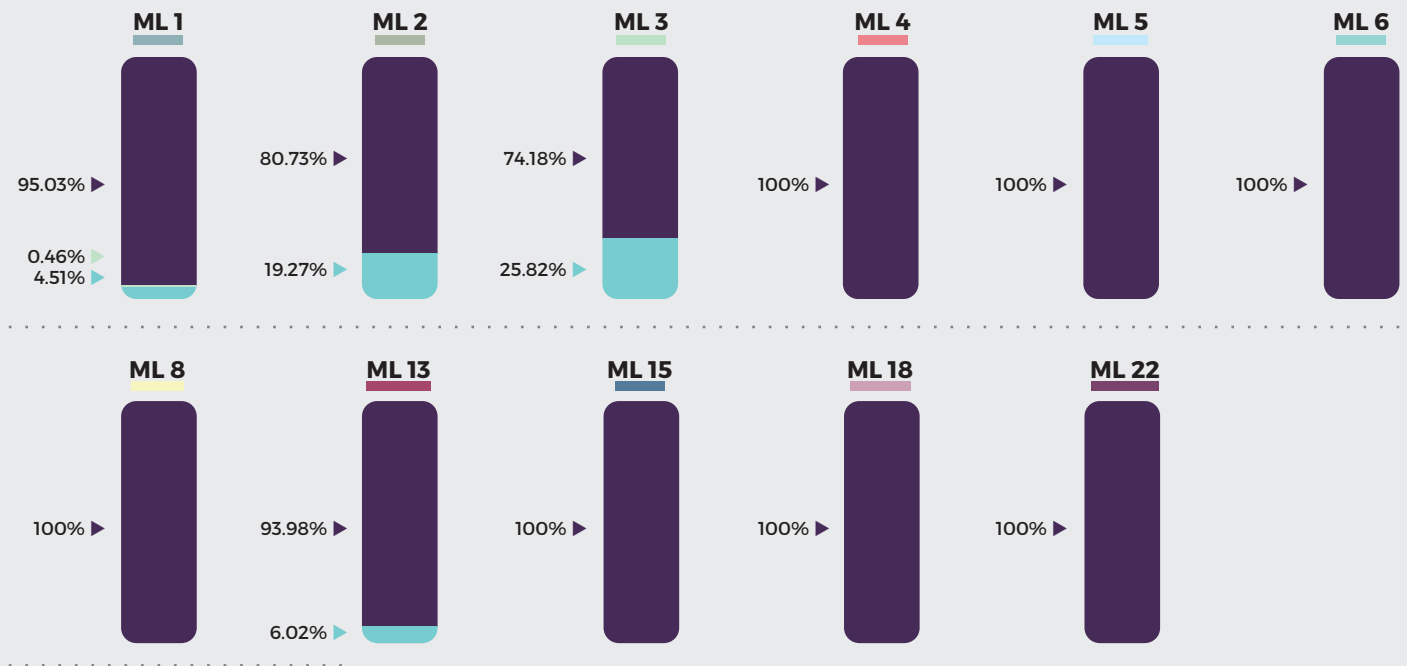
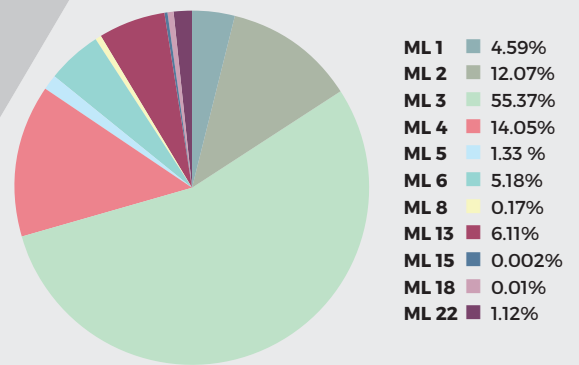
↓ 98

LICENSES ISSUED FOR MIDDLE EAST

EXPORTS PER YEAR



EXPORTS STRUCTURE PER ML



Key:

- BOSNIA AND HERZEGOVINA
- MONTENEGRO
- SERBIA

STRUCTURE OF REALIZED EXPORTS



		ML 1	ML 2	ML 3	ML 4	ML 5	ML 6
Albania***	a	1		1			1
	b						
	c						
Bosnia and Herzegovina	a	2	4	10	1		
	b	1 110 115	4 361 375	51 444 804	986 133		
	c	388 767	4 361 375	26 836 614			
Montenegro	a	1		4			
	b	46 546		541 327			
	c	40 000					
Serbia*	a	10	13	28	5	2	2
	b	21 080 205	28 560 134	157 938 432	84 031 318	2 891 286	14 555 501
	c	8 190 605	18 273 078	77 082 331	26 365 199	2 505 510	9 725 973
TOTAL PER ML category	a	14	17	43	6	2	3
	b	22 236 866	32 921 509	209 924 563	85 017 451	2 891 286	14 555 501
	c	8 619 372	22 634 453	103 918 945	26 365 199	2 505 510	9 725 973

		ML 7	ML 8	ML 13	ML 15	ML 18	ML 22	TOTAL per destination
Albania***	a							3
	b							
	c							
Bosnia and Herzegovina	a			1				18
	b			690 000				58 592 427
	c			690 000				32 276 756
Montenegro	a							5
	b							587 873
	c							40 000
Serbia*	a	1	2	2	1	1	4	72
	b	1 092 449	385 800	12 231 301	413 754	17 300	8 018 261	331 215 740
	c		324 780	10 778 153	3 364	17 300	2 106 151	155 372 444
TOTAL PER ML category	a	1	2	3	1	1	4	98
	b	1 092 449	385 800	12 921 301	413 754	17 300	8 018 261	390 396 040
	c		324 780	11 468 153	3 364	17 300	2 106 151	187 689 200

EXPORTS TO NORTH AFRICA



73,302,170 €

103,686,911 € - VALUE OF LICENSES ISSUED

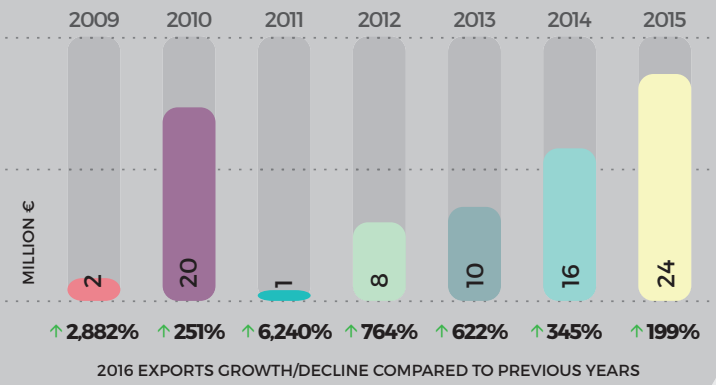
70.70%

OF LICENSES ISSUED WAS USED

↑12

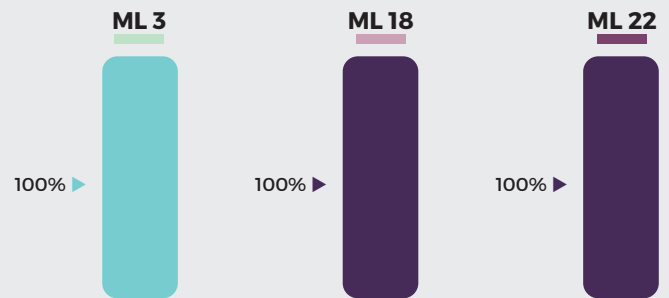
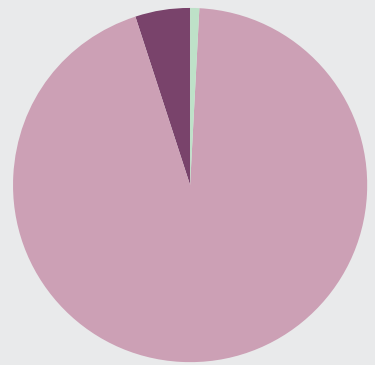
LICENSES ISSUED FOR NORTH AFRICA

EXPORTS PER YEAR



EXPORTS STRUCTURE PER ML


ML 3 0.67%
ML 18 94.92%
ML 22 4.41%



Key:

- BOSNIA AND HERZEGOVINA
- SERBIA

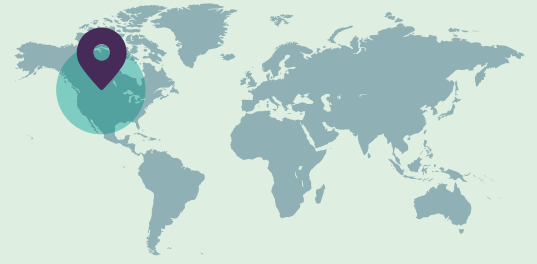
STRUCTURE OF REALIZED EXPORTS



		ML 1	ML 3	ML 10	ML 18	ML 22	TOTAL per destination
Bosnia and Herzegovina	a		4				4
	b		4 751 836				4 751 836
	c		492 821				492 821
Montenegro	a	1		1			2
	b	500		213 750			214 250
	c						
Serbia*	a				4	2	6
	b				90 183 516	8 537 309	98 720 825
	c				69 575 175	3 234 174	72 809 349
TOTAL PER ML category	a	1	4	1	4	2	12
	b	500	4 751 836	213 750	90 183 516	8 537 309	103 686 911
	c		492 821		69 575 175	3 234 174	73 302 170

NORTH AFRICA

EXPORTS TO NORTH AMERICA



72,085,489 €

281,395,452 € - VALUE OF LICENSES ISSUED

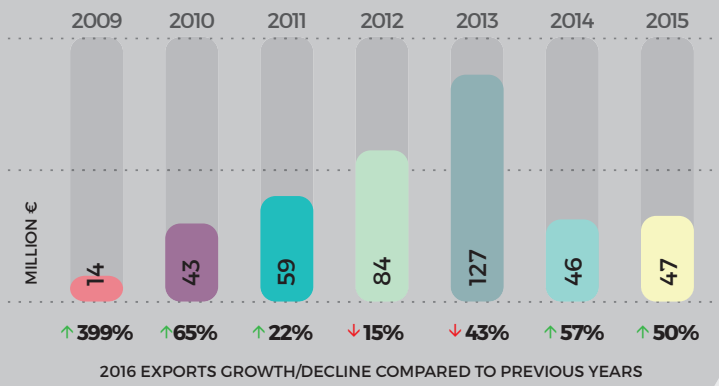
25.62%

OF LICENSES ISSUED WAS USED

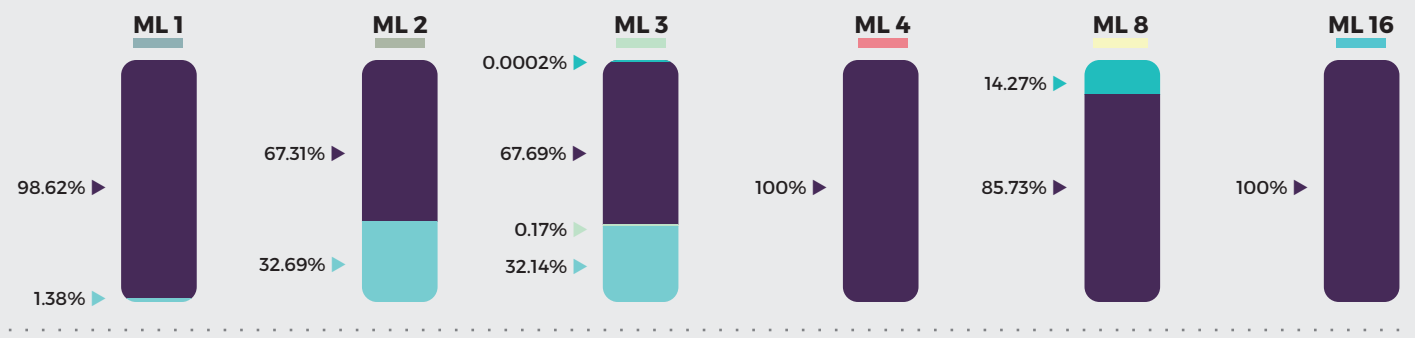
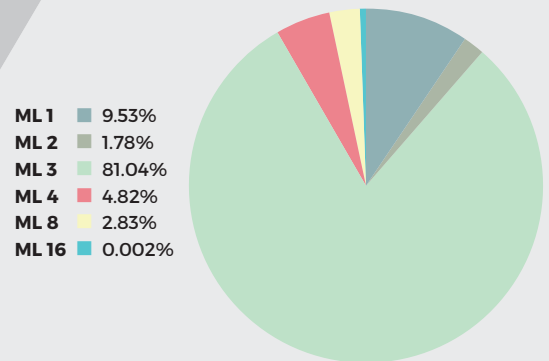
↑57

LICENSES ISSUED FOR NORTH AMERICA

EXPORTS PER YEAR




EXPORTS STRUCTURE PER ML



Key:

- ALBANIA
- BOSNIA AND HERZEGOVINA
- MONTENEGRO
- SERBIA
- THE FORMER YUGOSLAV REPUBLIC OF MACEDONIA

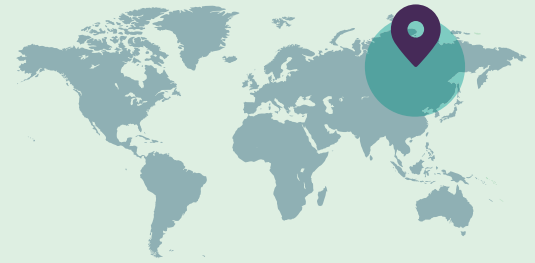
STRUCTURE OF REALIZED EXPORTS



		ML 1	ML 2	ML 3	ML 4
Bosnia and Herzegovina	a	5	4	13	
	b	7 098 134	713 762	115 240 930	
	c	94 481	419 867	18 779 099	
Montenegro	a			2	
	b			108 775	
	c			97 305	
Serbia	a	9	2	11	2
	b	8 056 286	2 530 459	138 163 063	3 472 661
	c	6 775 866	864 632	39 542 061	3 472 661
The former Yugoslav Republic of Macedonia	a			1	
	b			132	
	c			132	
TOTAL PER ML category	a	14	6	27	2
	b	15 154 420	3 244 221	253 512 900	3 472 661
	c	6 870 347	1 284 499	58 418 597	3 472 661

		ML 8	ML 16	TOTAL per destination
Bosnia and Herzegovina	a			22
	b			123 052 826
	c			19 293 447
Montenegro	a			2
	b			108 775
	c			97 305
Serbia	a	1	1	26
	b	5 718 545	1 897	157 942 911
	c	1 746 679	1 897	52 403 797
The former Yugoslav Republic of Macedonia	a	6		7
	b	290 808		290 940
	c	290 808		290 940
TOTAL PER ML category	a	7	1	57
	b	6 009 353	1 897	281 395 452
	c	2 037 487	1 897	72 085 489

EXPORTS TO NORTH EAST ASIA



654,415 €

1,434,505 € - VALUE OF LICENSES ISSUED

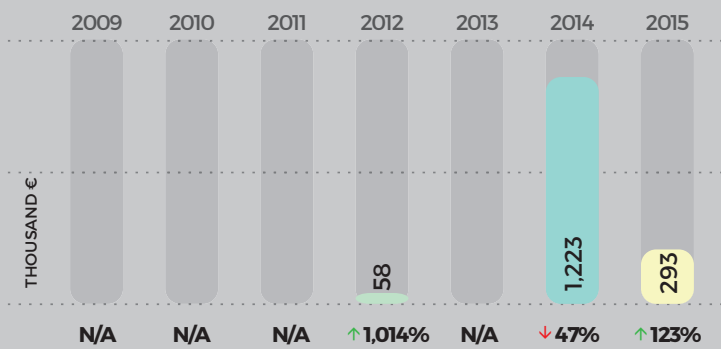
45.62%

OF LICENSES ISSUED WAS USED

↑ 6

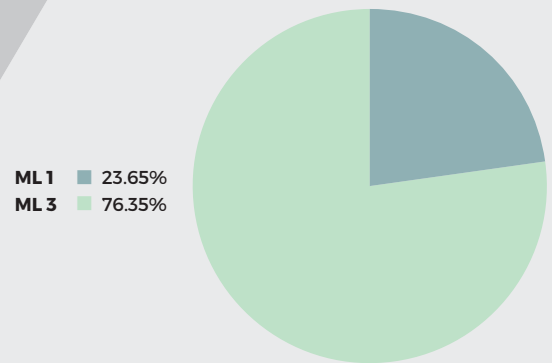
LICENSES ISSUED FOR NORTH EAST ASIA

EXPORTS PER YEAR



2016 EXPORTS GROWTH/DECLINE COMPARED TO PREVIOUS YEARS

EXPORTS STRUCTURE PER ML



NORTH EAST ASIA

		ML 1	ML 3	TOTAL per destination
Serbia*	a	1	5	6
	b	154 855	1 279 650	1 434 505
	c	154 765	499 650	654 415
TOTAL PER ML category	a	1	5	6
	b	154 855	1 279 650	1 434 505
	c	154 765	499 650	654 415

Key:

a = number of licences issued

b = value of licences issued in Euros

c = value of arms exports in Euros

● SERBIA



STRUCTURE OF REALIZED EXPORTS

100% ▼



TRANSFERS OF CONTROLLED GOODS MAY PASS THROUGH TWO OR MORE STATES COVERED BY THIS REPORT BEFORE BEING DELIVERED TO THEIR FINAL DESTINATION. FOR THIS REASON, THERE IS LIKELY TO BE A CONSIDERABLE AMOUNT OF DOUBLE COUNTING IN THIS REPORT, WITH THE SAME TRANSFER BEING REPORTED MULTIPLE TIMES BY DIFFERENT STATES. THE REPORT SHOULD NOT, THEREFORE, BE USED TO GENERATE AN ESTIMATE OF THE COMBINED VALUE OF THE REGION'S ARMS EXPORTS.

EXPORTS TO OCEANIA



526,612 €

529,425 € - VALUE OF LICENSES ISSUED

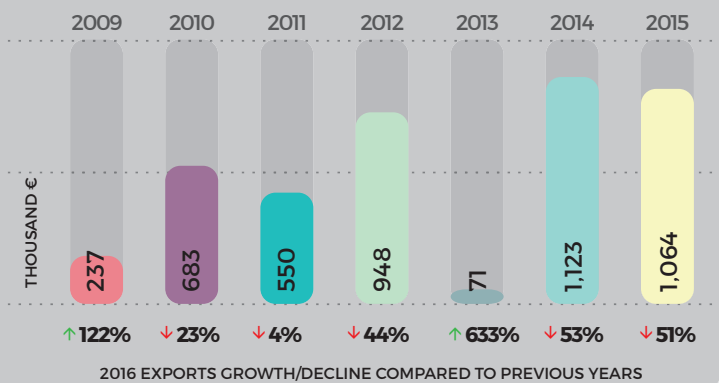
99.47%

OF LICENSES ISSUED WAS USED

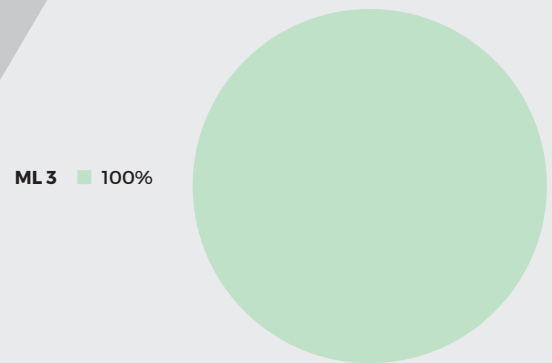
↓2

LICENSES ISSUED FOR OCEANIA

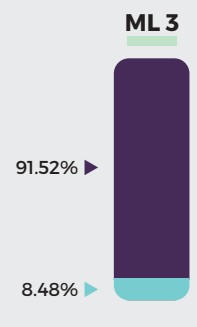
EXPORTS PER YEAR



EXPORTS STRUCTURE PER ML



		OCEANIA	
		ML 3	TOTAL per destination
Bosnia and Herzegovina	a	1	1
	b	44 667	44 667
	c	44 667	44 667
Serbia	a	1	1
	b	484 758	484 758
	c	481 945	481 945
TOTAL PER ML category	a	2	2
	b	529 425	529 425
	c	526 612	526 612

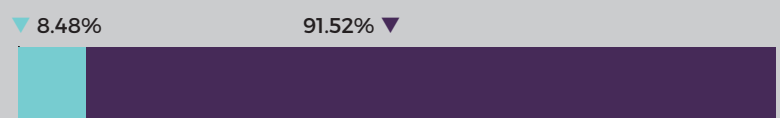


Key:

- a = number of licences issued
- b = value of licences issued in Euros
- c = value of arms exports in Euros

- BOSNIA AND HERZEGOVINA
- SERBIA

STRUCTURE OF REALIZED EXPORTS



TRANSFERS OF CONTROLLED GOODS MAY PASS THROUGH TWO OR MORE STATES COVERED BY THIS REPORT BEFORE BEING DELIVERED TO THEIR FINAL DESTINATION. FOR THIS REASON, THERE IS LIKELY TO BE A CONSIDERABLE AMOUNT OF DOUBLE COUNTING IN THIS REPORT, WITH THE SAME TRANSFER BEING REPORTED MULTIPLE TIMES BY DIFFERENT STATES. THE REPORT SHOULD NOT, THEREFORE, BE USED TO GENERATE AN ESTIMATE OF THE COMBINED VALUE OF THE REGION'S ARMS EXPORTS.

EXPORTS TO OTHER EUROPEAN COUNTRIES



36,264,319 €

53,988,800 € - VALUE OF LICENSES ISSUED

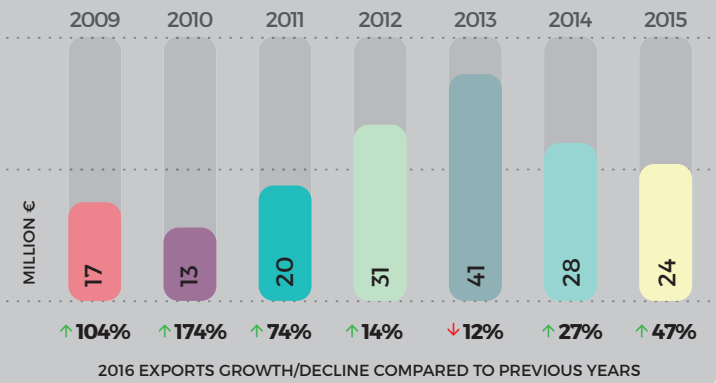
67.17%

OF LICENSES ISSUED WAS USED

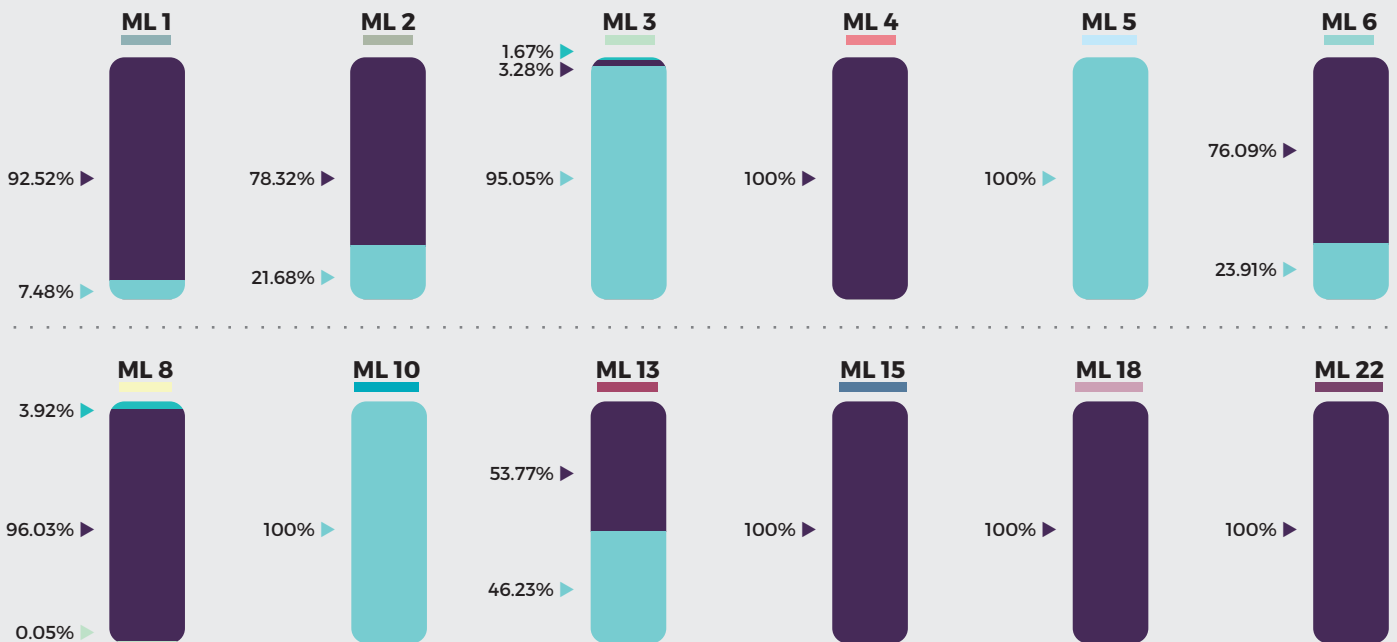
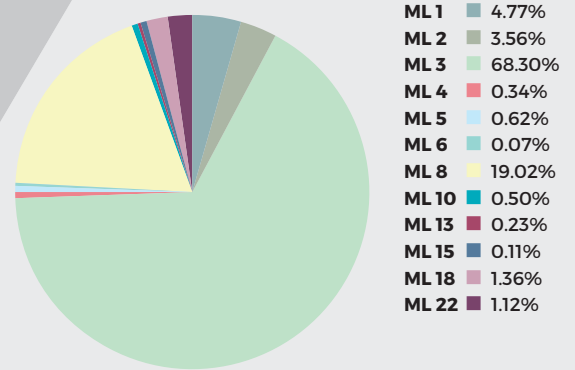
↓ 130

LICENSES ISSUED FOR
OTHER EUROPEAN COUNTRIES

EXPORTS PER YEAR




EXPORTS STRUCTURE PER ML



Key:

- BOSNIA AND HERZEGOVINA
- SERBIA

STRUCTURE OF REALIZED EXPORTS



OTHER EUROPEAN COUNTRIES AND TERRITORIES

		ML 1	ML 2	ML 3	ML 4	ML 5	ML 6	ML 8
Bosnia and Herzegovina	a	3	4	43		2	1	
	b	251 829	703 442	36 301 450		347 548	5 880	
	c	129 507	279 430	23 541 598		225 148	5 880	
Montenegro**	a	1	5	1				3
	b	25 200	253 907	31 596				33 150
	c							3 600
Serbia*	a	13	3	14	4		1	10
	b	1 666 216	1 009 590	2 121 361	124 341		18 713	8 035 733
	c	1 600 763	1 009 590	812 465	124 341		18 713	6 623 967
The former Yugoslav Republic of Macedonia	a			8				1
	b			412 549				270 000
	c			412 549				270 000
TOTAL PER ML category	a	17	12	66	4	2	2	14
	b	1 943 245	1 966 939	38 866 956	124 341	347 548	24 593	8 338 883
	c	1 730 270	1 289 020	24 766 612	124 341	225 148	24 593	6 897 567

		ML 10	ML 13	ML 15	ML 16	ML 18	ML 22	TOTAL per destination
Bosnia and Herzegovina	a	1	1					55
	b	181 067	38 720					37 829 936
	c	181 067	38 720					24 401 350
Montenegro**	a	3						13
	b	983 645						1 327 498
	c							3 600
Serbia*	a		1	1	1	3	2	53
	b		45 030	41 411	22 683	513 700	550 040	14 148 818
	c		45 030	41 411		494 500	406 040	11 176 820
The former Yugoslav Republic of Macedonia	a							9
	b							682 549
	c							682 549
TOTAL PER ML category	a	4	2	1	1	3	2	130
	b	1 164 712	83 750	41 411	22 683	513 700	550 040	53 988 800
	c	181 067	83 750	41 411		494 500	406 040	36 264 319

EXPORTS TO SOUTH ASIA



33,108,703 €

44,174,997 € - VALUE OF LICENSES ISSUED

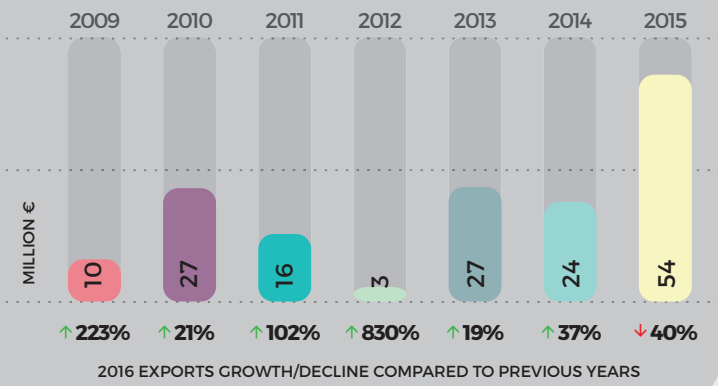
74.95%

OF LICENSES ISSUED WAS USED

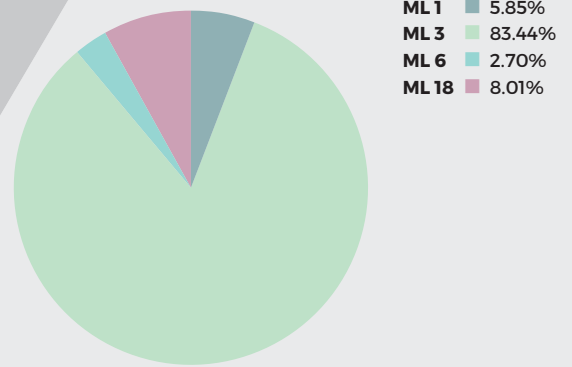
↓26

LICENSES ISSUED FOR SOUTH ASIA

EXPORTS PER YEAR



EXPORTS STRUCTURE PER ML



Key:

- BOSNIA AND HERZEGOVINA
- SERBIA

STRUCTURE OF REALIZED EXPORTS

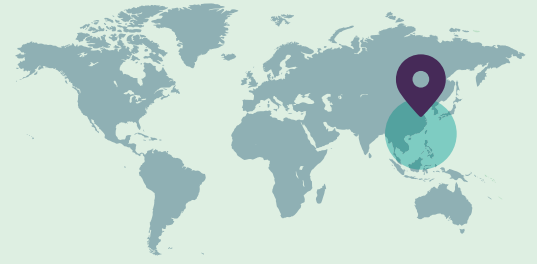


		ML 1	ML 3	ML 4
Bosnia and Herzegovina	a	1	9	
	b	18	20 805 944	
	c		15 168 732	
Montenegro	a			1
	b			124 964
	c			
Serbia	a	3	8	
	b	1 937 986	16 666 541	
	c	1 937 986	12 457 271	
TOTAL PER ML category	a	4	17	1
	b	1 938 004	37 472 485	124 964
	c	1 937 986	27 626 003	

		ML 6	ML 10	ML 18	TOTAL per destination
Bosnia and Herzegovina	a				10
	b				20 805 962
	c				15 168 732
Montenegro	a		2		3
	b		1 094 830		1 219 794
	c				
Serbia	a	1		1	13
	b	892 105		2 652 609	22 149 241
	c	892 105		2 652 609	17 939 971
TOTAL PER ML category	a	1	2	1	26
	b	892 105	1 094 830	2 652 609	44 174 997
	c	892 105		2 652 609	33 108 703

SOUTH ASIA

EXPORTS TO SOUTH EAST ASIA



33,920,704 €

105,149,876 € - VALUE OF LICENSES ISSUED

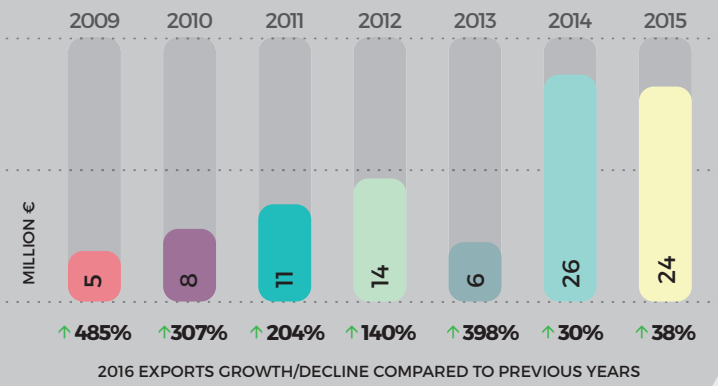
32.26%

OF LICENSES ISSUED WAS USED

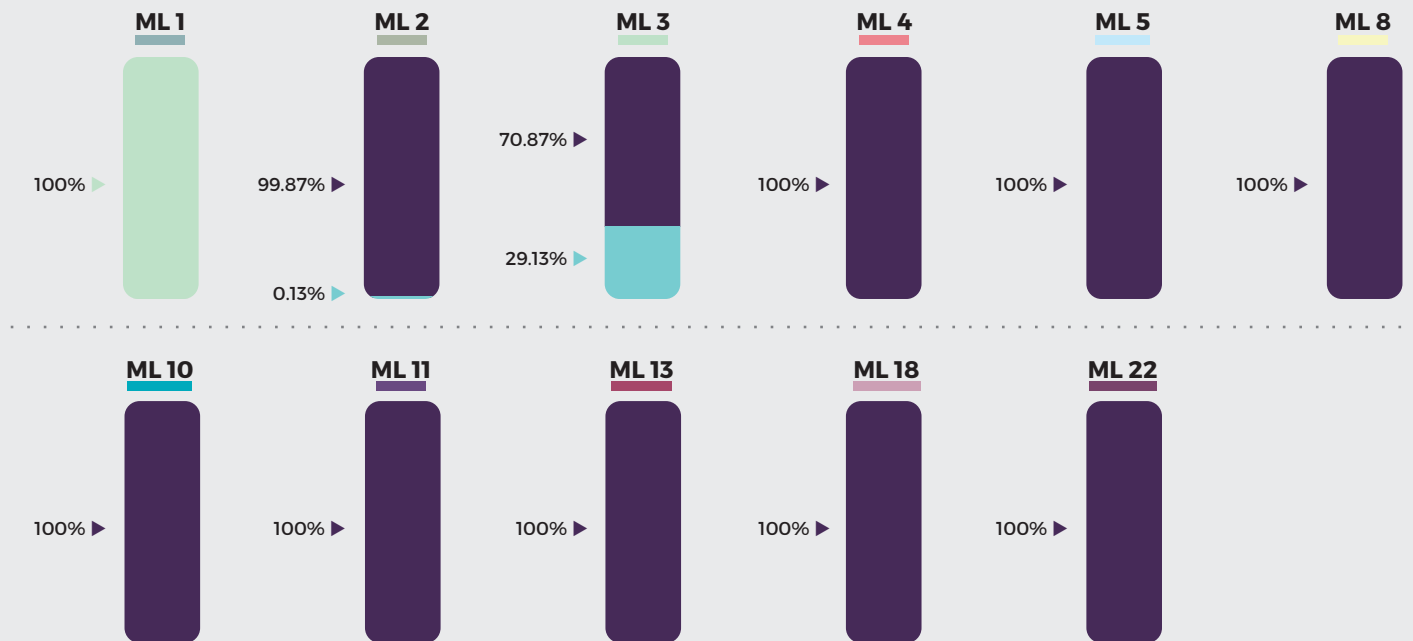
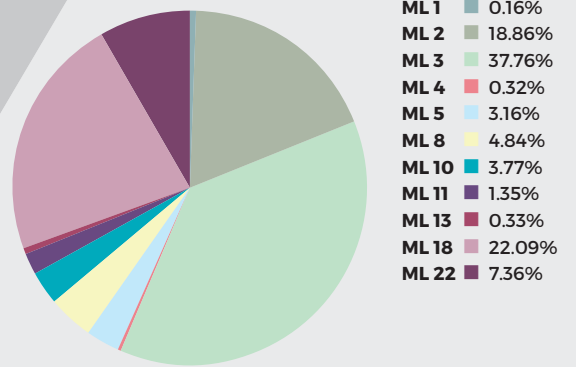
↓40

LICENSES ISSUED FOR SOUTH EAST ASIA

EXPORTS PER YEAR



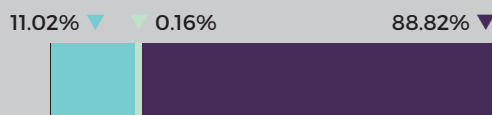
EXPORTS STRUCTURE PER ML



Key:

- BOSNIA AND HERZEGOVINA
- MONTENEGRO
- SERBIA

STRUCTURE OF REALIZED EXPORTS



		ML 1	ML 2	ML 3	ML 4	ML 5	ML 6	ML 8
Bosnia and Herzegovina	a		1	7				
	b		8 400	25 386 722				
	c		8 400	3 730 914				
Montenegro	a	3						
	b	62 441						
	c	54 510						
Serbia*	a		3	14	1		2	2
	b		25 867 876	12 119 975	409 429	1 893 730	21 397 930	1 641 800
	c		6 389 371	9 076 219	109 565	1 072 800		1 641 800
TOTAL PER ML category	a	3	4	21	1		2	2
	b	62 441	25 876 276	37 506 697	409 429	1 893 730	21 397 930	1 641 800
	c	54 510	6 397 771	12 807 133	109 565	1 072 800		1 641 800
		ML 10	ML 11	ML 13	ML 18	ML 22	TOTAL per destination	
Bosnia and Herzegovina	a						8	
	b						25 395 122	
	c						3 739 314	
Montenegro	a	1					4	
	b	85 355					147 796	
	c						54 510	
Serbia*	a	4				1	28	
	b	1 288 147	459 620	111 885	8 237 317	6 179 250	79 606 958	
	c	1 277 596	459 620	111 885	7 492 291	2 495 733	30 126 880	
TOTAL PER ML category	a	5				1	40	
	b	1 373 502	459 620	111 885	8 237 317	6 179 250	105 149 876	
	c	1 277 596	459 620	111 885	7 492 291	2 495 733	33 920 704	

EXPORTS TO SUB-SAHARAN AFRICA



21,030,122 €

42,574,589 € - VALUE OF LICENSES ISSUED

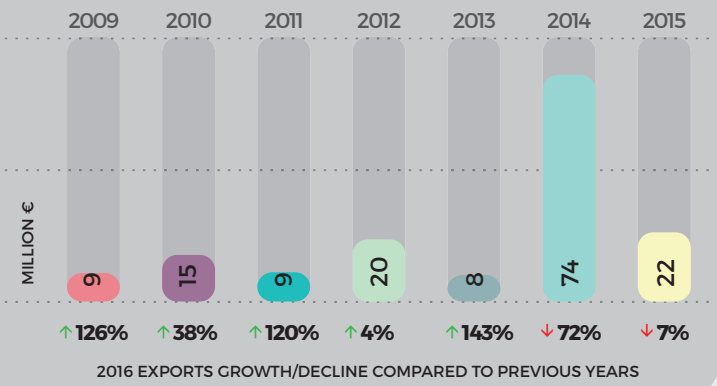
49.40%

OF LICENSES ISSUED WAS USED

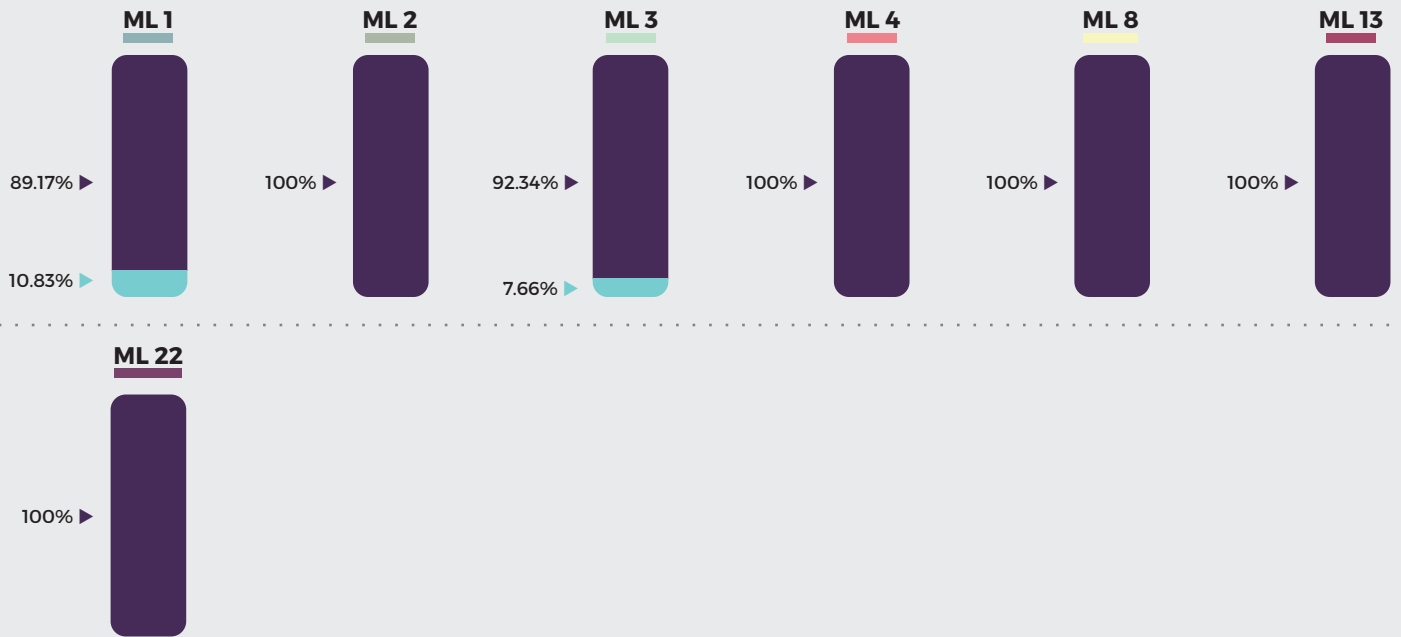
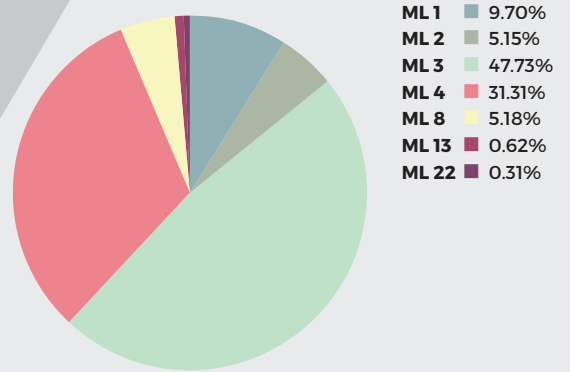
↓48

LICENSES ISSUED FOR SUB-SAHARAN AFRICA

EXPORTS PER YEAR



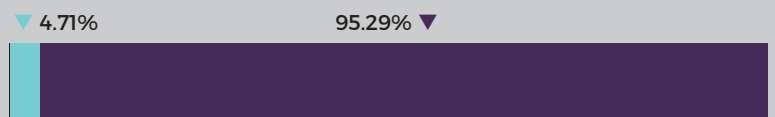
EXPORTS STRUCTURE PER ML



Key:

- BOSNIA AND HERZEGOVINA
- SERBIA

STRUCTURE OF REALIZED EXPORTS



SUB-SAHARAN AFRICA

		ML 1	ML 2	ML 3	ML 4	ML 5
Bosnia and Herzegovina	a	1		4		
	b	220 907		2 261 137		
	c	220 907		768 922		
Montenegro	a				1	
	b				75 639	
	c					
Serbia*	a	6	4	15	9	2
	b	2 837 644	1 249 129	22 275 689	9 080 161	2 744 902
	c	1 818 878	1 084 060	9 269 447	6 584 770	
TOTAL PER ML category	a	7	4	19	10	2
	b	3 058 551	1 249 129	24 536 826	9 155 800	2 744 902
	c	2 039 785	1 084 060	10 038 369	6 584 770	

		ML 8	ML 10	ML 13	ML 15	ML 22	TOTAL per destination
Bosnia and Herzegovina	a						5
	b						2 482 044
	c						989 829
Montenegro	a		1				2
	b		88 534				164 173
	c						
Serbia*	a	1		2	2		41
	b	1 478 518		180 180	17 982	64 168	39 928 372
	c	1 088 790		130 180		64 168	20 040 293
TOTAL PER ML category	a	1	1	2	2		48
	b	1 478 518	88 534	180 180	17 982	64 168	42 574 589
	c	1 088 790		130 180		64 168	21 030 122

EXPORTS TO SOUTH AMERICA



1,118,269 €

1,197,434 € - VALUE OF LICENSES ISSUED

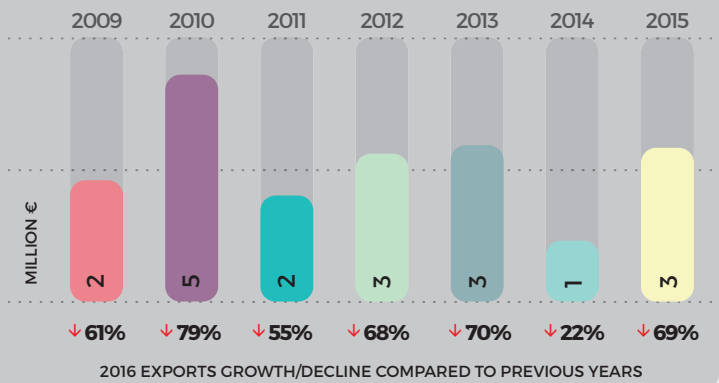
93.39%

OF LICENSES ISSUED WAS USED

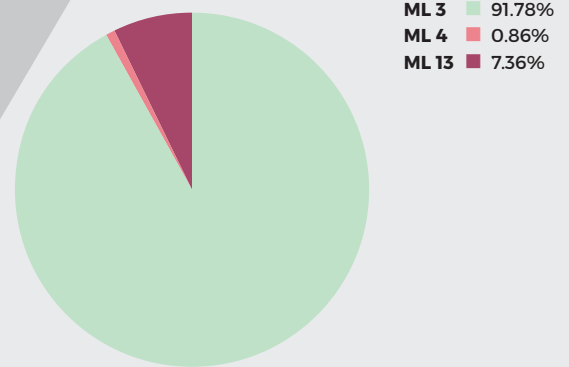
↓ 8

LICENSES ISSUED FOR SOUTH AMERICA

EXPORTS PER YEAR



EXPORTS STRUCTURE PER ML



Key:

- BOSNIA AND HERZEGOVINA
- SERBIA

STRUCTURE OF REALIZED EXPORTS



		ML 1	ML 3	ML 4	ML 10	ML 13	TOTAL per destination
Bosnia and Herzegovina	a		2				2
	b		359 406				359 406
	c		359 406				359 406
Montenegro	a				1		1
	b				60 340		60 340
	c						
Serbia	a	1	2	1		1	5
	b	18 825	667 003	9 581		82 278	777 688
	c		667 003	9 581		82 278	758 863
TOTAL PER ML category	a	1	4	1	1	1	8
	b	18 825	1 026 409	9 581	60 340	82 278	1 197 434
	c		1 026 409	9 581		82 278	1 118 269

3 TABLE SHOWING EXPORTS TO UNITED NATIONS-MANDATED OR OTHER INTERNATIONAL MISSIONS IN 2016

Exporting State	United Nations-Mandated or Other International Missions	Description of Goods
Republic of Serbia	European Union-United Nations Interim Force in Lebanon (UNFIL)	<ul style="list-style-type: none"> • Smooth-bore weapons with a calibre of less than 20 mm, other arms and automatic weapons with a calibre of 12,7 mm (calibre 0,50 inches) • Electronic equipment • Miscellaneous equipment, materials and 'libraries' • Fire control and related alerting and warning equipment • Chemical or biological toxic agents
	Saber Junction III (Germany)	<ul style="list-style-type: none"> • Smooth-bore weapons with a calibre of less than 20mm, other arms and automatic weapons with a calibre of 12,7mm (calibre 0,50 inches) • Electronic equipment • Armoured or protective equipment • Imaging or countermeasure equipment • Ammunition and fuzes
	Platinum Eagle 16 (Romania)	<ul style="list-style-type: none"> • Smooth-bore weapons with a calibre of less than 20 mm, other arms and automatic weapons with a calibre of 12,7 mm (calibre 0,50 inches) • Electronic equipment • Armoured or protective equipment • Imaging or countermeasure equipment • Miscellaneous equipment, materials and 'libraries'
	Tank biathlon 2016 (Russian Federation)	<ul style="list-style-type: none"> • Electronic equipment • Miscellaneous equipment, materials and 'libraries' • Fire control and related alerting and warning equipment
	Open Waters 2016 (Russian Federation)	<ul style="list-style-type: none"> • Electronic equipment
	Combined Resolve VII (Germany)	<ul style="list-style-type: none"> • Smooth-bore weapons with a calibre of less than 20 mm, other arms and automatic weapons with a calibre of 12,7 mm (calibre 0,50 inches) • Electronic equipment • Armoured or protective equipment • Ammunition and fuzes • Fire control and related alerting and warning equipment
	Balkan Shield 2016 (Greece)	<ul style="list-style-type: none"> • Smooth-bore weapons with a calibre of less than 20 mm, other arms and automatic weapons with a calibre of 12,7 mm (calibre 0,50 inches) • Aircrafts, 'lighter-than-air vehicles', airplanes, unmanned airborne vehicles • Armoured or protective equipment

Exporting State	United Nations-Mandated or Other International Missions	Description of Goods
Republic of Serbia	REGEX-16 (Bosnia and Herzegovina)	<ul style="list-style-type: none"> • Ground vehicles and components • Smooth-bore weapons with a calibre of less than 20 mm, other arms and automatic weapons with a calibre of 12,7 mm (calibre 0,50 inches) • Bombs, torpedoes, rockets, projectiles and other explosive devices and charges • Chemical or biological toxic agents • Electronic equipment • Miscellaneous equipment, materials and 'libraries'
	Platinum Lion 17.1 (Bulgaria)	<ul style="list-style-type: none"> • Smooth-bore weapons with a calibre of less than 20 mm, other arms and automatic weapons with a calibre of 12,7 mm (calibre 0,50 inches) • Electronic equipment • Armoured or protective equipment • Imaging or countermeasure equipment • Ammunition and fuzes

4 INFORMATION ON NATIONAL LEGISLATION RELEVANT TO ARMS EXPORT CONTROL

State	National Legislation	EU Code of Conduct/EU Common Position	Brokering Provisions
Albania	<p>The Council of Ministers' Decision No. 604, dated 28.8.2003 "On Approval, in Principle, of the European Union Code of Conduct on Arms Exports".</p> <p>Law No. 9707, dated 5.4.2007, "On State Control of Import-Export of Military Goods and Dual-Use Goods and Technologies", as amended.</p> <p>The Council of Ministries' Decision No. 106, dated 9.2.2011 "On the Adoption of the Updated List of Military Goods and the List of Dual-use Goods and Technologies subject to State Import-Export Control."</p> <p>The Council of Ministers' Decision No. 43, dated 16.1.2008, "On the Organization, Function and Status of the State Export Control Authority", as amended.</p> <p>The Council of Ministers' Decision No. 76, dated 30.12.2008, "On Designated Format, Schedules and Presentation Time of Reports".</p> <p>The Council of Ministers' Decision No. 304, dated 25.3.2009 "On the Procedures of the State Export Control Authority (AKSHE) to Carry Out the Expertise and Control".</p> <p>The Council of Ministers' Decision No. 305, dated 25.3.2009, "On Defining the Procedures of Issuing Legal Documents of Guarantee in the Field of State Control of Import-Export of Military Goods and Dual-Use Goods and Technologies".</p> <p>The Council of Ministers' Decision No. 341, dated 8.4.2009, "On the Definition of Fares for Legal Documents Issued by the State Export Control Authority (AKSHE) to Subjects Involved in International Transfers of Military Goods and Dual-Use Goods and Technologies".</p> <p>Arms Trade Treaty (ATT), ratified with the Law No. 6/2014, dated 30.1.2014, "On the Ratification of the Arms Trade Treaty".</p> <p>Law No. 74/2014 "On Weapons," dated 10.7.2014.</p>	<p>The Council of Ministers' Decision No. 604, dated 28.8.2003, "On Approval, in Principle, of the European Union Code of Conduct on Arms Exports".</p> <p>Alignment with the Council's Common Position 2008/944/CFSP.</p>	<p>Law No. 9707, dated 5.4.2007, "On State Control of Import-Export of Military Goods and Dual-Use Goods And Technologies".</p>

State	National Legislation	EU Code of Conduct/EU Common Position	Brokering Provisions
Bosnia and Herzegovina	<p>Law on Control of Foreign Trade in Weapons, Military Equipment and Special-Use Goods ("Official Gazette of BiH" No. 53/16).</p> <p>Guidelines for the Procedure of Registration of Legal Entities and Individuals for International Transfers of Goods and Services of Strategic Importance for the Security of Bosnia and Herzegovina ("Official Gazette of BiH" No. 19/10).</p> <p>Guidelines for the Requirements and Procedure for Licensing International Transfers of Goods and Services of Strategic Importance for the Security of Bosnia and Herzegovina ("Official Gazette of BiH" No. 19/10).</p> <p>Guidelines on the Manner and Procedure for Regulating Temporary Import, Temporary Export and Transit of Sporting and Hunting Weapons and Ammunition ("Official Gazette of BiH" No. 19/10).</p> <p>Guidelines on Conducting Oversight of Legal Entities and Individuals that Have Been Licensed or Registered for the Performance of International Transfers of Goods from the Control Lists ("Official Gazette of BiH" No. 28/10).</p> <p>EU Council Common Position 2008/944/CFSP, dated 8.12.2008, Defining Common Rules Governing Control of Exports of Military Technology and Equipment ("Official Gazette of BiH" No. 30/10).</p> <p>Common Military List ("Official Gazette of BiH" No. 40/10).</p>	<p>The Law has been harmonized with the:</p> <p>EU Council Common Position 2008/944/CFSP dated 8.12.2008, Defining Common Rules Governing Control of Exports of Military Technology and Equipment.</p> <p>Common Position 2003/468/CFSP on the Control of Arms Brokering.</p> <p>EU Council Joint Action 2000/401/CFSP Concerning the Control of Technical Assistance Related to Certain Military End-Uses.</p>	<p>The Law has been harmonized with the Common Position of the Council of Europe on the Controls of Arms Brokering.</p>

State	National Legislation	EU Code of Conduct/EU Common Position	Brokering Provisions
Montenegro	Law on Foreign Trade in Arms and Military Equipment ("Official Journal of Montenegro", No. 40/16 dated 30.6.2016).	<p>In May 2008 the Montenegrin Ministry of Interior officially informed the European Commission of its intention to observe all of the criteria of the EU Code of Conduct, in its procedures of control of weapons, military equipment and dual-use goods exports.</p> <p>In February 2009, the Ministry of Economic Development officially informed the European Commission that the Republic of Montenegro will observe the Council's Common Position 2008/944/CFSP.</p> <p>In addition, the criteria of EU Code of Conduct have been incorporated into the Law on Foreign Trade in Weapons, Military Equipment and Dual-Use Goods (Articles 18, 19 and 20).</p>	<p>Provisions of Article 9, items 11 and 12 and Article 8 of the Law define the term and regulate the control of brokering activities.</p> <p>By expanding controls so as to include brokering and brokering activities, the area of arms brokering control has been brought into conformity with the European Union Council's Common Position 2003/468/CFSP, which prescribes that a brokering license shall be required from the authorities of the country where brokering takes place, or the country where the broker is seated or resides.</p>

State	National Legislation	EU Code of Conduct/EU Common Position	Brokering Provisions
Republic of Serbia	Law on Export and Import of Arms and Military Equipment ("Official Gazette RoS" No. 107/14).	Article 17 - Criteria from EU Common Position included.	Included.

State	National Legislation	EU Code of Conduct/EU Common Position	Brokering Provisions
The former Yugoslav Republic of Macedonia	<p>Law on Weapons („Official Gazette of the Republic of Macedonia", No. 7/05, 47/06, 42/07, 86/08, 72/10, 142/10, 158/11, 119/13, 164/13, 152/15, 193/15 and 55/16).</p> <p>Law on Production and Trade in Arms and Military Equipment ("Official Gazette of the Republic of Macedonia" No. 54/02, 84/07, 161/09, 145/10, 119/13, 164/13, 41/14, 192/15 and 39/16).</p>	<p>The former Yugoslav Republic of Macedonia unilaterally adhered to the European Code of Conduct on Arms Exports in November 2004.</p> <p>In June 2010, the former Yugoslav Republic of Macedonia aligned with the Council Common Position 2008/944/CFSP dated 8.12.2008.</p>	Law on Weapons ("Official Gazette of the Republic of Macedonia", No. 119/2013).

5 TABLE OF REGIONAL ACTIVITIES IN WHICH STATES PARTICIPATED DURING 2016 ⁷

Event Location, Host Country and Date	Participants	State or Organization Supporting the Activity	Description of the Activity
Skopje, the former Yugoslav Republic of Macedonia, 25-29 January 2016	Albania, Bosnia and Herzegovina, Montenegro, Serbia, the former Yugoslav Republic of Macedonia	U.S. State Department/ EXBS	Regional Seminar on the Fundamentals of Strategic Trade Controls
Tbilisi, Georgia 16-17 March 2016	Albania, Bosnia and Herzegovina, Montenegro, Serbia, the former Yugoslav Republic of Macedonia ⁷ after Serbia	EU/BAFA	Regional Workshop to Support the Implementation of Arms Trade Treaty
Podgorica, Montenegro 6-7 April 2016	Albania, Bosnia and Herzegovina, Serbia, Montenegro, the former Yugoslav Republic of Macedonia	EU/COARM - BAFA	Regional Workshop for South East European countries
Bar, Montenegro 7-9 June 2016	Albania, Bosnia and Herzegovina, Montenegro, the former Yugoslav Republic of Macedonia	U.S. State Department/ EXBS	Strategic Trade and Export Control Seminar
Vienna, Austria 27-28 June 2016	Bosnia and Herzegovina, Montenegro, Serbia, the former Yugoslav Republic of Macedonia	U.S. State Department/ EXBS	Wassenaar Arrangement Technically Workshop on Export Control
Prague, Czech Republic 2-4 November 2016	Albania, Bosnia and Herzegovina, Montenegro, Serbia, the former Yugoslav Republic of Macedonia	U.S. State Department/ EXBS and Canada's Global Partnership Program	International Export Control Conference

⁷ The table only includes activities related to conventional arms export controls in which at least two states in the region participated.

6 TABLE SHOWING INTERNET ADDRESSES AND CONTACT DETAILS OF NATIONAL AUTHORITIES RESPONSIBLE FOR ARMS EXPORT CONTROL

State	Institution	Contact Details	Website
Albania	State Export Control Authority	Address: Rr. "Skënderbej", Pall, 4 Kati V 1000 Tiranë Tel/Fax: +355 4 2416 096 E-mail: info_akshe@mod.gov.al	www.akshe.gov.al
Bosnia and Herzegovina	Ministry of Foreign Trade and Economic Relations	Address: Musala 9 71000 Sarajevo Tel: +387 33 220 546 Fax: +387 33 220 091 E-mail: dragisa.mekic@mvteo.gov.ba	www.mvteo.gov.ba
	Ministry of Defence	Address: Hamdije Kreševljakovića 98 71000 Sarajevo Tel: +387 33 286 545	www.mod.gov.ba
	Ministry of Foreign Affairs	Address: Musala 2 71000 Sarajevo Tel: +387 33 281 100	www.mfa.gov.ba
	Ministry of Security	Address: Trg BiH 2 71000 Sarajevo Tel: +387 33 213 623	www.msb.gov.ba
Montenegro	Ministry of Economy	Address: Rimski trg 45 81000 Podgorica Tel: +382 20 482 294 Fax: +382 20 234 576	www.mek.gov.me
	Ministry of Defence	Address: Jovana Tomasevica 29 81000 Podgorica Tel: + 382 20 483 297 Fax: +382 20 483 261	www.mod.gov.me/ ministarstvo
	Ministry of Interior	Address: Bulevar Svetog Petra Cetinjskog 22 81000 Podgorica Tel: + 382 20 481 801 Fax: +382 20 227 325	www.mup.gov.me
	Ministry of Foreign Affairs and European Integration	Address: Stanka Dragojevića 2 81000 Podgorica Tel: + 382 20 244 413 Fax: +382 20 225 702	www.mvp.gov.me/ ministarstvo

State	Institution	Contact Details	Website
Republic of Serbia ⁸	Ministry of Trade, Tourism and Telecommunications	Address: Nemanjina 26 11000 Belgrade Tel: +381 11 2642 115	www.mtt.gov.rs
The former Yugoslav Republic of Macedonia	Ministry of Interior	Address: Dimce Mircev 9 1000 Skopje	www.moi.gov.mk
	Ministry of Foreign Affairs	Address: Filip II Macedonian Boulevard 7 1000 Skopje	www.mfa.gov.mk
	Ministry of Economy	Address: Jurij Gagarin 15 1000 Skopje	www.economy.gov.mk

⁸ In the process of deciding on the request, the competent ministry obtains an approval from the Ministry of Foreign Affairs, the Ministry of Defence, the Ministry of Interior and the Security Information Agency.

www.seesac.org

